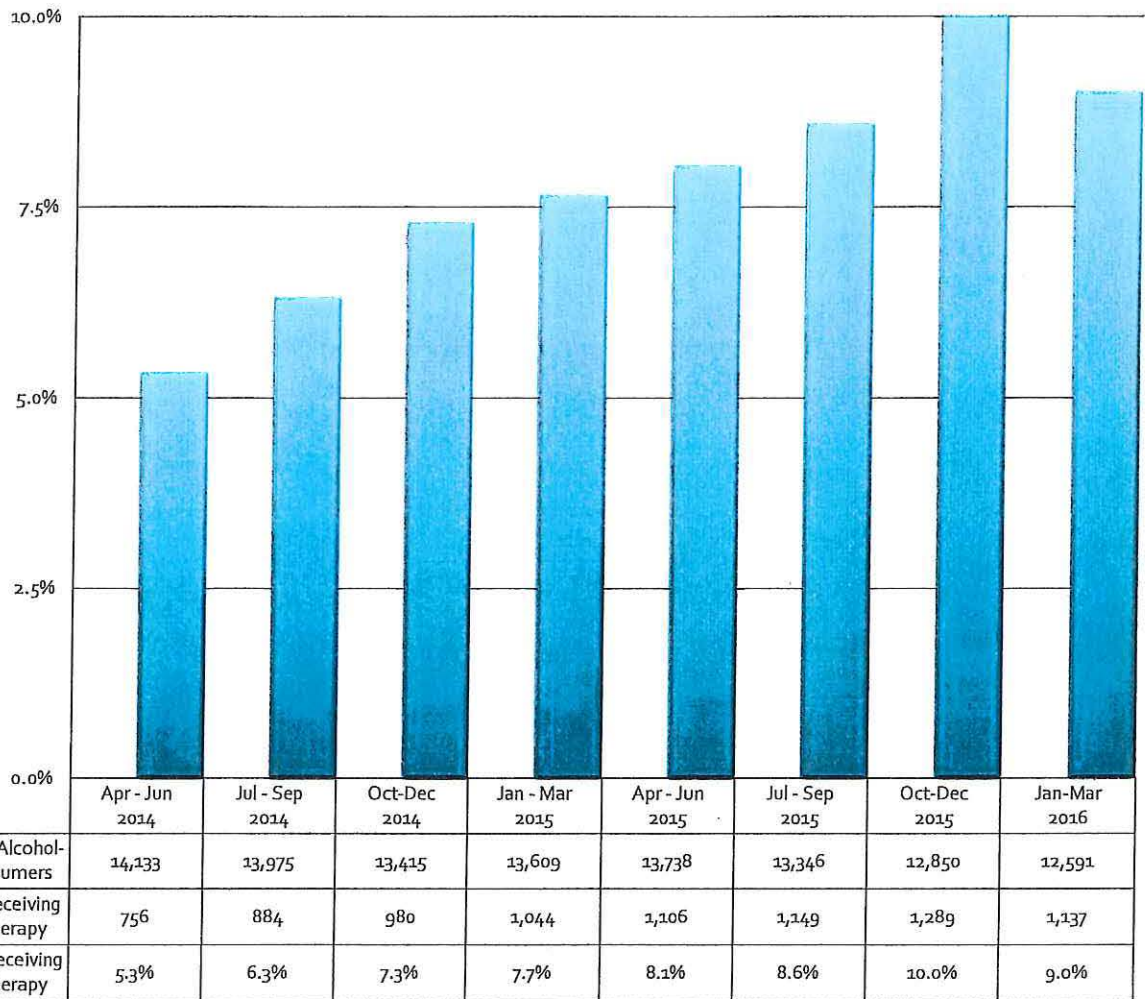





Consumers Receiving Medication Therapy

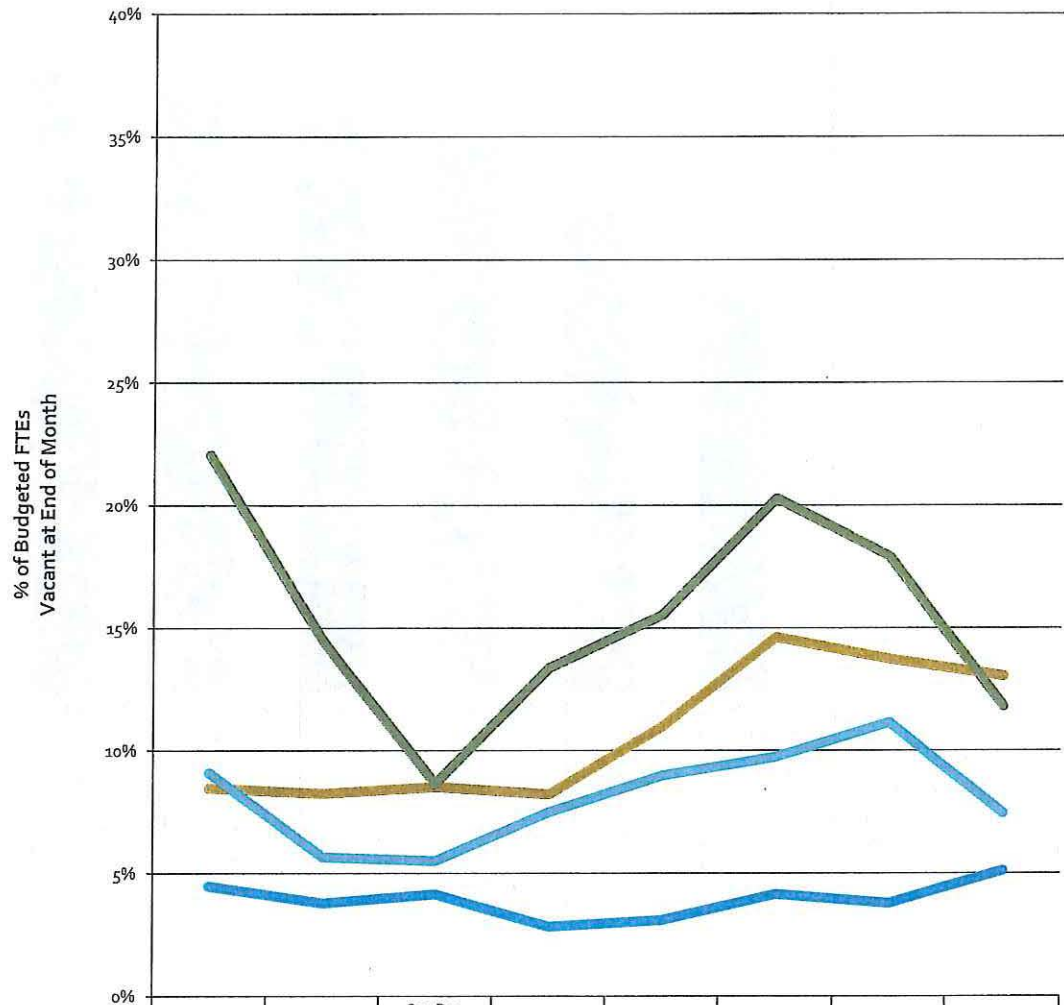


Note: Detox and Opioid programs are excluded. Medications for addiction treatment include Vivitrol, acamprosate, buprenorphine, naltrexone, and Suboxone. Medicaid claims for direct billing from pharmacies for substance abuse treatment consumers are included. CIMOR only started tracking type of medication in January 2010.

Significance: Medication therapy in combination with psychosocial counseling to support treatment and recovery from substance abuse disorders is a National Quality Forum recommendation.



CPS Operated Facility Staff Vacancy Rates



	Apr-Jun 14	Jul-Sep 14	Sep-Dec 14	Jan-Mar 15	Apr-Jun 15	Jul-Sep 15	Oct-Dec 15	Jan-Mar 16
Direct Care Staff Vacancy Rates	4.49%	3.80%	4.15%	2.84%	3.09%	4.16%	3.80%	5.13%
Licensed Nursing Staff Vacancy Rates	8.48%	8.26%	8.53%	8.23%	10.99%	14.63%	13.75%	13.04%
Psychologist Vacancy Rates	22.07%	14.49%	8.67%	13.39%	15.54%	20.28%	17.93%	11.83%
Psychiatrist Staff Vacancy Rates	9.10%	5.67%	5.52%	7.49%	8.99%	9.74%	11.15%	7.46%

SIGNIFICANCE: Staff vacancy rates continue to be a problem, particularly for professional staff categories and are a factor in other cost and safety related metrics. This quarter shows increased direct care staff vacancy rates.