

# U.S. and Missouri Data from the National Survey on Drug Use and Health

*On the following pages:*

## **Substance Use Trend Charts – U.S. and Missouri Estimates by Age Group**

- B-01. Alcohol Use in Past Month
- B-02. Binge Alcohol Use in Past Month
- B-03. Perception of Risk in Binge Drinking
- B-04. Alcohol Use Disorder in Past Year
- B-05. Unmet Need for Alcohol Use Treatment
- B-06. Tobacco Product Use in Past Month
- B-07. Cigarette Use in Past Month
- B-08. Perception of Risk in Cigarette Smoking
- B-09. Marijuana Use in Past Month
- B-10. Marijuana Use in Past Year
- B-11. First-time Use of Marijuana in Past Year
- B-12. Perception of Risk in Using Marijuana
- B-13. Cocaine Use in Past Year
- B-14. Perception of Risk in Using Cocaine
- B-15. Methamphetamine Use in Past Year
- B-16. Heroin Use in Past Year
- B-17. Perception of Risk in Trying Heroin
- B-18. Pain Reliever Misuse in Past Year
- B-19. Pain Reliever Use Disorder in Past Year
- B-20. Illicit Drug Use in Past Month
- B-21. Illicit Drug Use Other Than Marijuana in Past Month
- B-22. Illicit Drug Use Disorder in Past Year
- B-23. Unmet Need for Illicit Drug Use Treatment
- B-24. Substance Use Disorder in Past Year
- B-25. Unmet Need for Substance Use Treatment

## **Mental Health Trend Charts – U.S. and Missouri Estimates by Age Group**

- B-26. Any Mental Illness in Past Year
- B-27. Serious Mental Illness in Past Year
- B-28. Major Depressive Episode in Past Year
- B-29. Serious Thoughts of Suicide in Past Year
- B-30. Receipt of Mental Health Services in Past Year

## **Substance Use Tables – U.S. Estimates for Past-Month and Lifetime Use**

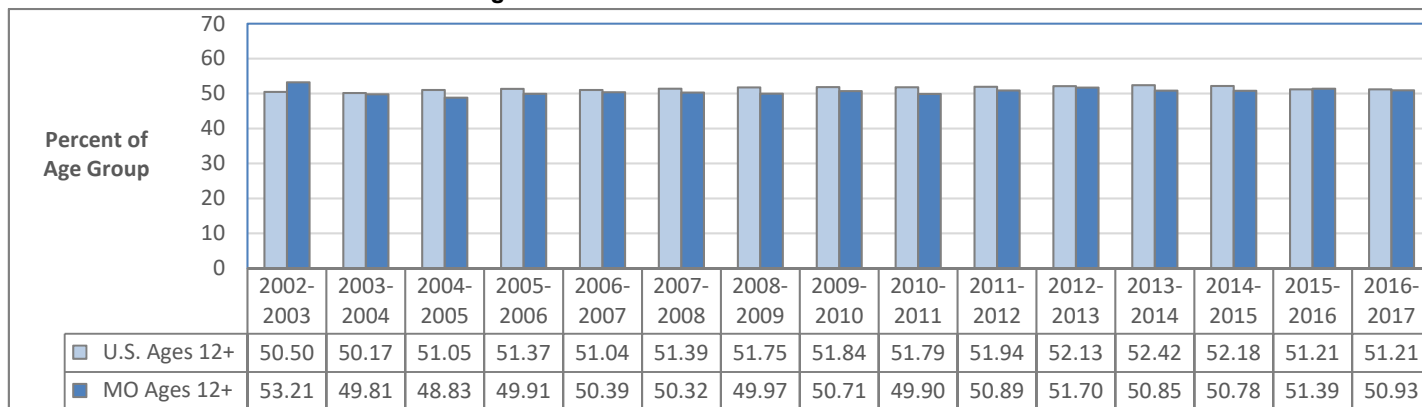
- B-31. Substance Use Table for U.S. Population Ages 12 and Older
- B-32. Substance Use Table for U.S. Population Ages 12-17
- B-33. Substance Use Table for U.S. Population Ages 18-25
- B-34. Substance Use Table for U.S. Population Ages 26 and Older

## **Substance Use Age Profile Charts – U.S. Estimates for Past-Month, Past-Year, and Lifetime Use**

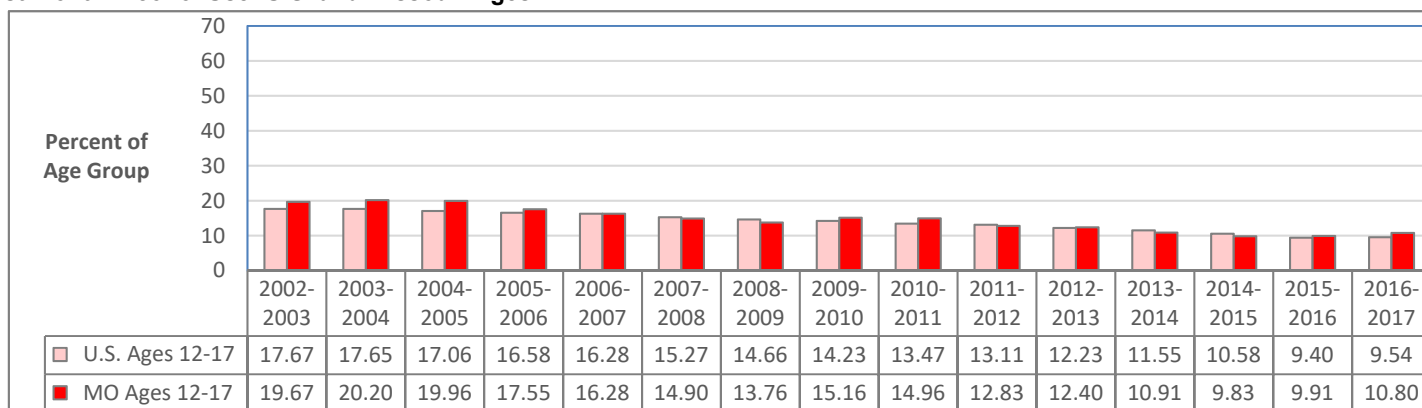
- B-35. Alcohol
- B-36. Tobacco
- B-37. Cigarettes
- B-38. Marijuana
- B-39. Hallucinogens
- B-40. Inhalants
- B-41. Cocaine
- B-42. Crack Cocaine
- B-43. Methamphetamine
- B-44. Opioids
- B-45. Illicit Drugs

## ALCOHOL USE IN PAST MONTH: U.S. AND MISSOURI AGE GROUP COMPARISONS

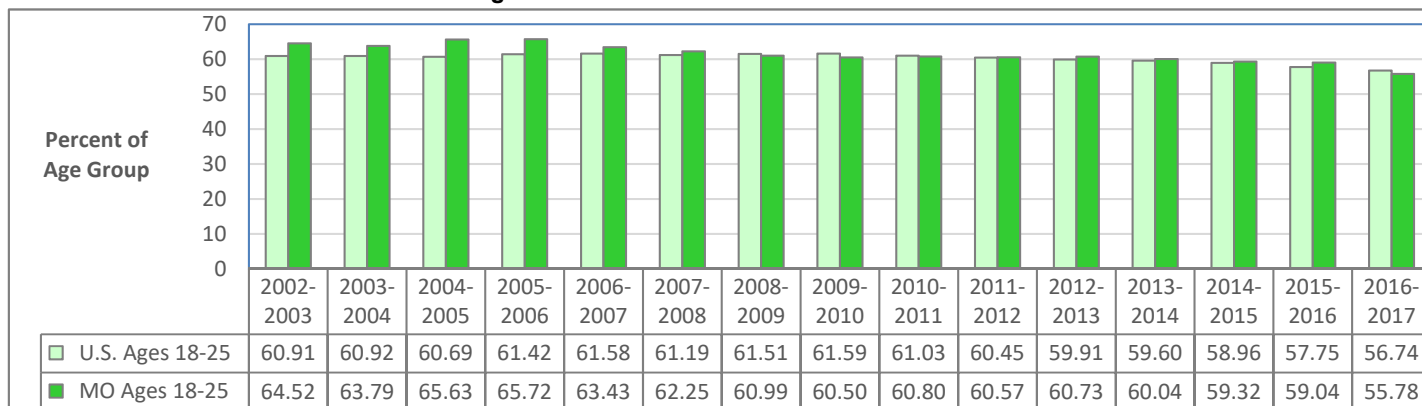
### Past-Month Alcohol Use: U.S. and Missouri Ages 12 and Older



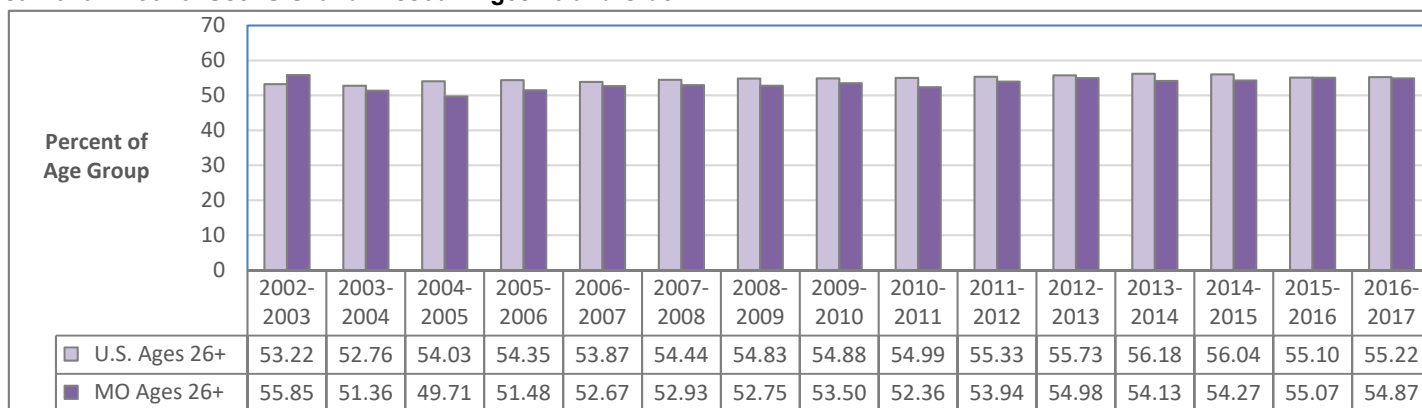
### Past-Month Alcohol Use: U.S. and Missouri Ages 12-17



### Past-Month Alcohol Use: U.S. and Missouri Ages 18-25



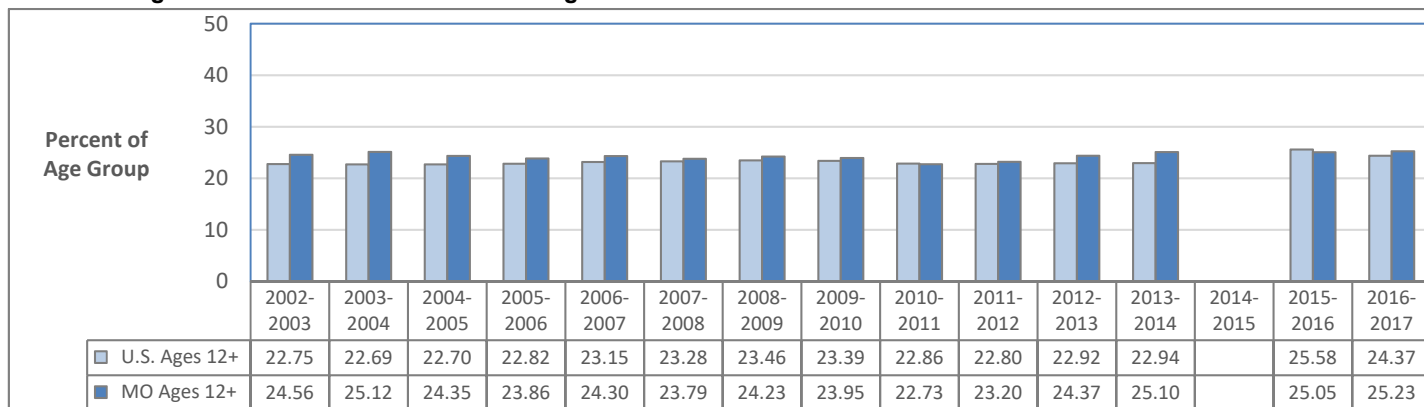
### Past-Month Alcohol Use: U.S. and Missouri Ages 26 and Older



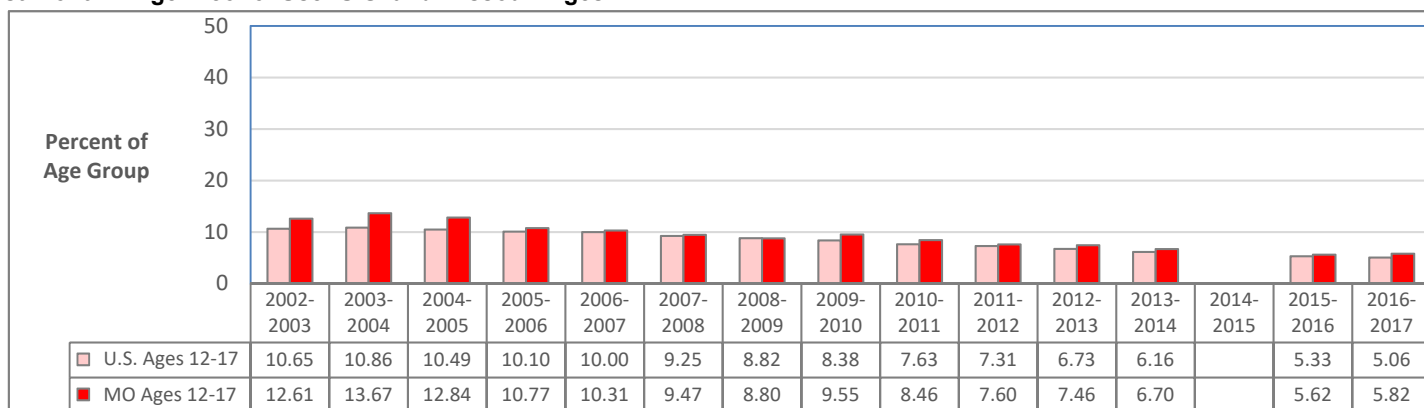
Data Source (all charts): U.S. Department of Health and Human Services, SAMHSA. National Survey on Drug Use and Health. Estimates are 2-year averages.

# BINGE ALCOHOL USE IN PAST MONTH: U.S. AND MISSOURI AGE GROUP COMPARISONS

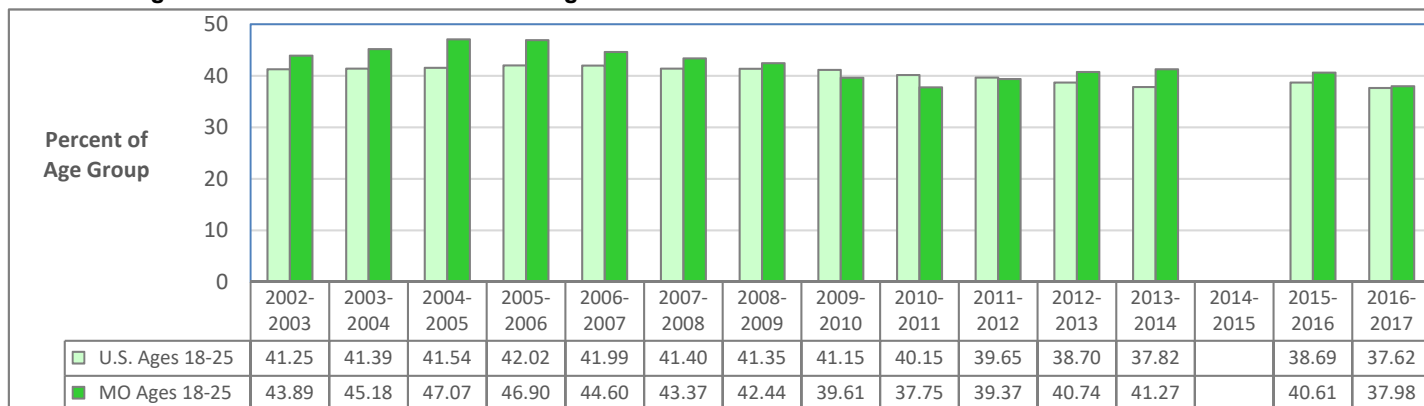
**Past-Month Binge Alcohol Use: U.S. and Missouri Ages 12 and Older**



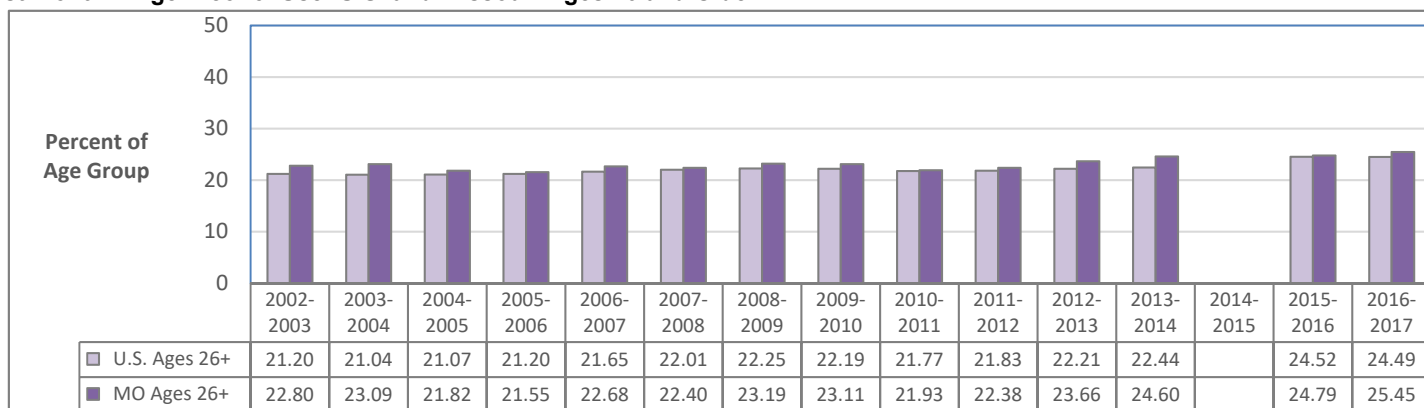
**Past-Month Binge Alcohol Use: U.S. and Missouri Ages 12-17**



**Past-Month Binge Alcohol Use: U.S. and Missouri Ages 18-25**



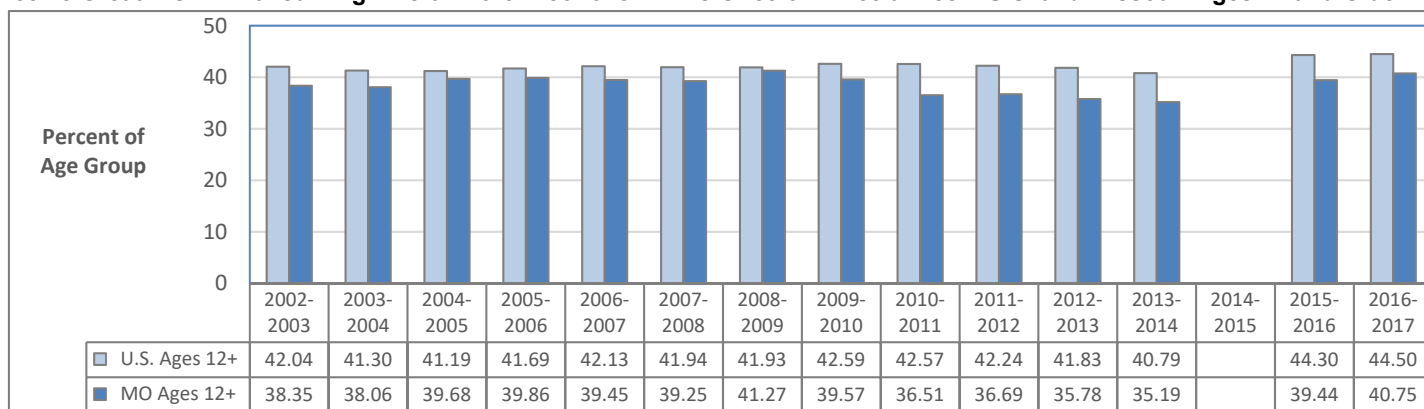
**Past-Month Binge Alcohol Use: U.S. and Missouri Ages 26 and Older**



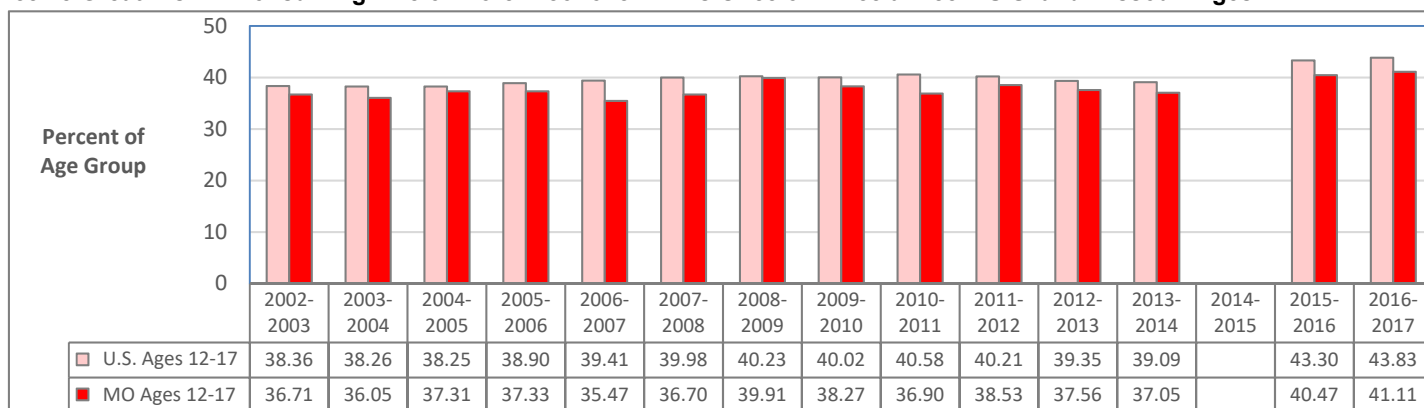
Data Source (all charts): U.S. Department of Health and Human Services, SAMHSA. National Survey on Drug Use and Health. Estimates are 2-year averages. Data are not available for 2014-2015 for this measure.

## PERCEPTION OF RISK IN BINGE DRINKING: U.S. AND MISSOURI AGE GROUP COMPARISONS

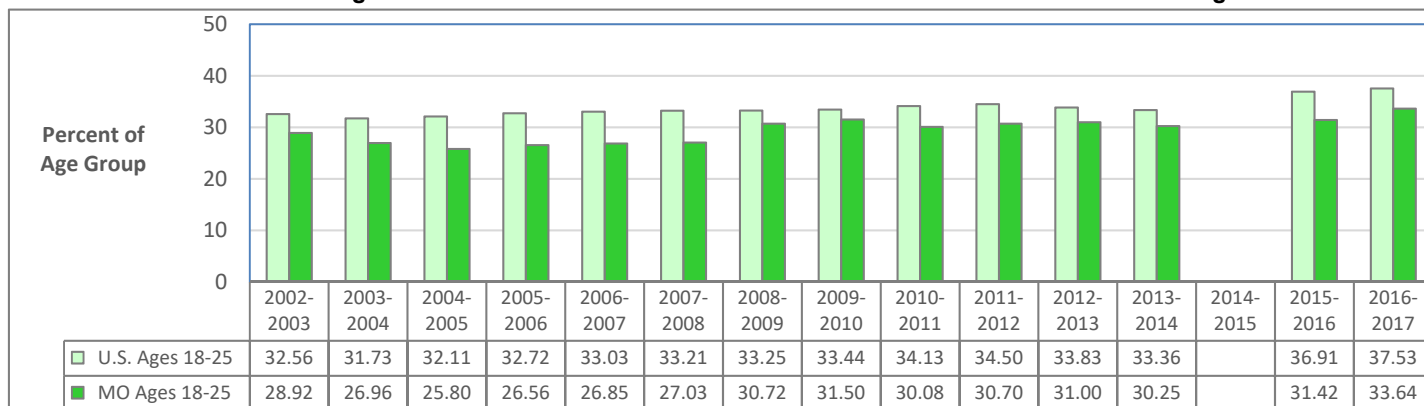
**Perceive Great Risk in Consuming Five or More Alcoholic Drinks Once or Twice a Week: U.S. and Missouri Ages 12 and Older**



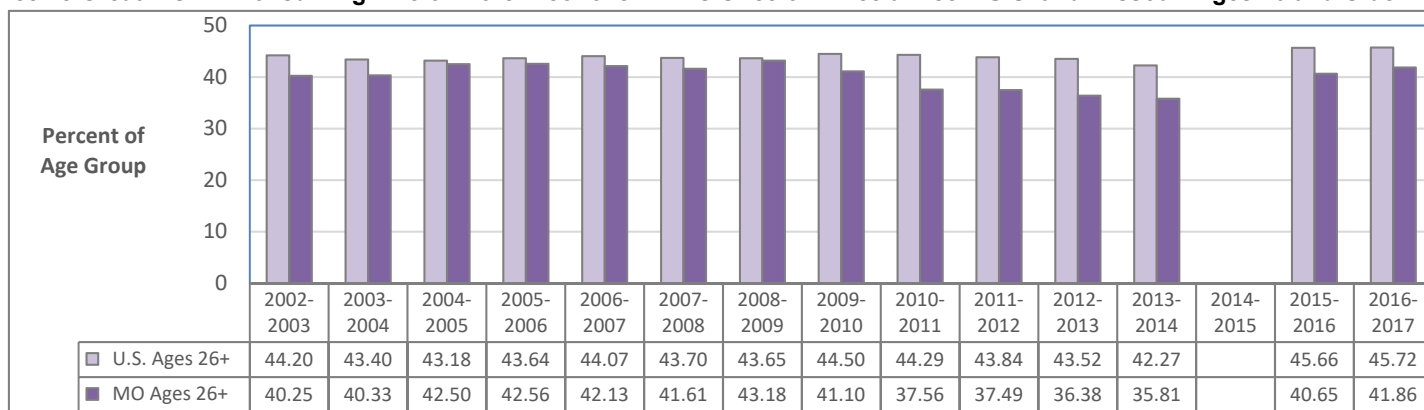
**Perceive Great Risk in Consuming Five or More Alcoholic Drinks Once or Twice a Week: U.S. and Missouri Ages 12-17**



**Perceive Great Risk in Consuming Five or More Alcoholic Drinks Once or Twice a Week: U.S. and Missouri Ages 18-25**



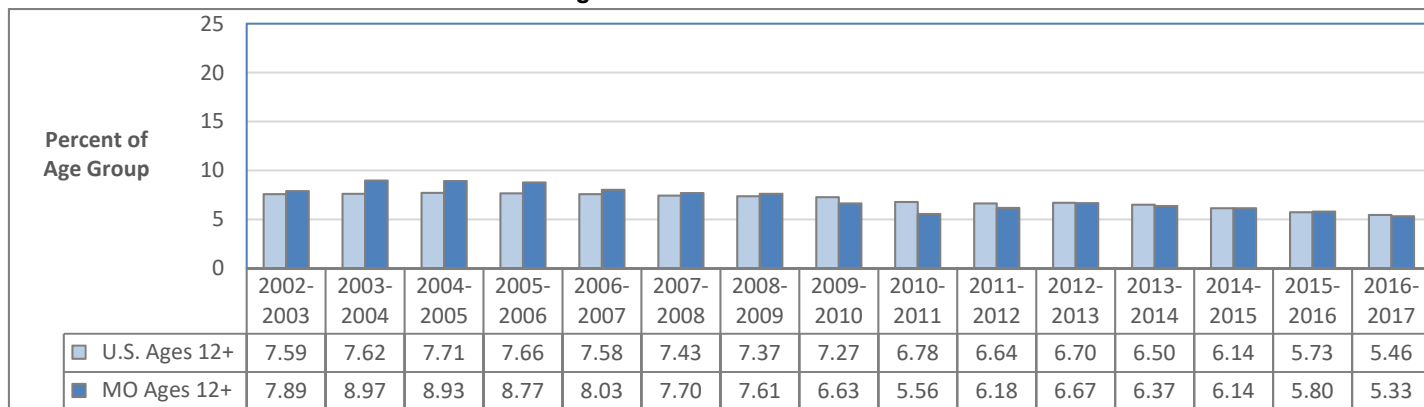
**Perceive Great Risk in Consuming Five or More Alcoholic Drinks Once or Twice a Week: U.S. and Missouri Ages 26 and Older**



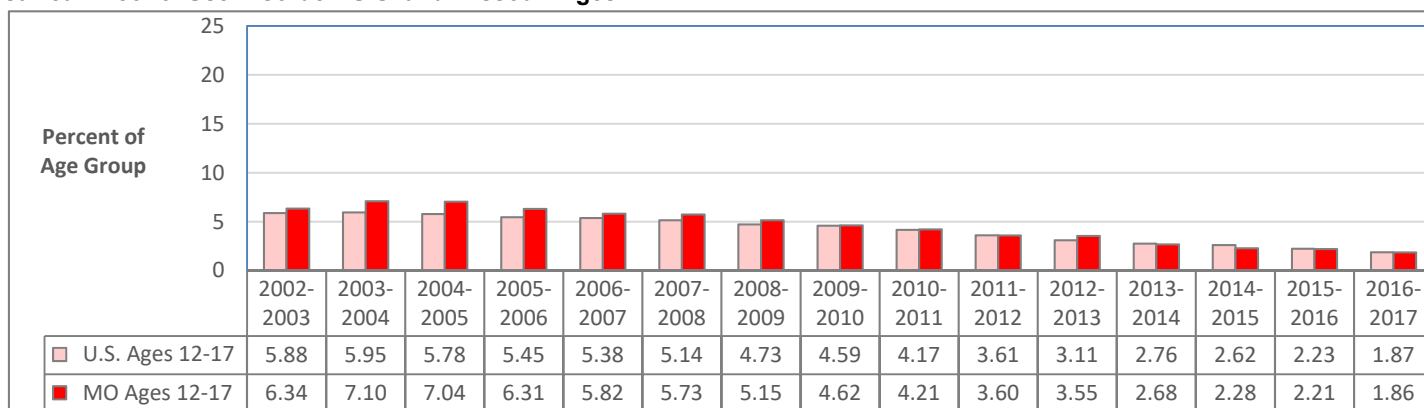
Data Source (all charts): U.S. Department of Health and Human Services, SAMHSA. National Survey on Drug Use and Health. Estimates are 2-year averages. Data are not available for 2014-2015 for this measure.

# ALCOHOL USE DISORDER IN PAST YEAR: U.S. AND MISSOURI AGE GROUP COMPARISONS

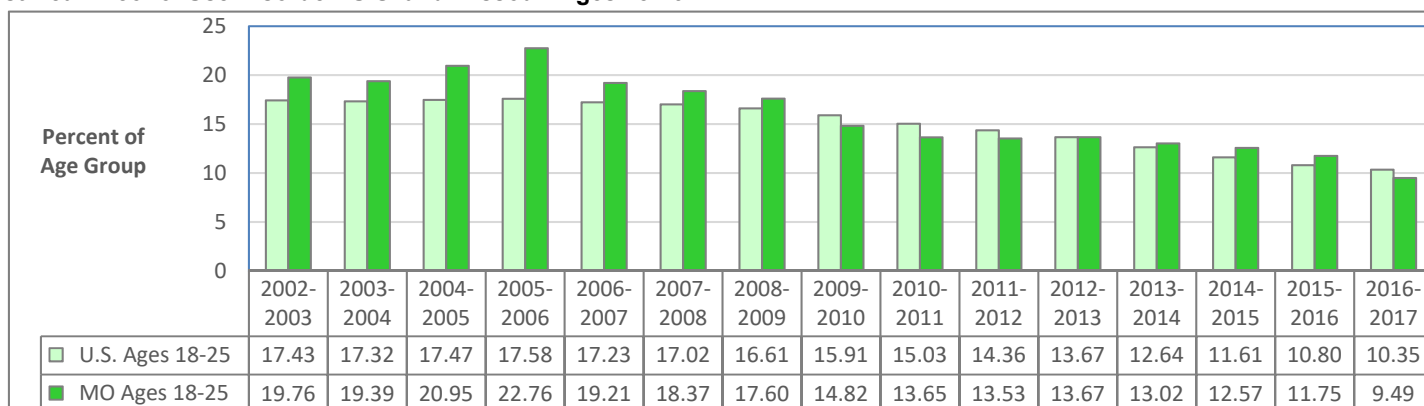
## Past-Year Alcohol Use Disorder: U.S. and Missouri Ages 12 and Older



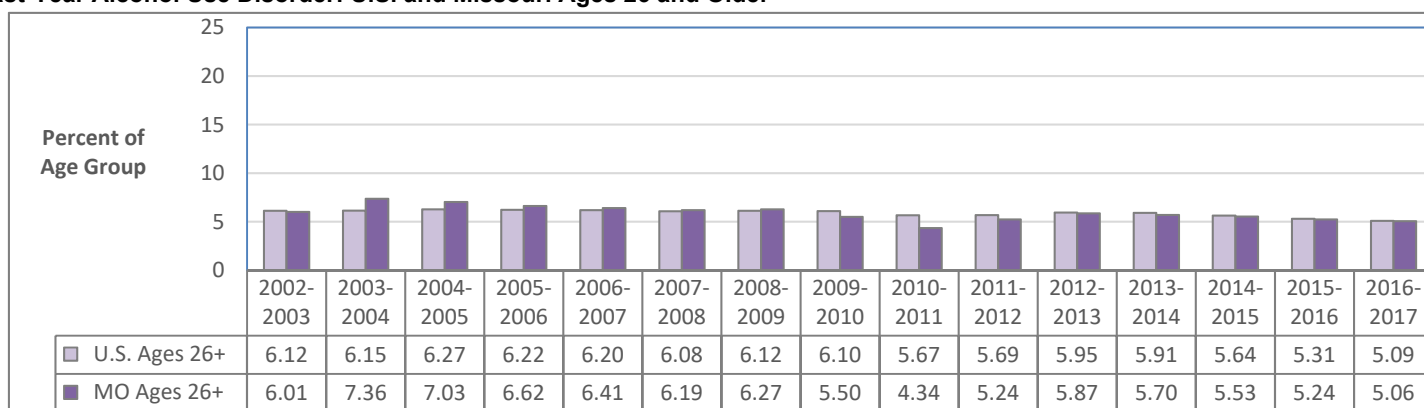
## Past-Year Alcohol Use Disorder: U.S. and Missouri Ages 12-17



## Past-Year Alcohol Use Disorder: U.S. and Missouri Ages 18-25



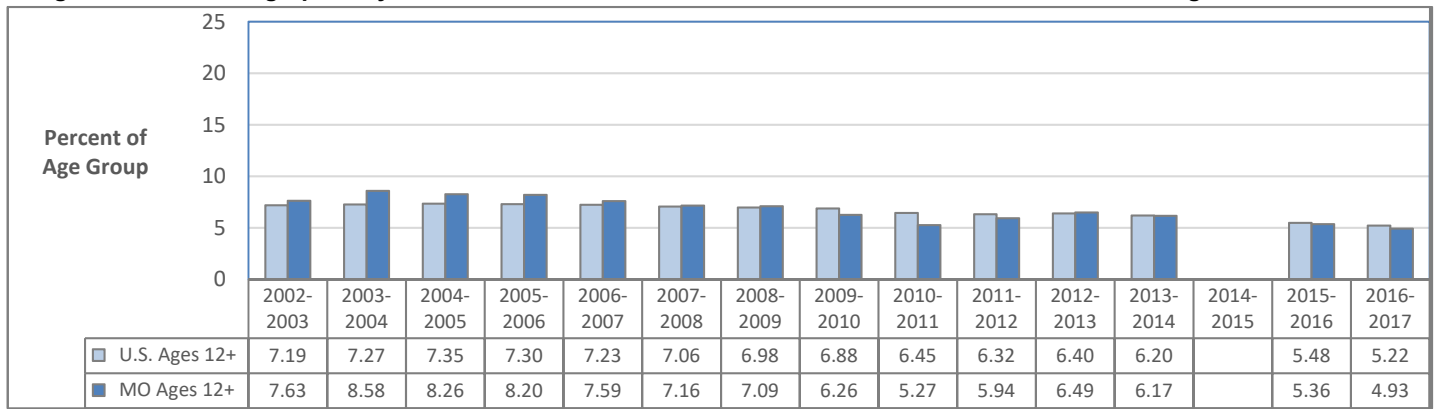
## Past-Year Alcohol Use Disorder: U.S. and Missouri Ages 26 and Older



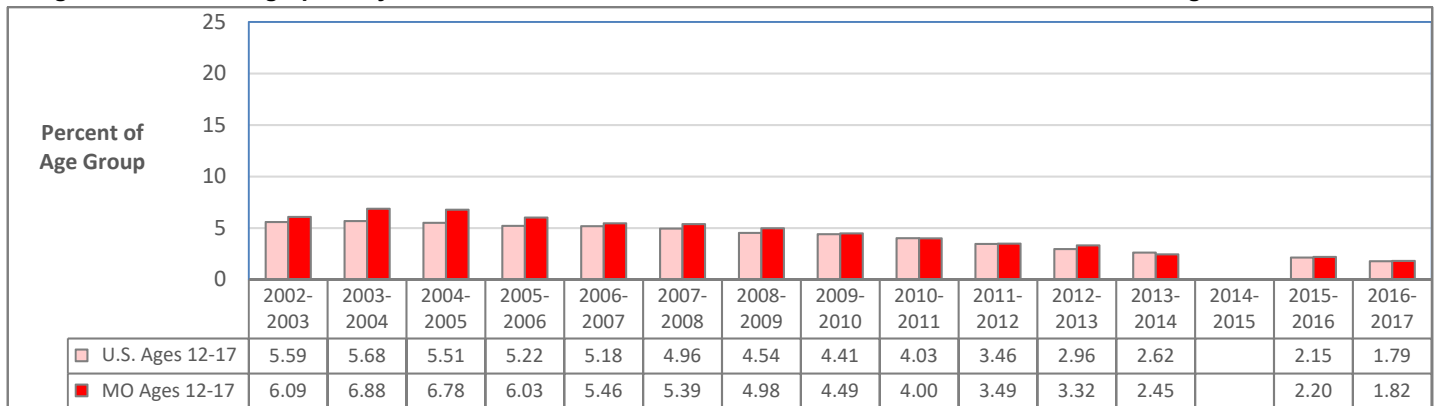
Data Source: U.S. Department of Health and Human Services, SAMHSA. National Survey on Drug Use and Health. Estimates are 2-year averages.

# UNMET NEED FOR ALCOHOL USE TREATMENT: U.S. AND MISSOURI AGE GROUP COMPARISONS

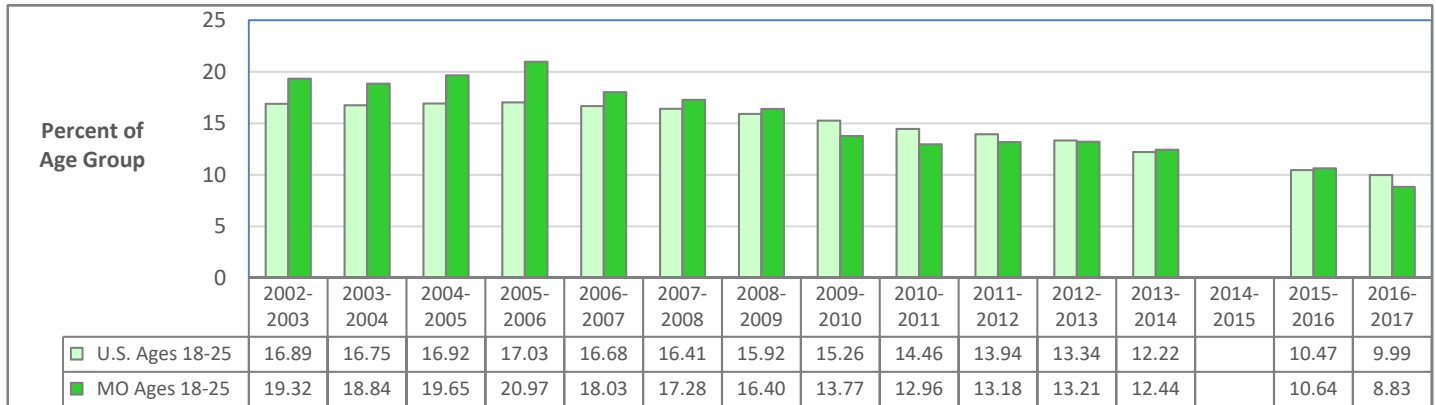
## Needing but Not Receiving Specialty Treatment for Alcohol Use Disorder in Past Year: U.S. and Missouri Ages 12 and Older



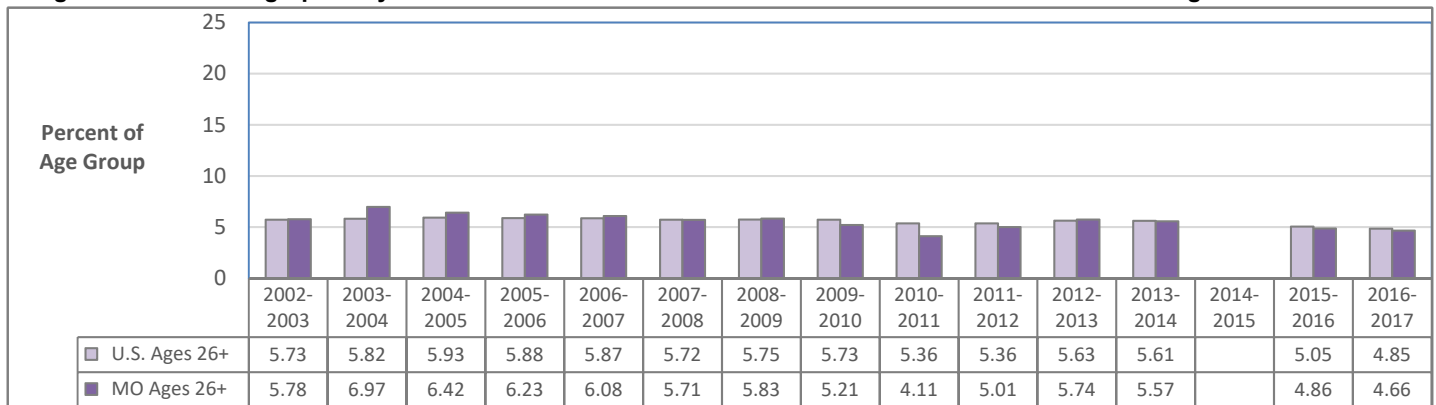
## Needing but Not Receiving Specialty Treatment for Alcohol Use Disorder in Past Year: U.S. and Missouri Ages 12-17



## Needing but Not Receiving Specialty Treatment for Alcohol Use Disorder in Past Year: U.S. and Missouri Ages 18-25



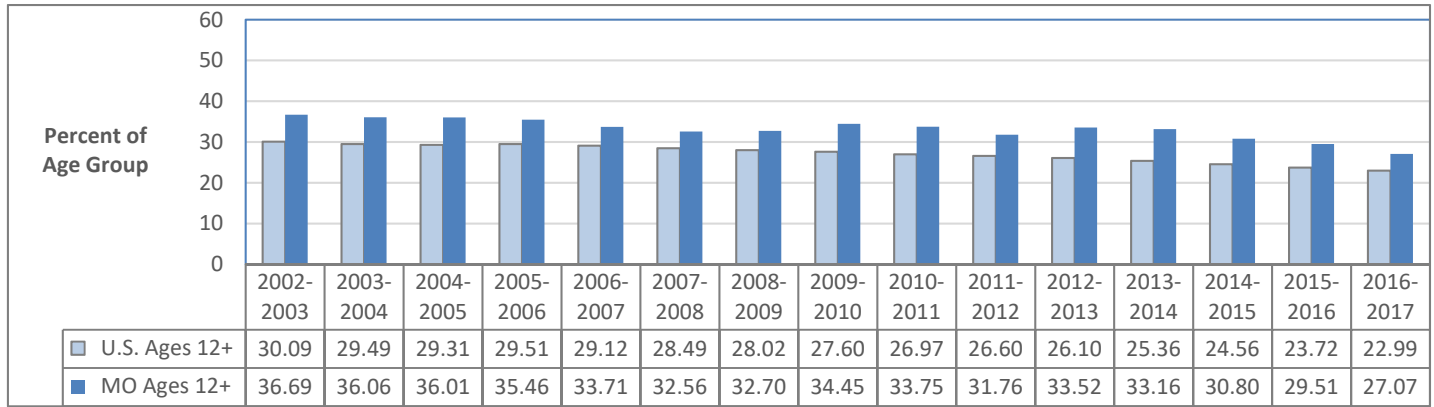
## Needing but Not Receiving Specialty Treatment for Alcohol Use Disorder in Past Year: U.S. and Missouri Ages 26 and Older



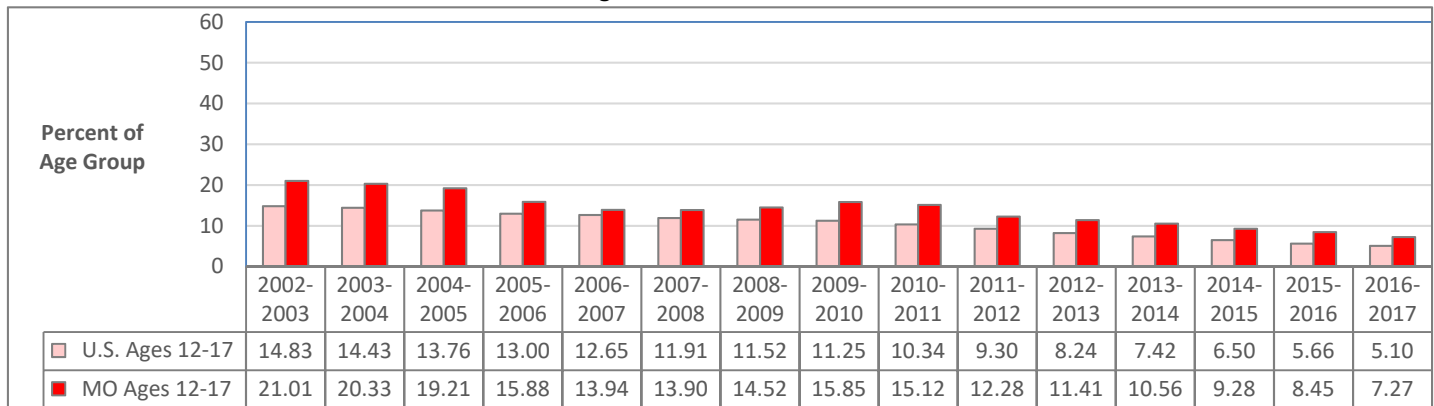
Data Source (all charts): U.S. Department of Health and Human Services, SAMHSA. National Survey on Drug Use and Health. Estimates are 2-year averages. Data are not available for 2014-2015 for this measure.

# TOBACCO PRODUCT USE IN PAST MONTH: U.S. AND MISSOURI AGE GROUP COMPARISONS

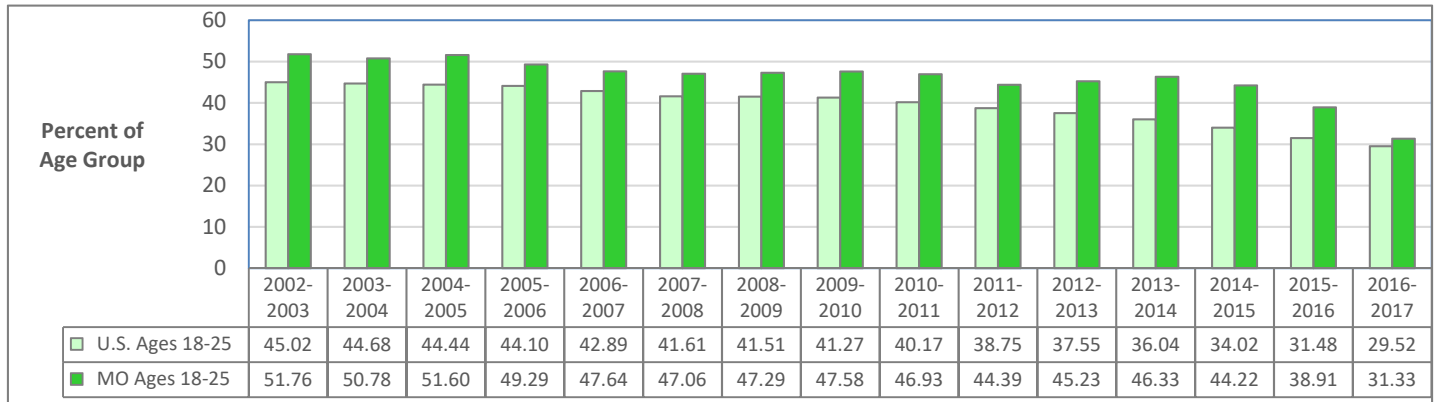
## Past-Month Tobacco Product Use: U.S. and Missouri Ages 12 and Older



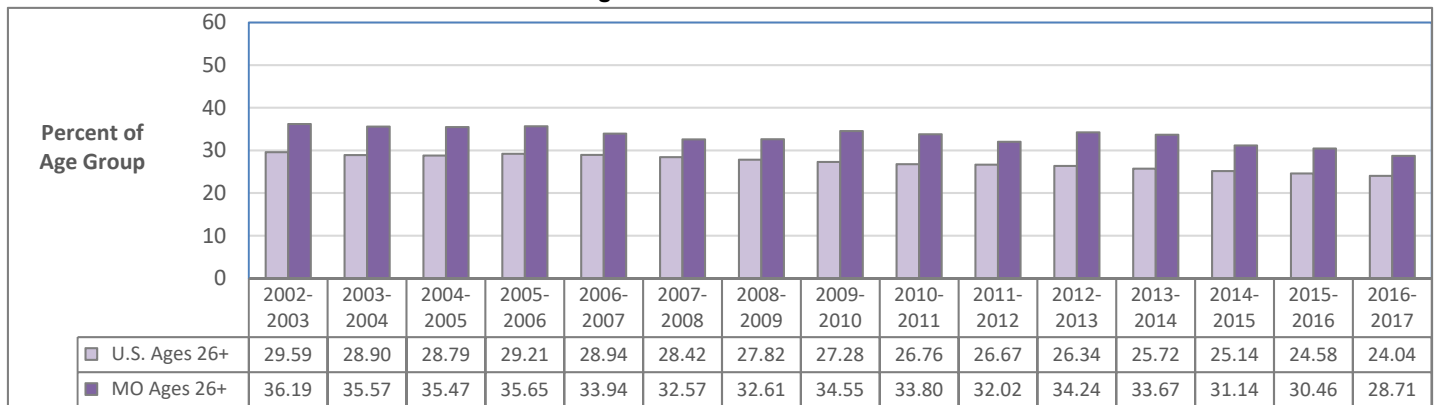
## Past-Month Tobacco Product Use: U.S. and Missouri Ages 12-17



## Past-Month Tobacco Product Use: U.S. and Missouri Ages 18-25



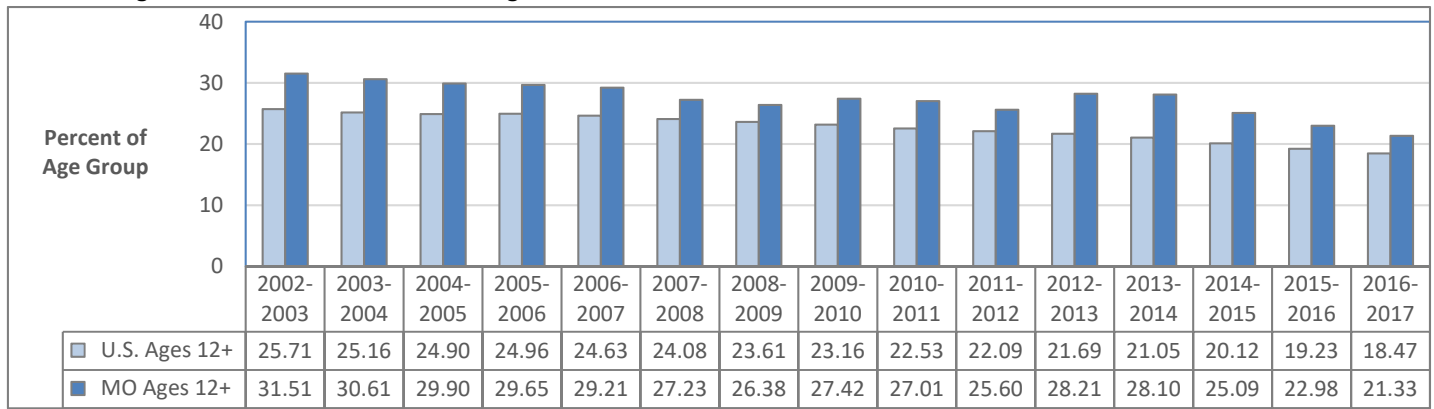
## Past-Month Tobacco Product Use: U.S. and Missouri Ages 26 and Older: 2003-2017



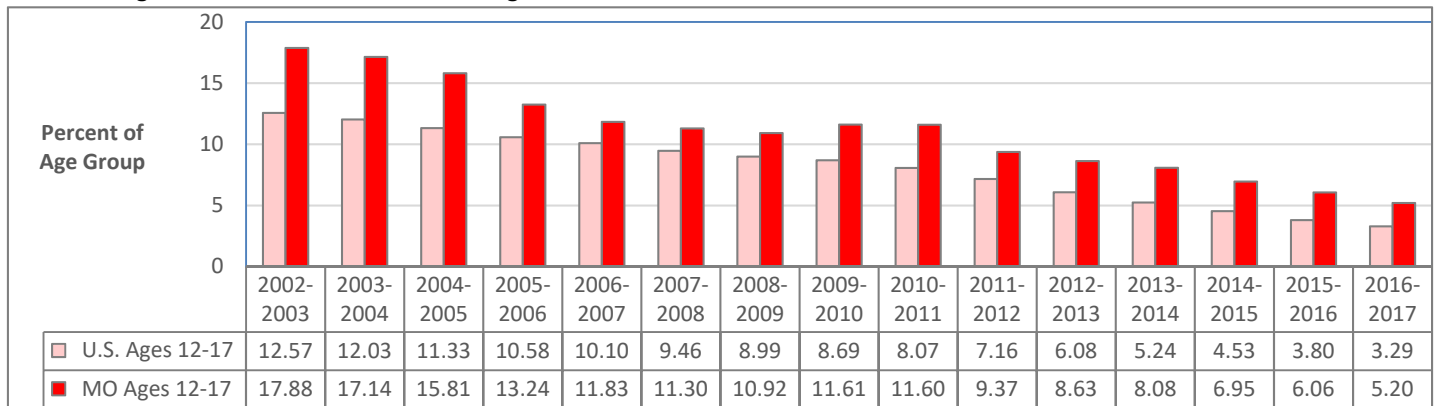
Data Source (all charts): U.S. Department of Health and Human Services, SAMHSA. National Survey on Drug Use and Health. Estimates are 2-year averages.

## CIGARETTE USE IN PAST MONTH: U.S. AND MISSOURI AGE GROUP COMPARISONS

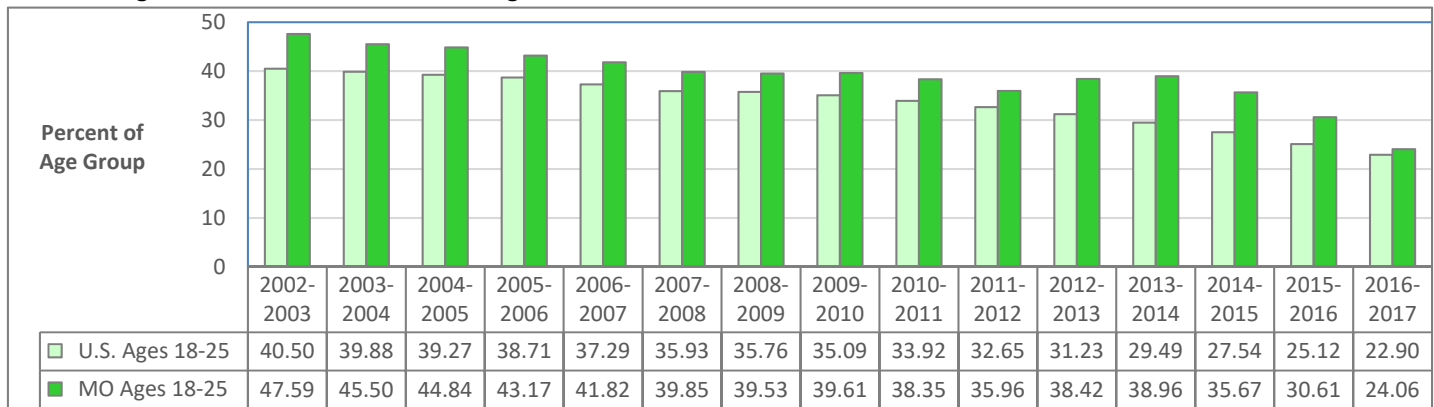
### Past-Month Cigarette Use: U.S. and Missouri Ages 12 and Older



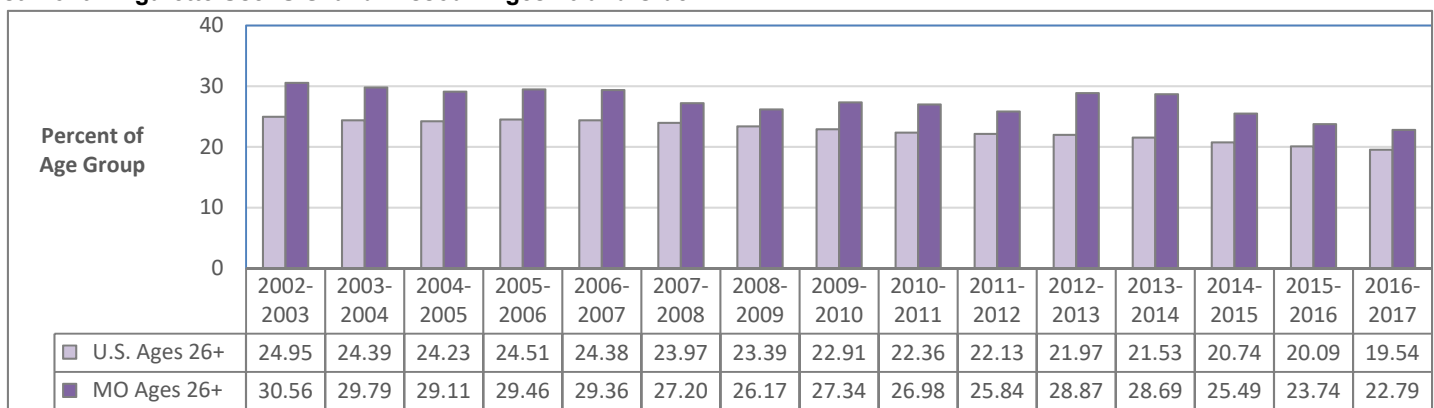
### Past-Month Cigarette Use: U.S. and Missouri Ages 12-17



### Past-Month Cigarette Use: U.S. and Missouri Ages 18-25



### Past-Month Cigarette Use: U.S. and Missouri Ages 26 and Older

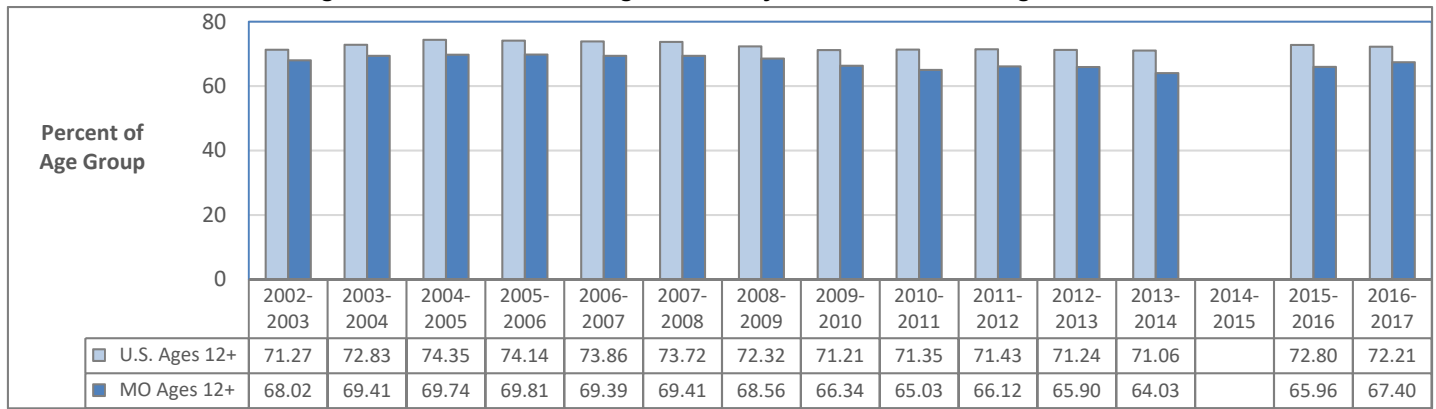


Data Source (all charts): U.S. Department of Health and Human Services, SAMHSA. National Survey on Drug Use and Health. Estimates are 2-year averages.

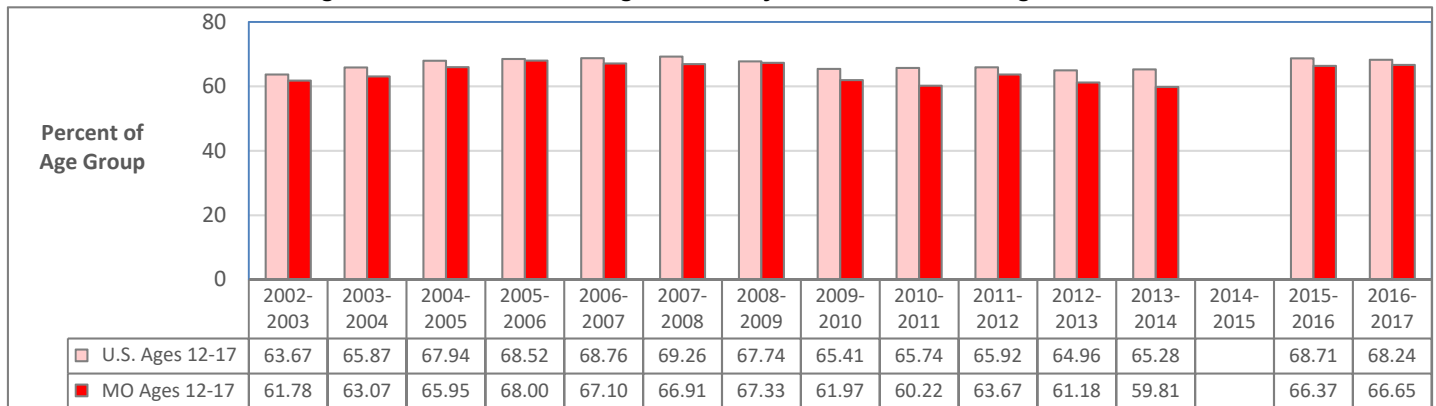


# PERCEPTION OF RISK IN CIGARETTE SMOKING: U.S. AND MISSOURI AGE GROUP COMPARISONS

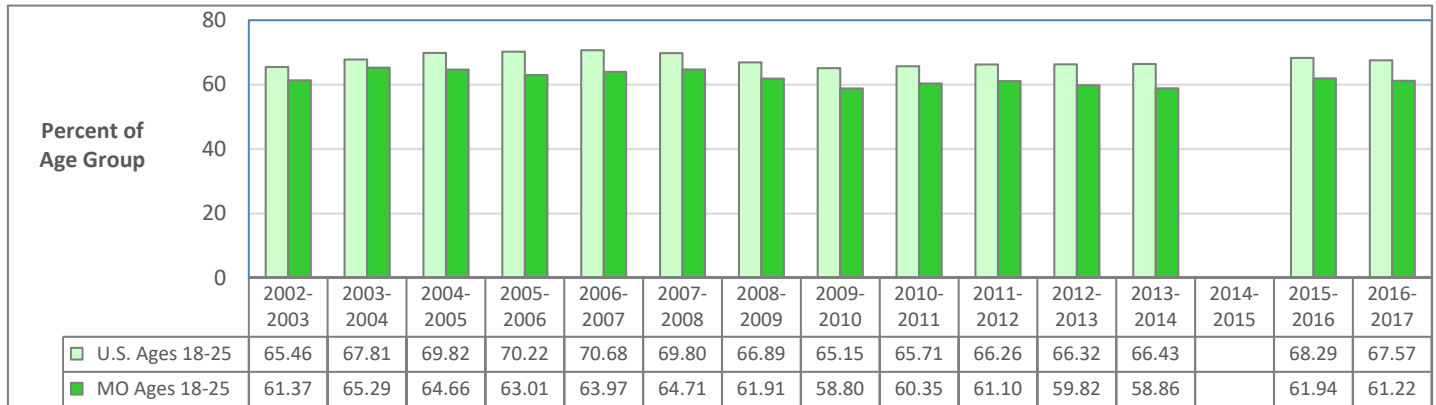
## Perceive Great Risk in Smoking One or More Packs of Cigarettes Daily: U.S. and Missouri Ages 12 and Older



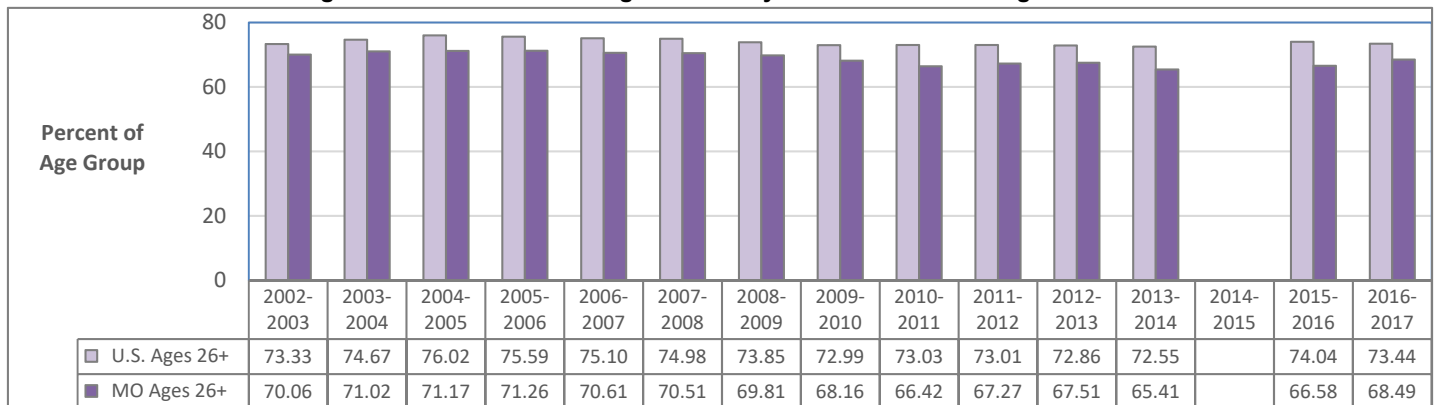
## Perceive Great Risk in Smoking One or More Packs of Cigarettes Daily: U.S. and Missouri Ages 12-17



## Perceive Great Risk in Smoking One or More Packs of Cigarettes Daily: U.S. and Missouri Ages 18-25



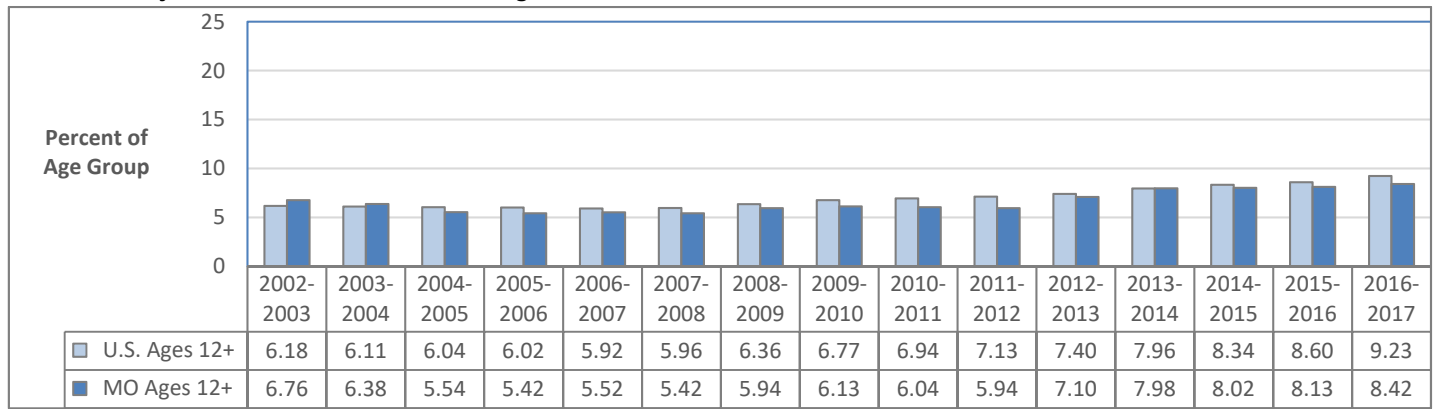
## Perceive Great Risk in Smoking One or More Packs of Cigarettes Daily: U.S. and Missouri Ages 26 and Older



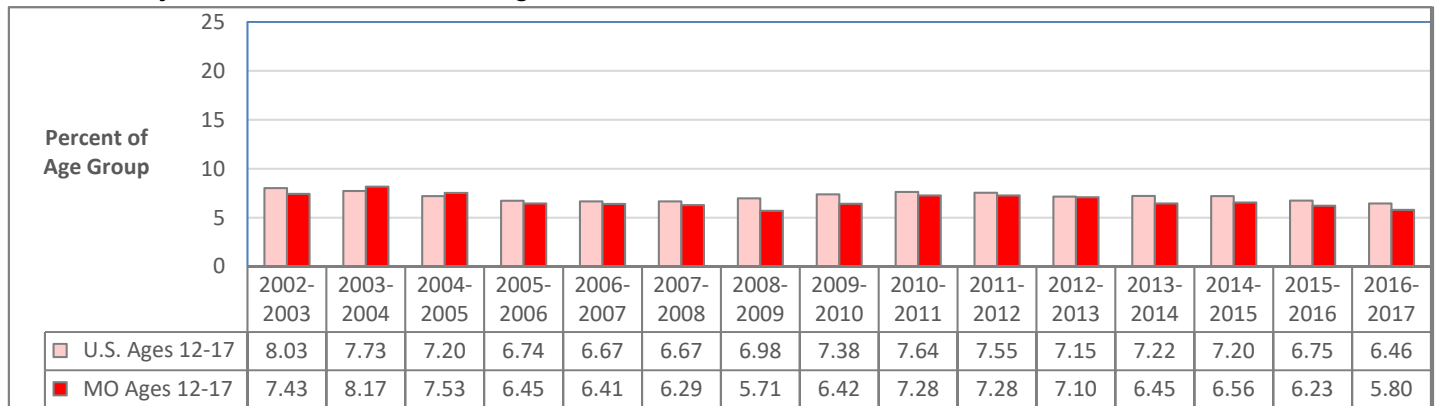
Data Source (all charts): U.S. Department of Health and Human Services, SAMHSA. National Survey on Drug Use and Health. Estimates are 2-year averages. Data are not available for 2014-2015 for this measure.

## MARIJUANA USE IN PAST MONTH: U.S. AND MISSOURI AGE GROUP COMPARISONS

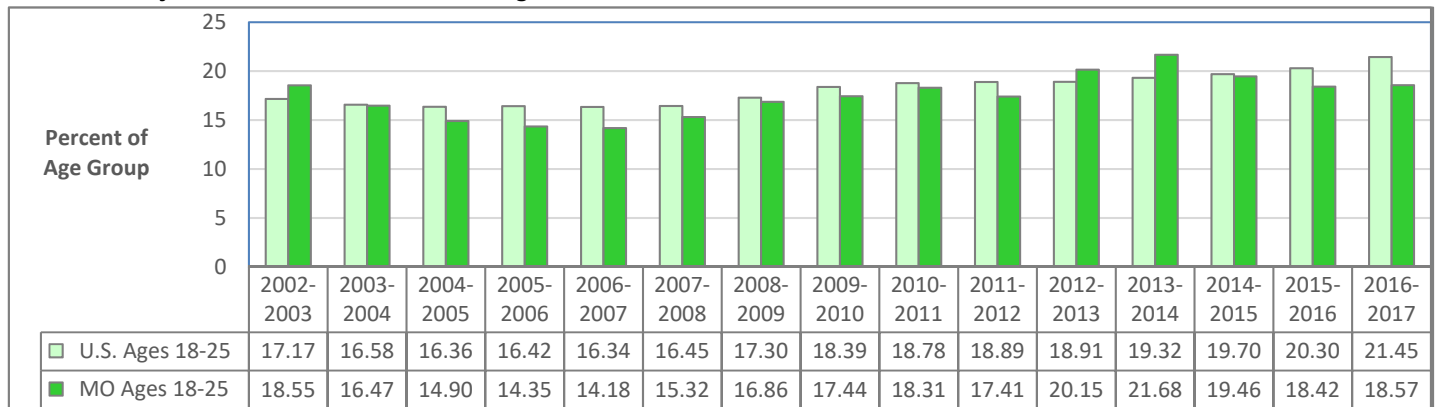
### Past-Month Marijuana Use: U.S. and Missouri Ages 12 and Older



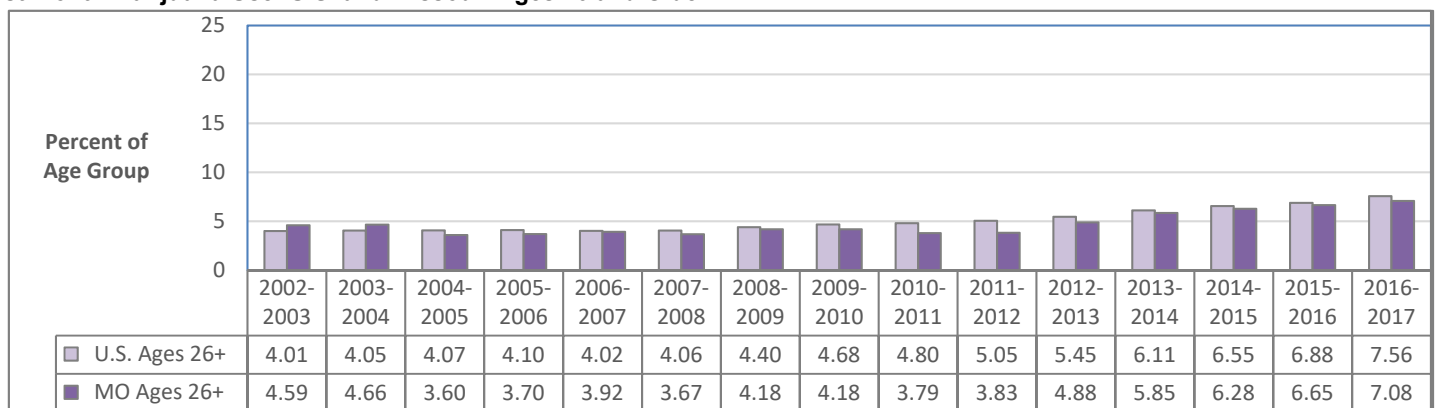
### Past-Month Marijuana Use: U.S. and Missouri Ages 12-17



### Past-Month Marijuana Use: U.S. and Missouri Ages 18-25



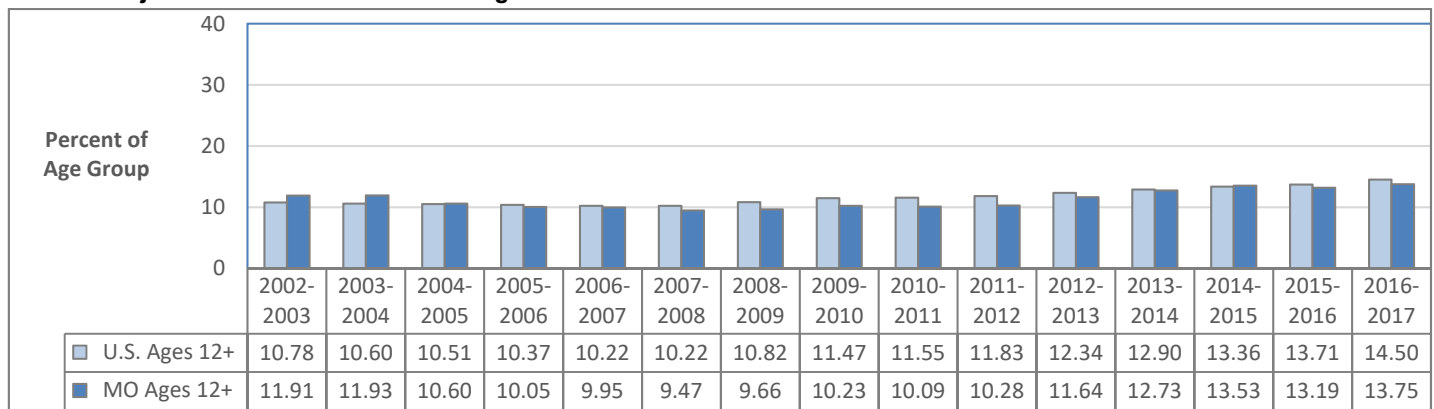
### Past-Month Marijuana Use: U.S. and Missouri Ages 26 and Older



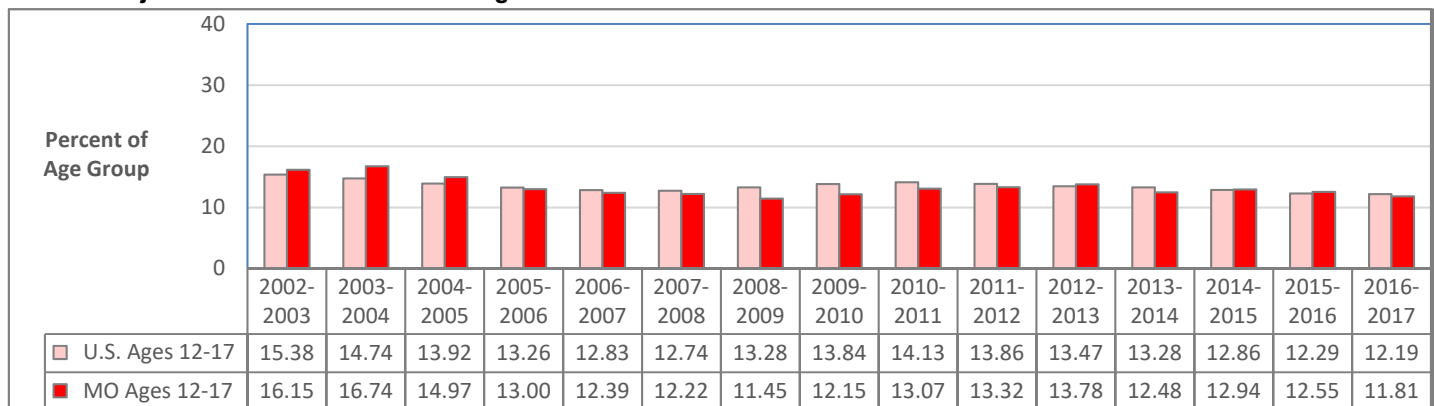
Data Source (all charts): U.S. Department of Health and Human Services, SAMHSA. National Survey on Drug Use and Health. Estimates are 2-year averages.

## MARIJUANA USE IN PAST YEAR: U.S. AND MISSOURI AGE GROUP COMPARISONS

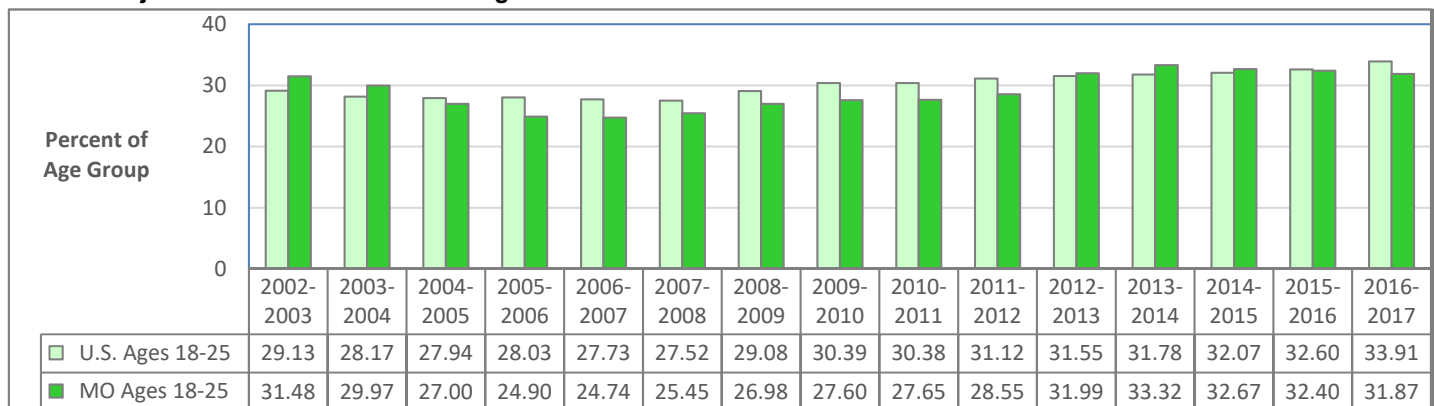
### Past-Year Marijuana Use: U.S. and Missouri Ages 12 and Older



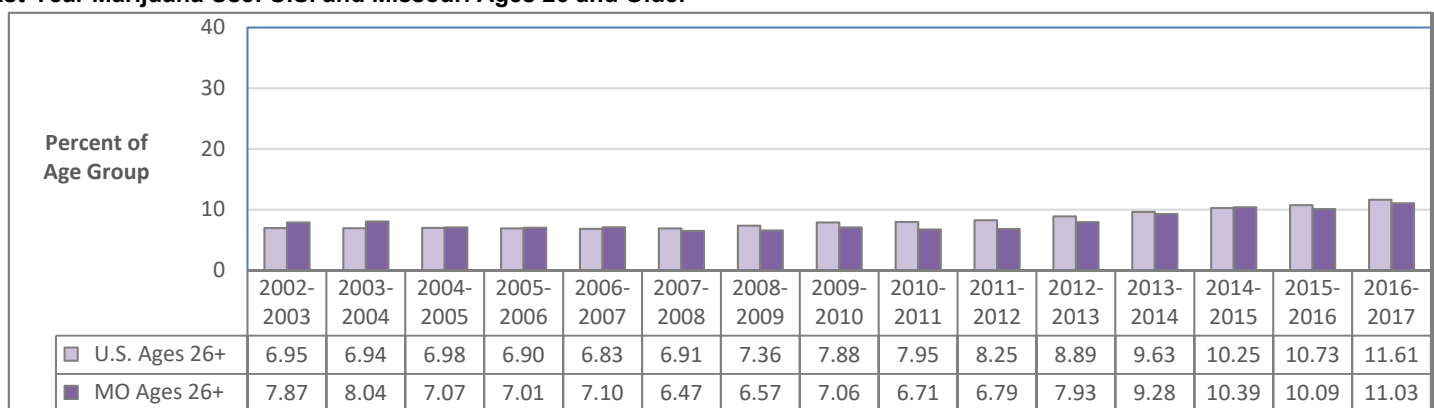
### Past-Year Marijuana Use: U.S. and Missouri Ages 12-17



### Past-Year Marijuana Use: U.S. and Missouri Ages 18-25



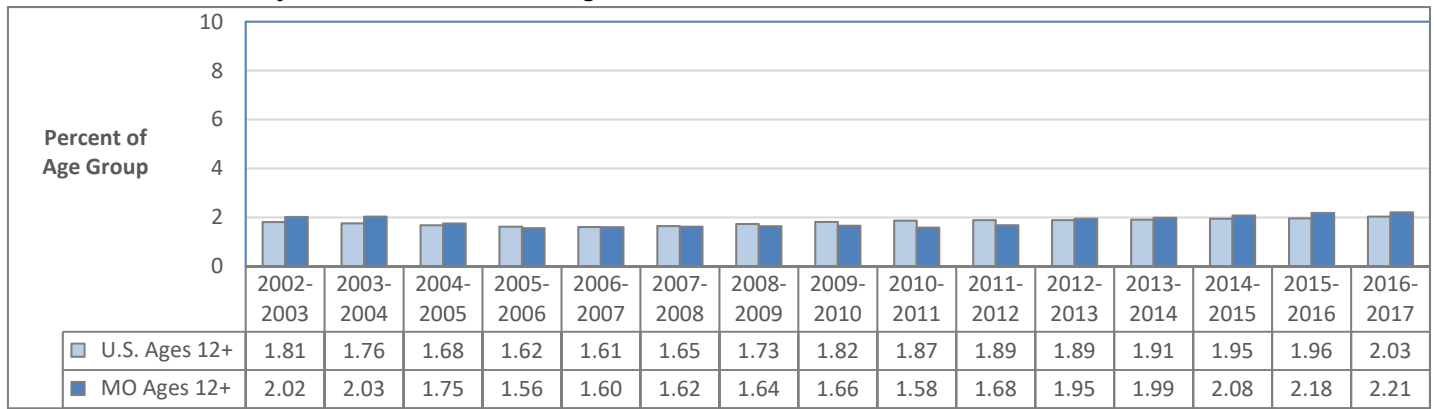
### Past-Year Marijuana Use: U.S. and Missouri Ages 26 and Older



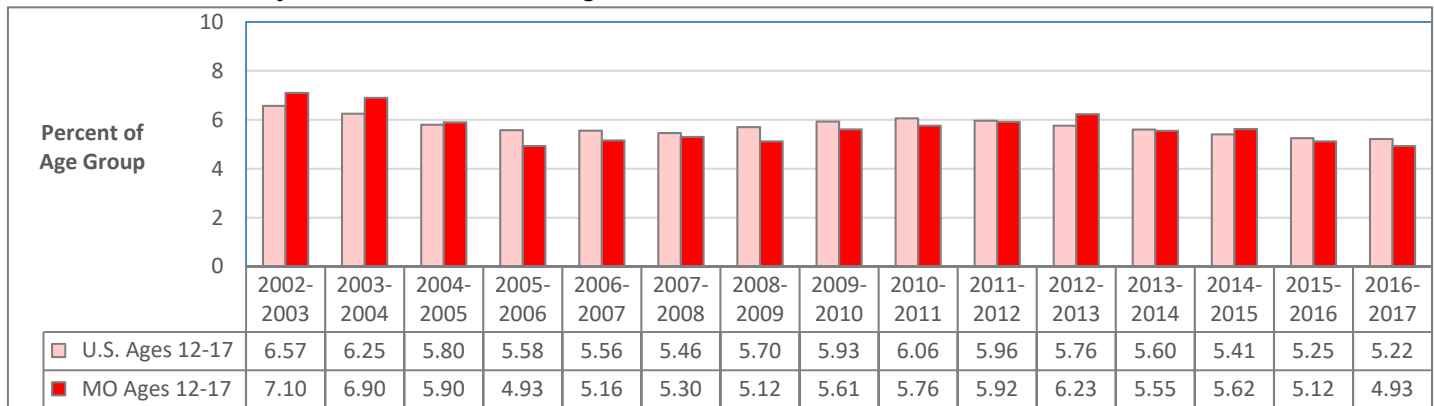
Data Source (all charts): U.S. Department of Health and Human Services, SAMHSA. National Survey on Drug Use and Health. Estimates are 2-year averages.

# FIRST-TIME USE OF MARIJUANA IN PAST YEAR: U.S. AND MISSOURI AGE GROUP COMPARISONS

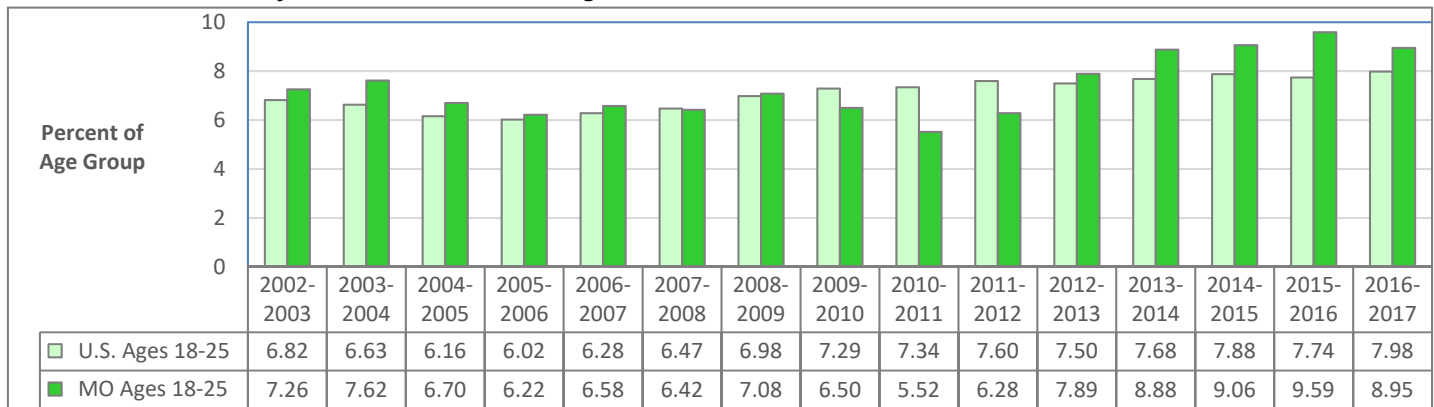
## Past-Year First Use of Marijuana: U.S. and Missouri Ages 12 and Older



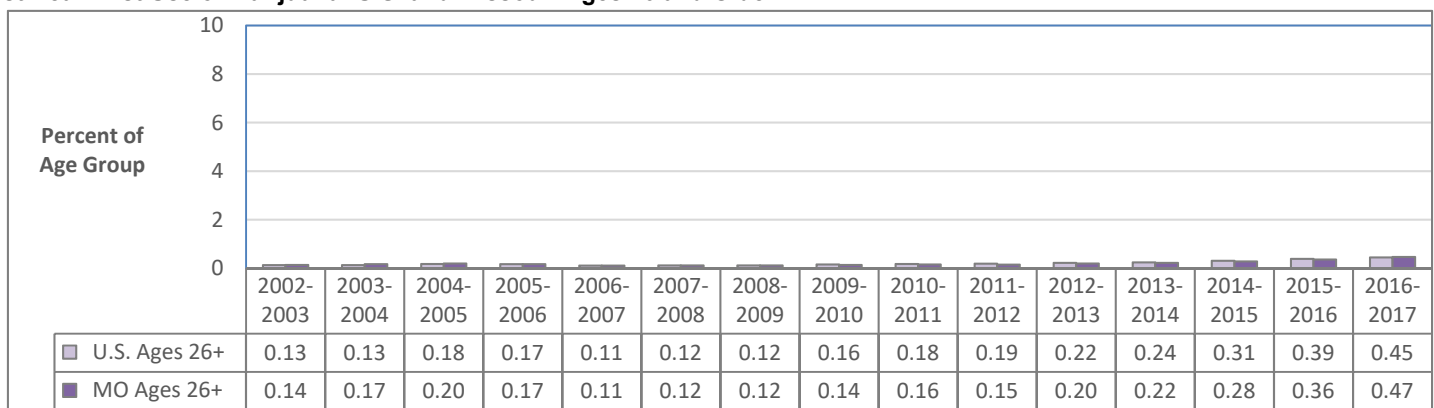
## Past-Year First Use of Marijuana: U.S. and Missouri Ages 12-17



## Past-Year First Use of Marijuana: U.S. and Missouri Ages 18-25



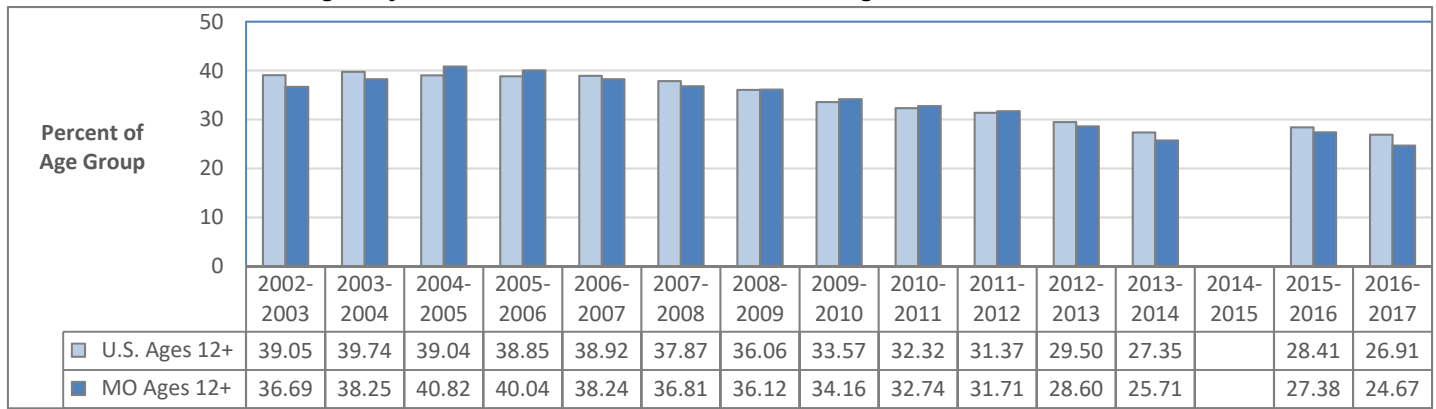
## Past-Year First Use of Marijuana: U.S. and Missouri Ages 26 and Older



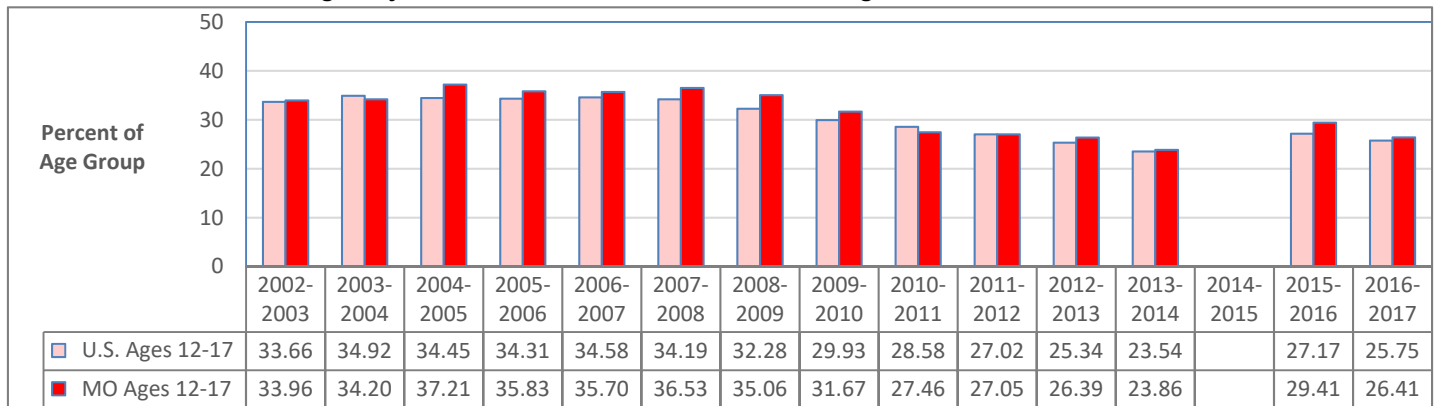
Data Source (all charts): U.S. Department of Health and Human Services, SAMHSA. National Survey on Drug Use and Health. Estimates are 2-year averages.

# PERCEPTION OF RISK IN USING MARIJUANA: U.S. AND MISSOURI AGE GROUP COMPARISONS

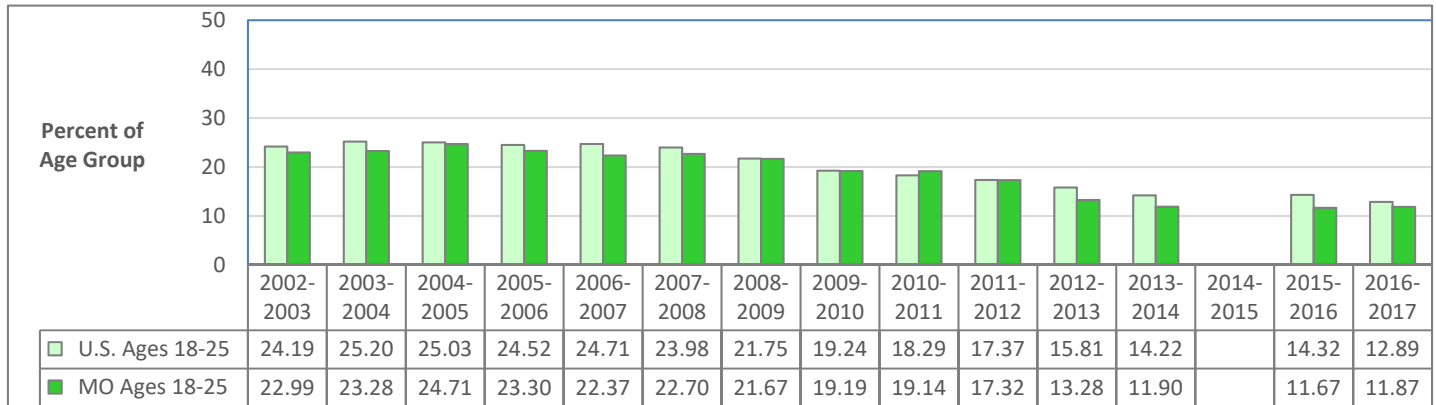
## Perceive Great Risk in Smoking Marijuana Once a Month: U.S. and Missouri Ages 12 and Older



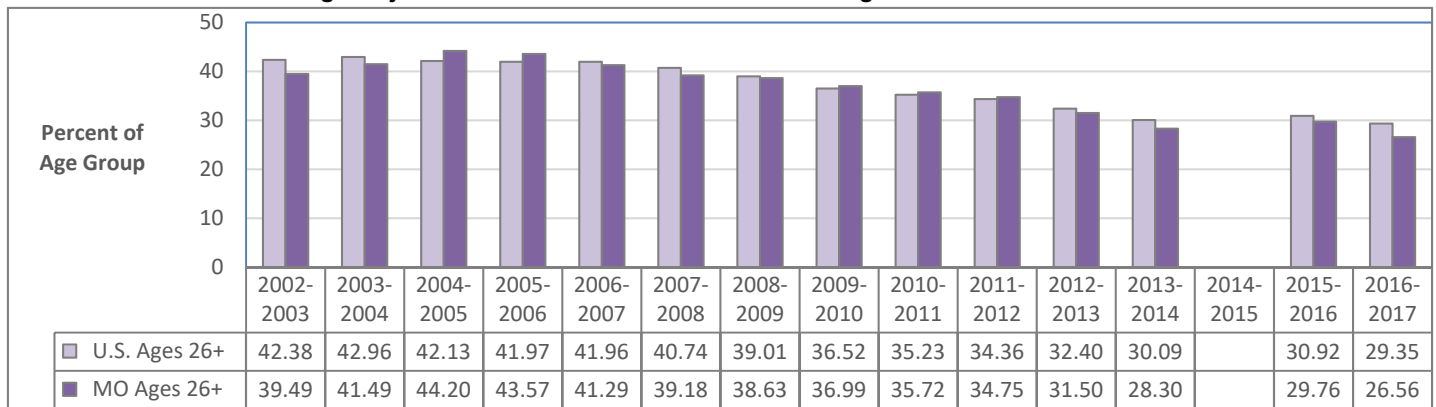
## Perceive Great Risk in Smoking Marijuana Once a Month: U.S. and Missouri Ages 12-17



## Perceive Great Risk in Smoking Marijuana Once a Month: U.S. and Missouri Ages 18-25



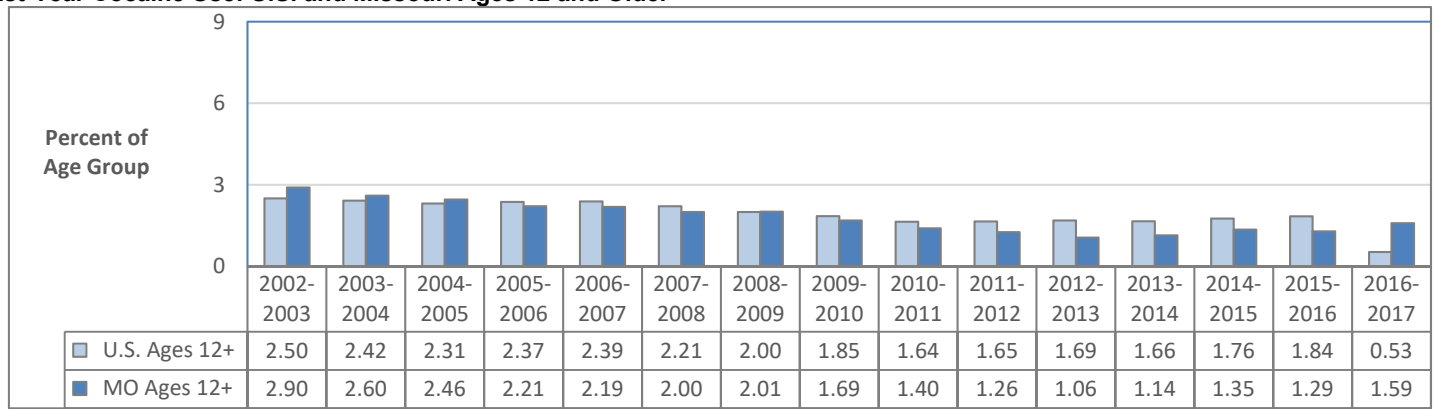
## Perceive Great Risk in Smoking Marijuana Once a Month: U.S. and Missouri Ages 26 and Older



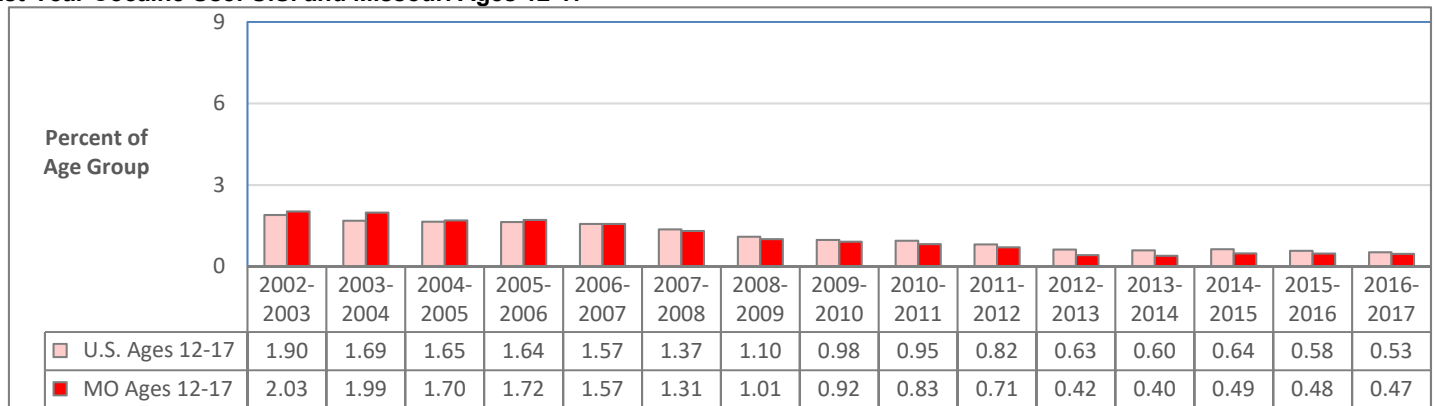
Data Source (all charts): U.S. Department of Health and Human Services, SAMHSA. National Survey on Drug Use and Health. Estimates are 2-year averages. Data are not available for 2014-2015 for this measure.

## COCAINE USE IN PAST YEAR: U.S. AND MISSOURI AGE GROUP COMPARISONS

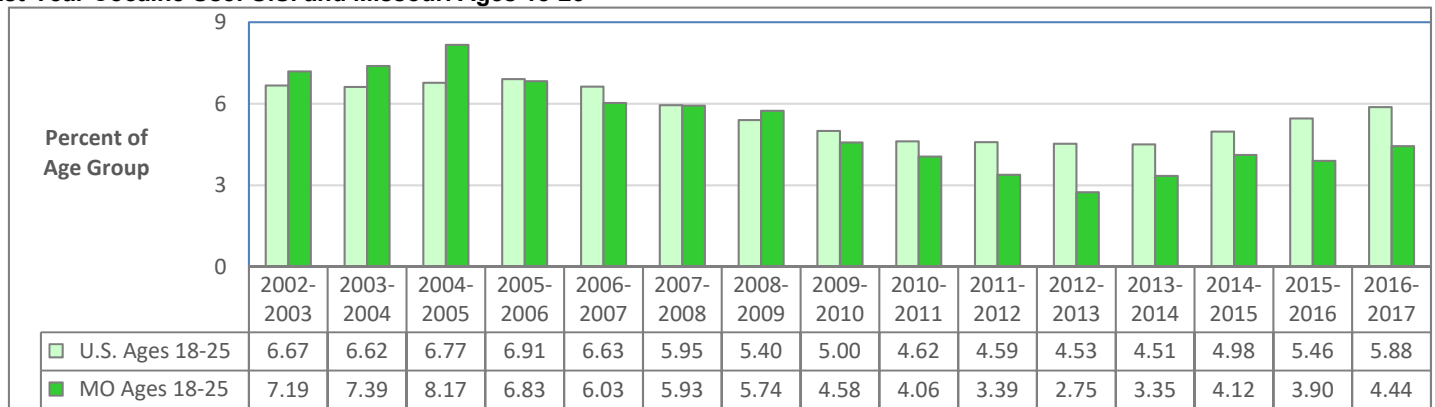
**Past-Year Cocaine Use: U.S. and Missouri Ages 12 and Older**



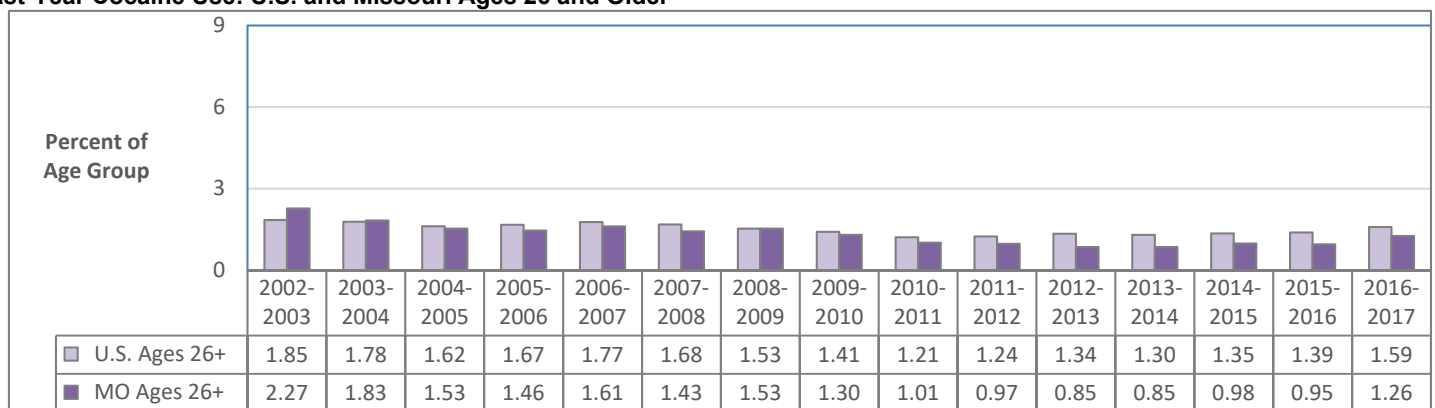
**Past-Year Cocaine Use: U.S. and Missouri Ages 12-17**



**Past-Year Cocaine Use: U.S. and Missouri Ages 18-25**



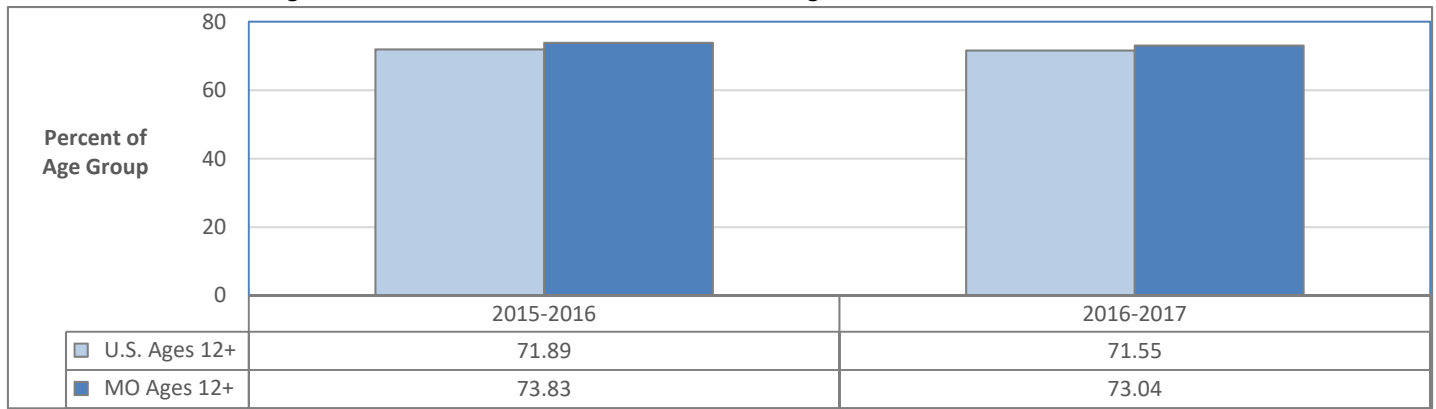
**Past-Year Cocaine Use: U.S. and Missouri Ages 26 and Older**



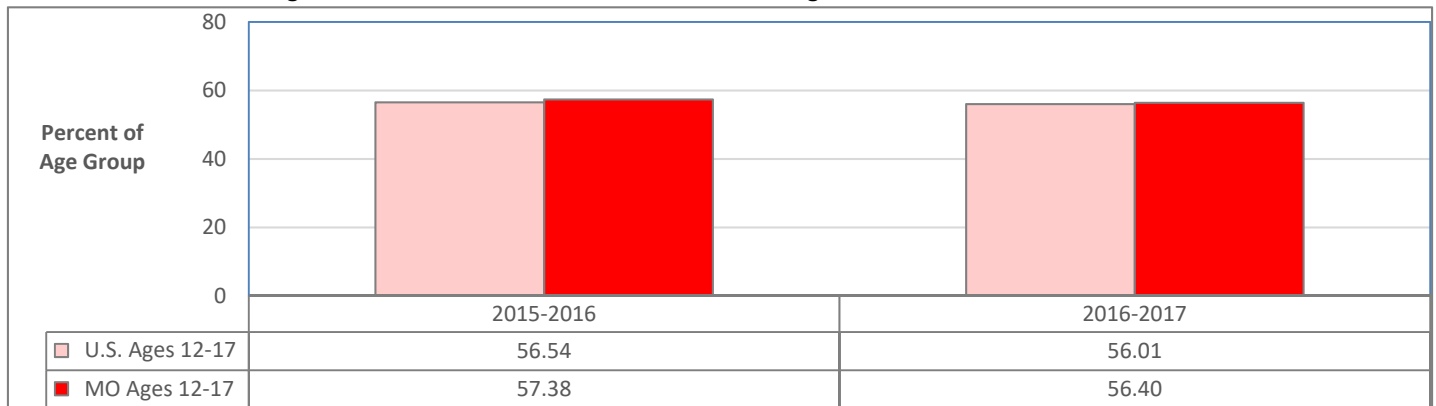
Data Source (all charts): U.S. Department of Health and Human Services, SAMHSA. National Survey on Drug Use and Health. Estimates are 2-year averages.

## PERCEPTION OF RISK IN USING COCAINE: U.S. AND MISSOURI AGE GROUP COMPARISONS

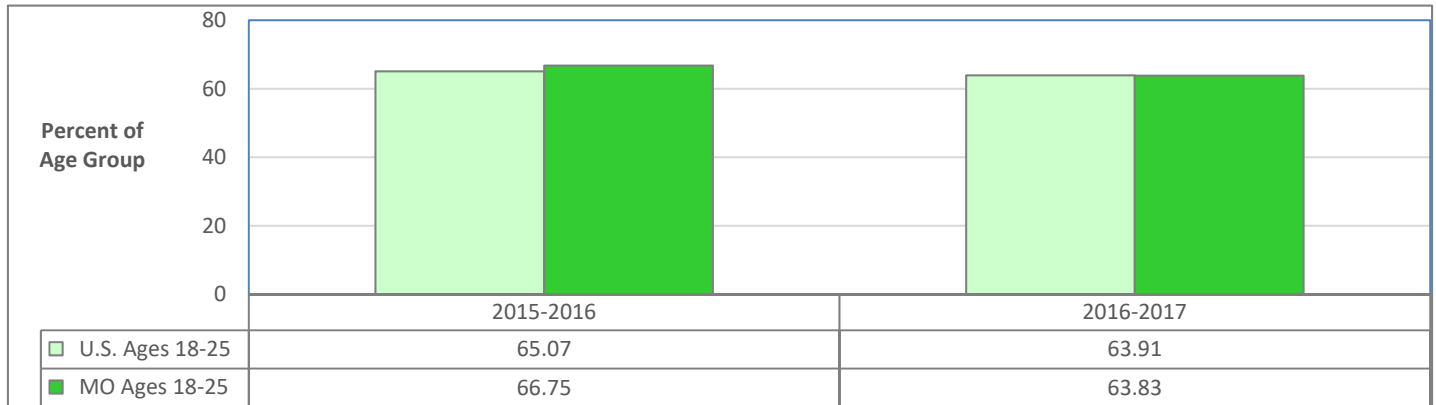
**Perceive Great Risk in Using Cocaine Once a Month: U.S. and Missouri Ages 12 and Older**



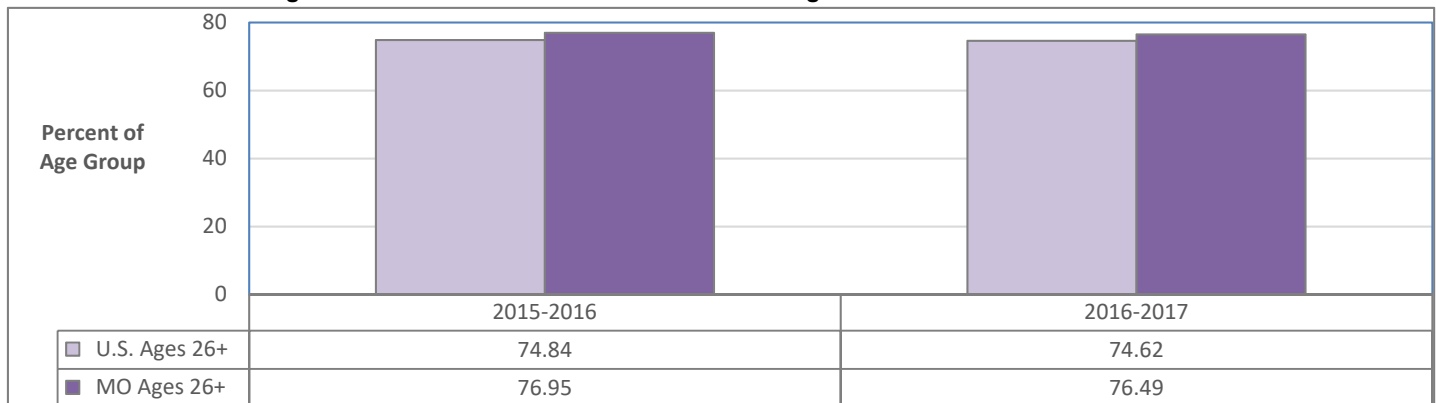
**Perceive Great Risk in Using Cocaine Once a Month: U.S. and Missouri Ages 12-17**



**Perceive Great Risk in Using Cocaine Once a Month: U.S. and Missouri Ages 18-25**



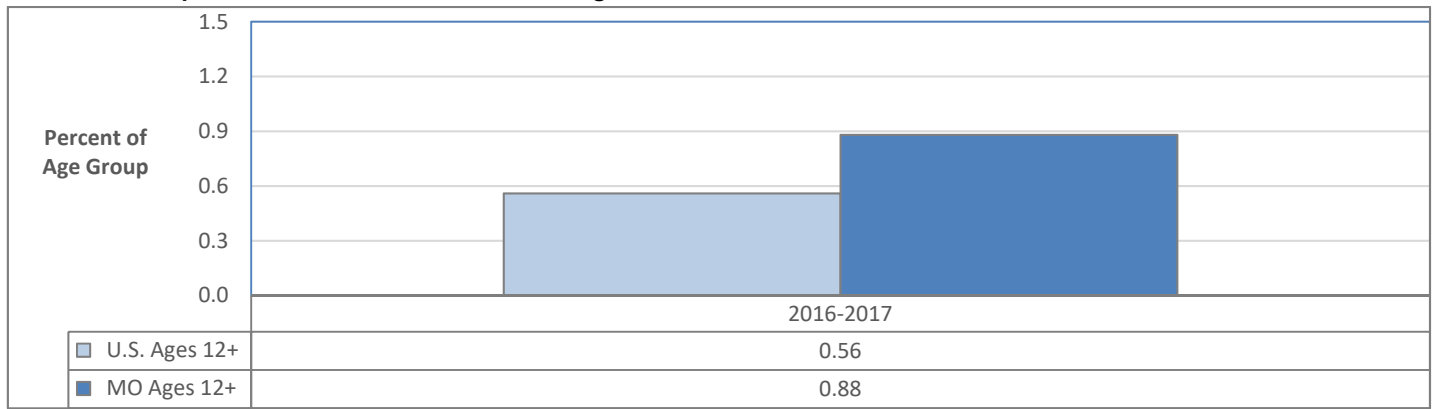
**Perceive Great Risk in Using Cocaine Once a Month: U.S. and Missouri Ages 26 and Older**



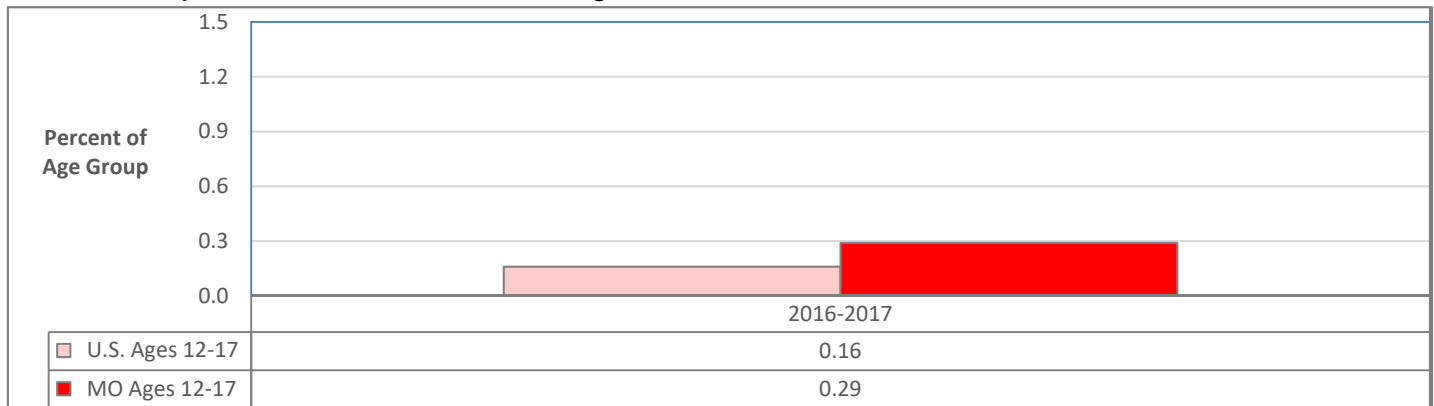
Data Source (all charts): U.S. Department of Health and Human Services, SAMHSA. National Survey on Drug Use and Health. Estimates are 2-year averages.

# METHAMPHETAMINE USE IN PAST YEAR: U.S. AND MISSOURI AGE GROUP COMPARISONS

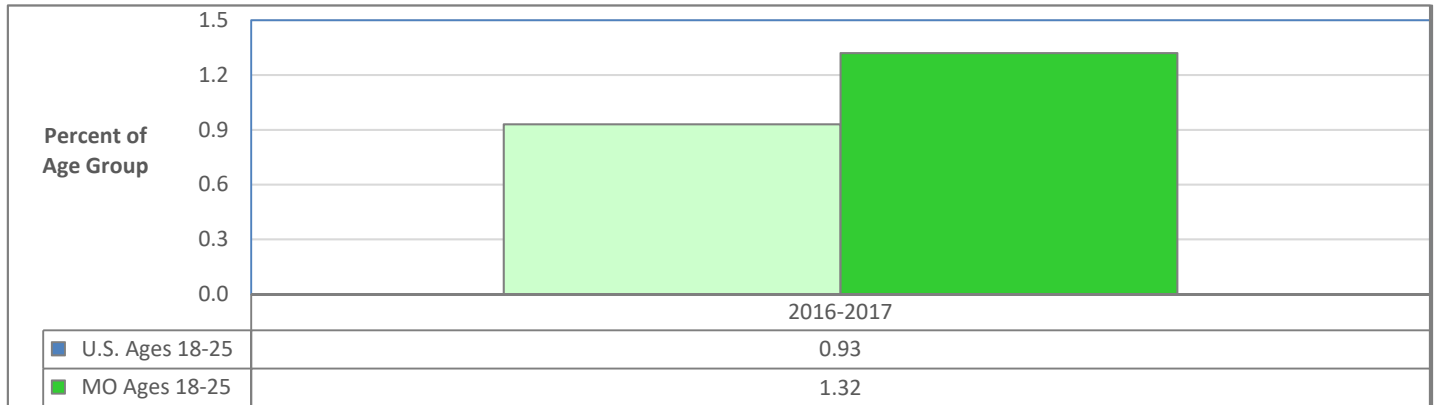
## Past-Year Methamphetamine Use: U.S. and Missouri Ages 12 and Older



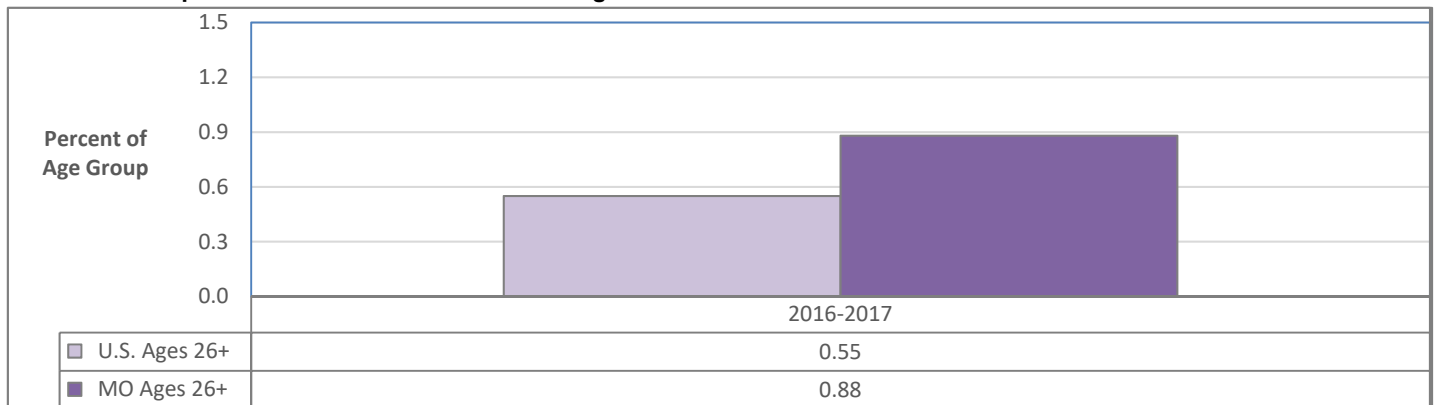
## Past-Year Methamphetamine Use: U.S. and Missouri Ages 12-17



## Past-Year Methamphetamine Use: U.S. and Missouri Ages 18-25



## Past-Year Methamphetamine Use: U.S. and Missouri Ages 26 and Older

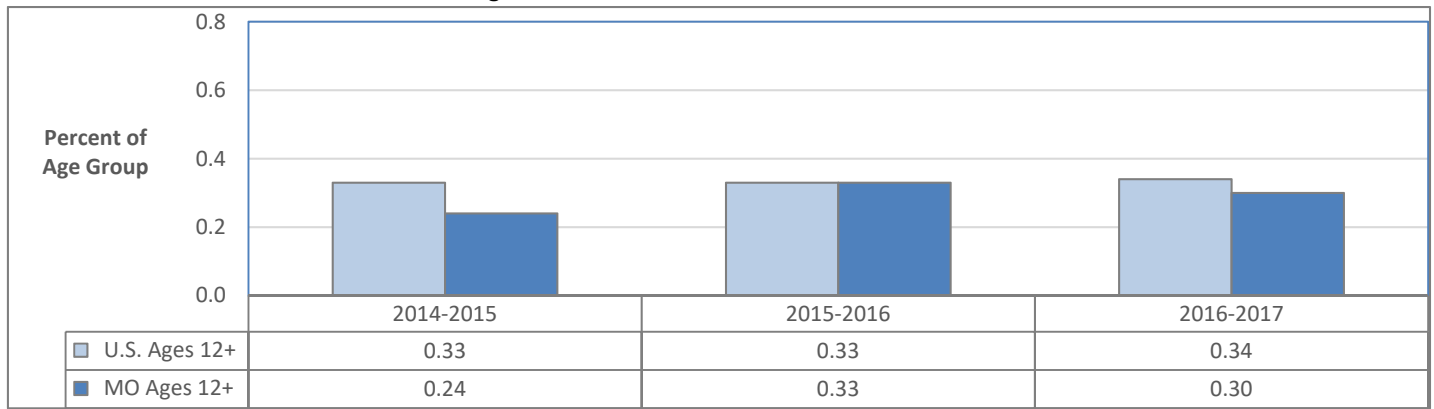


Data Source (all charts): U.S. Department of Health and Human Services, SAMHSA. National Survey on Drug Use and Health. Estimates are 2-year averages. 2016-2017 is the first time period available for this measure.

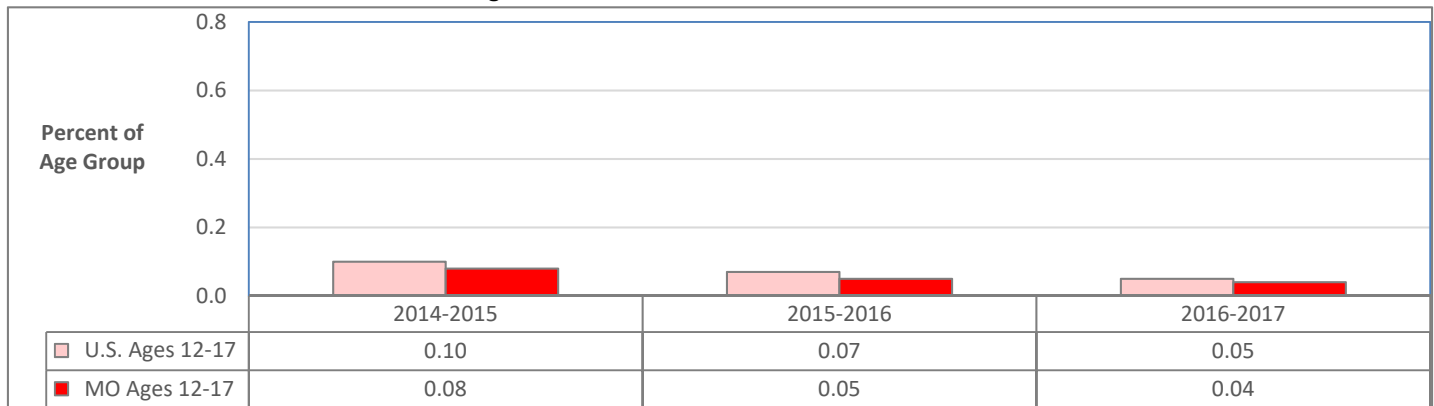


## HEROIN USE IN PAST YEAR: U.S. AND MISSOURI AGE GROUP COMPARISONS

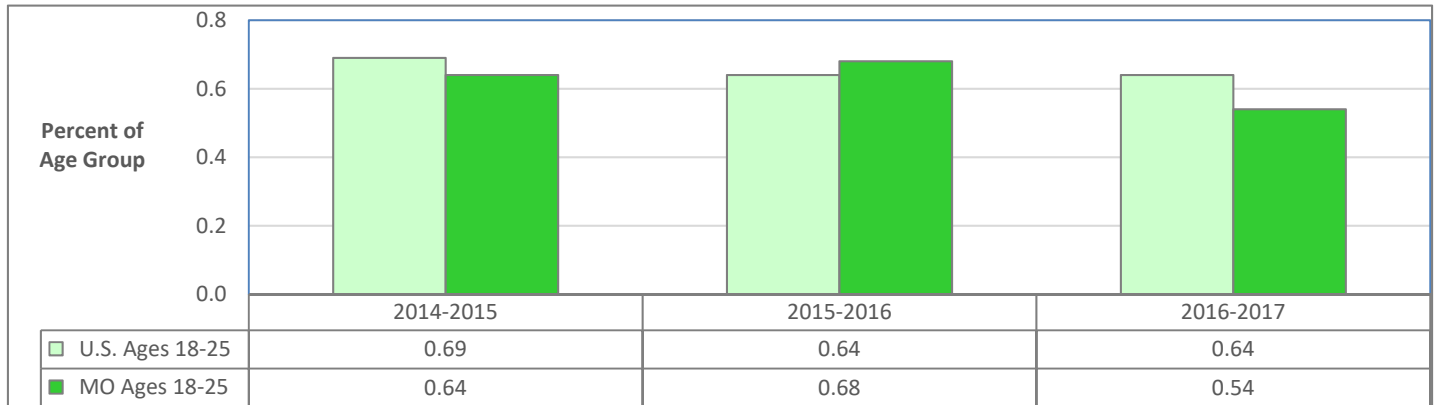
### Past-Year Use of Heroin: U.S. and Missouri Ages 12 and Older



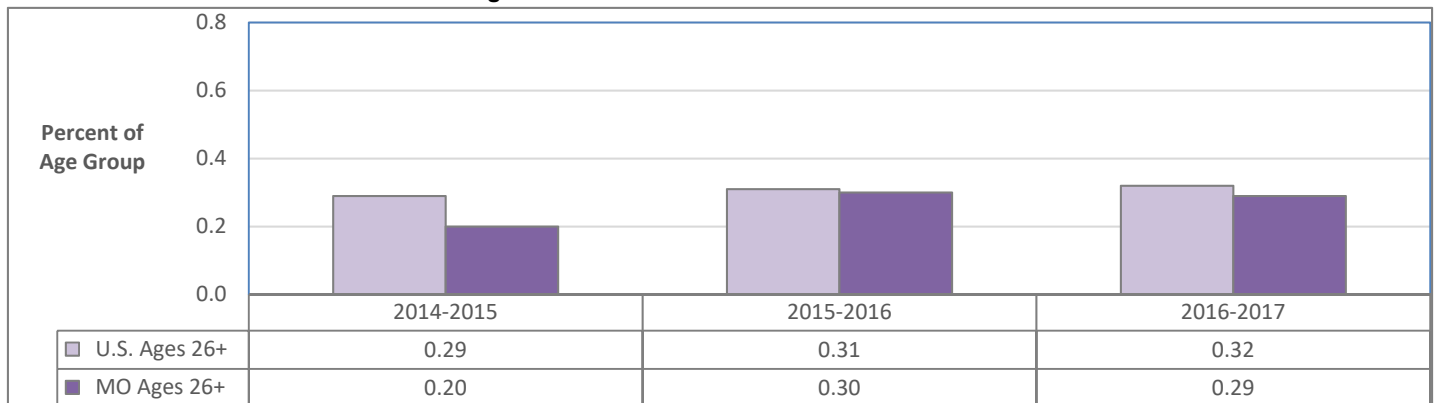
### Past-Year Use of Heroin: U.S. and Missouri Ages 12-17



### Past-Year Use of Heroin: U.S. and Missouri Ages 18-25



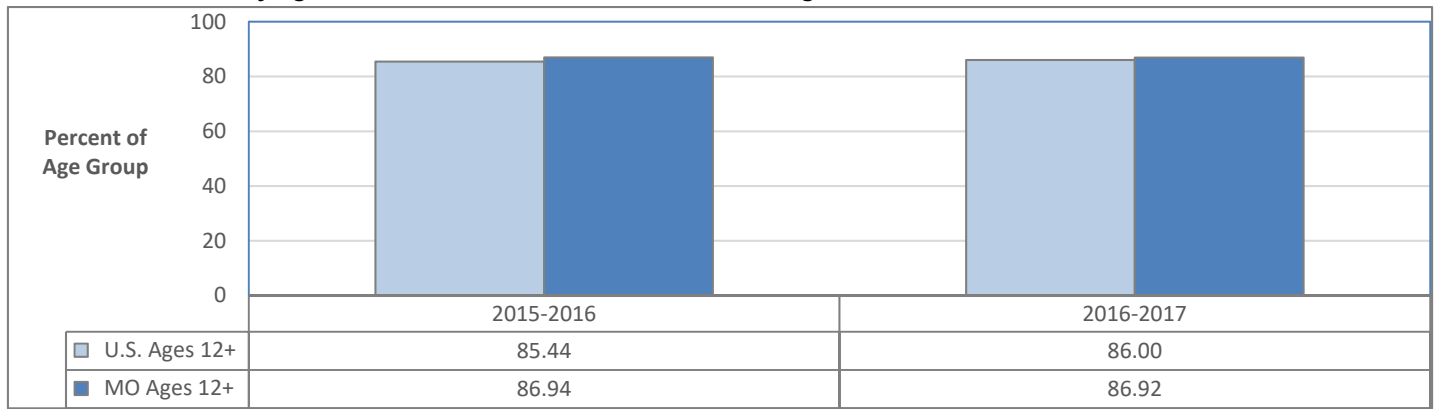
### Past-Year Use of Heroin: U.S. and Missouri Ages 26 and Older: 2003-2017



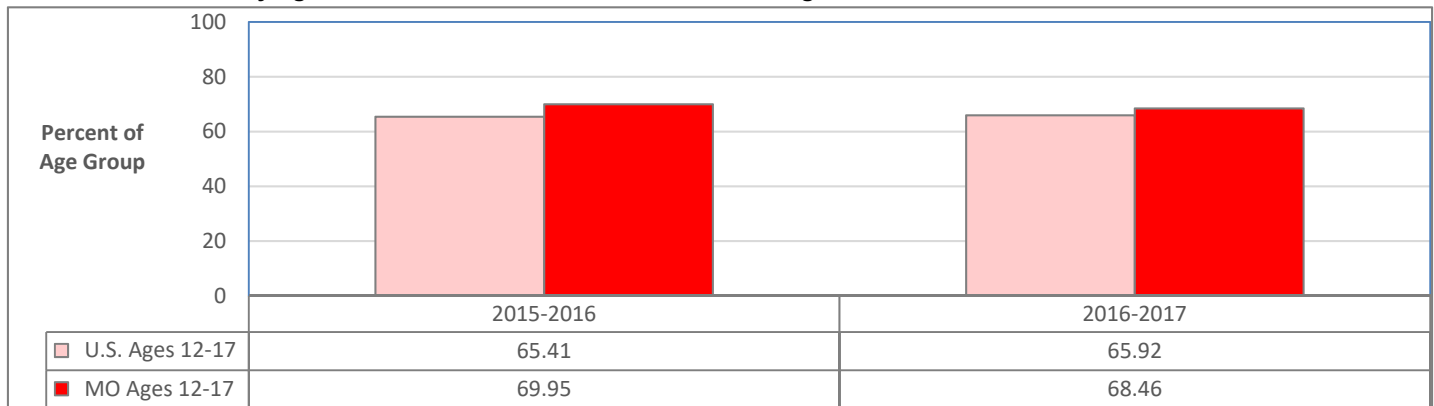
Data Source (all charts): U.S. Department of Health and Human Services, SAMHSA. National Survey on Drug Use and Health. Estimates are 2-year averages.

## PERCEPTION OF RISK IN TRYING HEROIN: U.S. AND MISSOURI AGE GROUP COMPARISONS

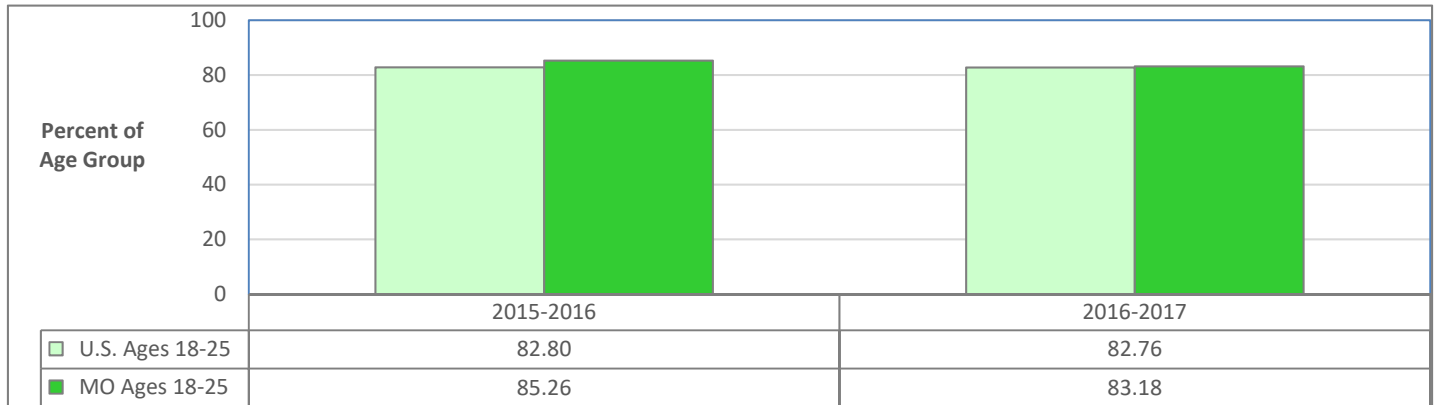
### Perceive Great Risk in Trying Heroin Once or Twice: U.S. and Missouri Ages 12 and Older



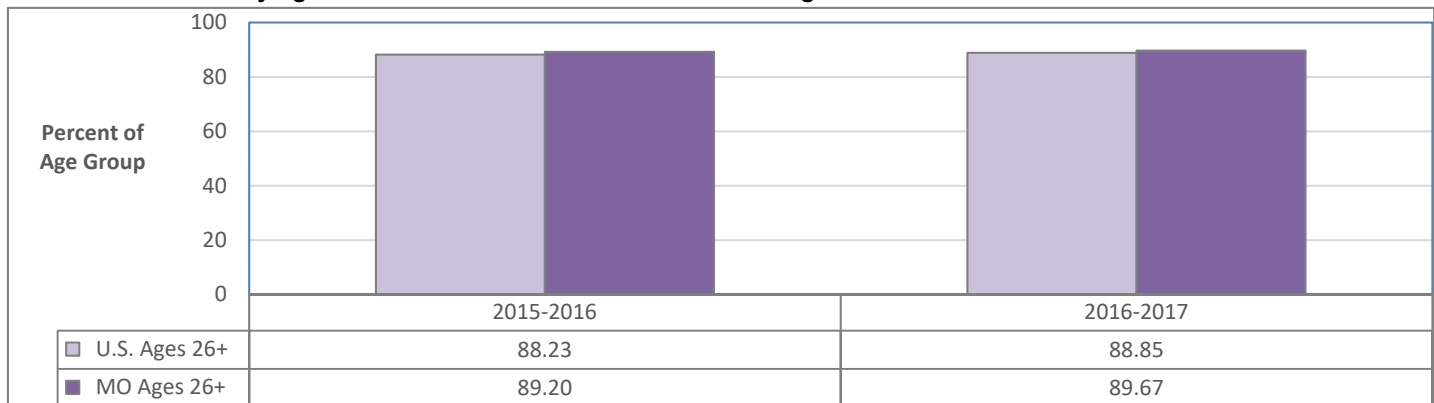
### Perceive Great Risk in Trying Heroin Once or Twice: U.S. and Missouri Ages 12-17



### Perceive Great Risk in Trying Heroin Once or Twice: U.S. and Missouri Ages 18-25



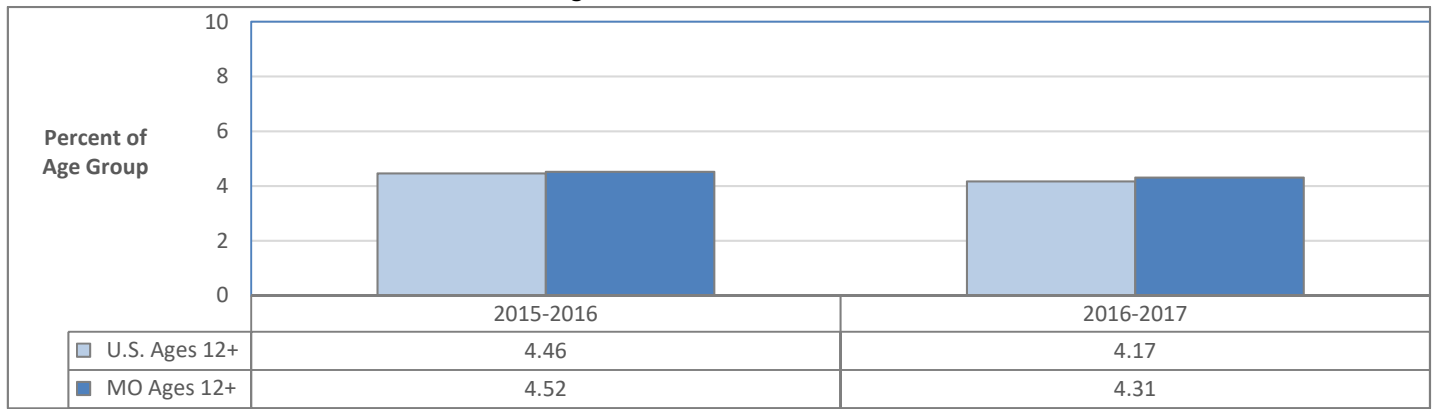
### Perceive Great Risk in Trying Heroin Once or Twice: U.S. and Missouri Ages 26 and Older



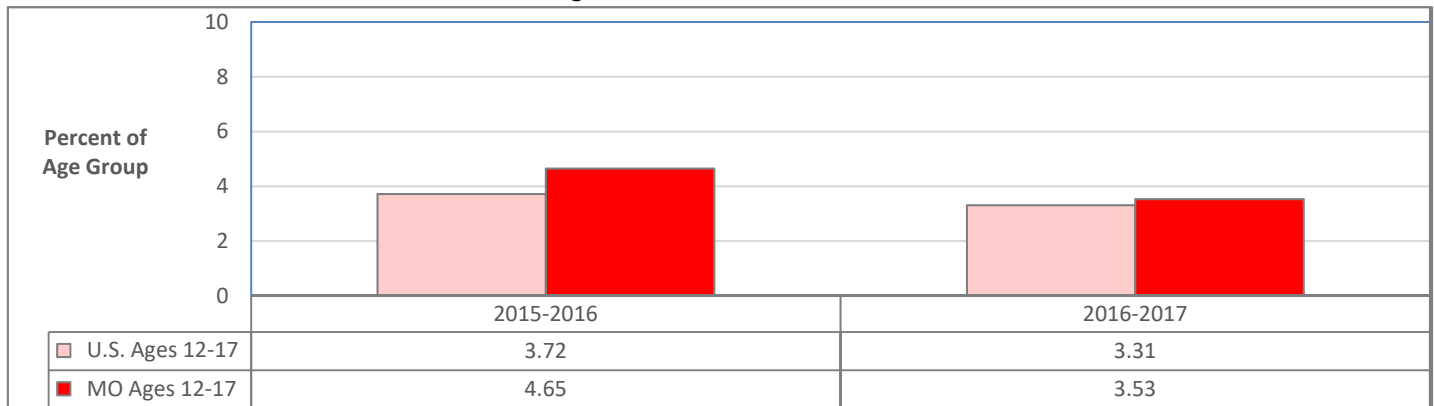
Data Source (all charts): U.S. Department of Health and Human Services, SAMHSA. National Survey on Drug Use and Health. Estimates are 2-year averages.

## PAIN RELIEVER MISUSE IN PAST YEAR: U.S. AND MISSOURI AGE GROUP COMPARISONS

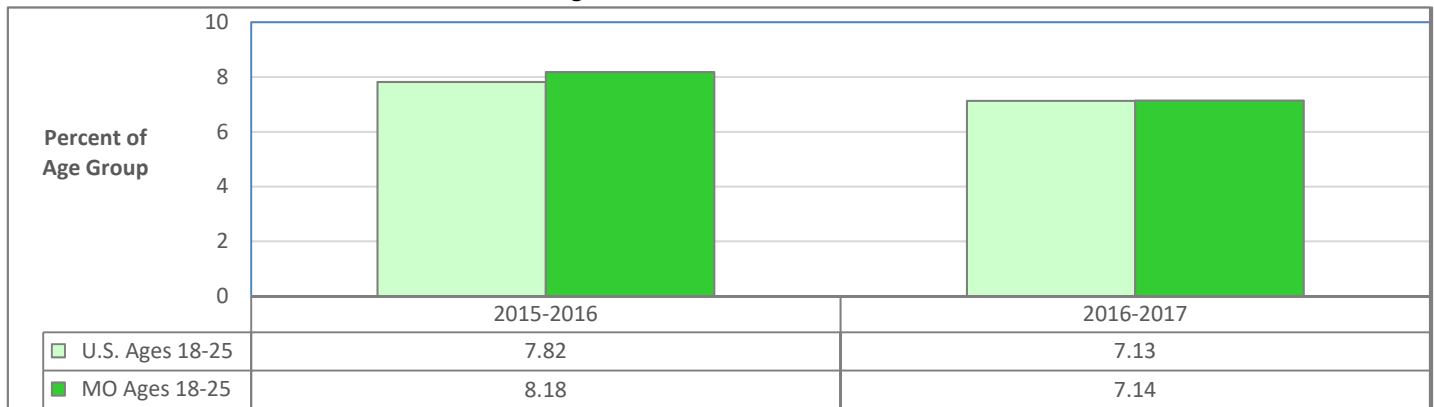
### Past-Year Pain Reliever Misuse: U.S. and Missouri Ages 12 and Older



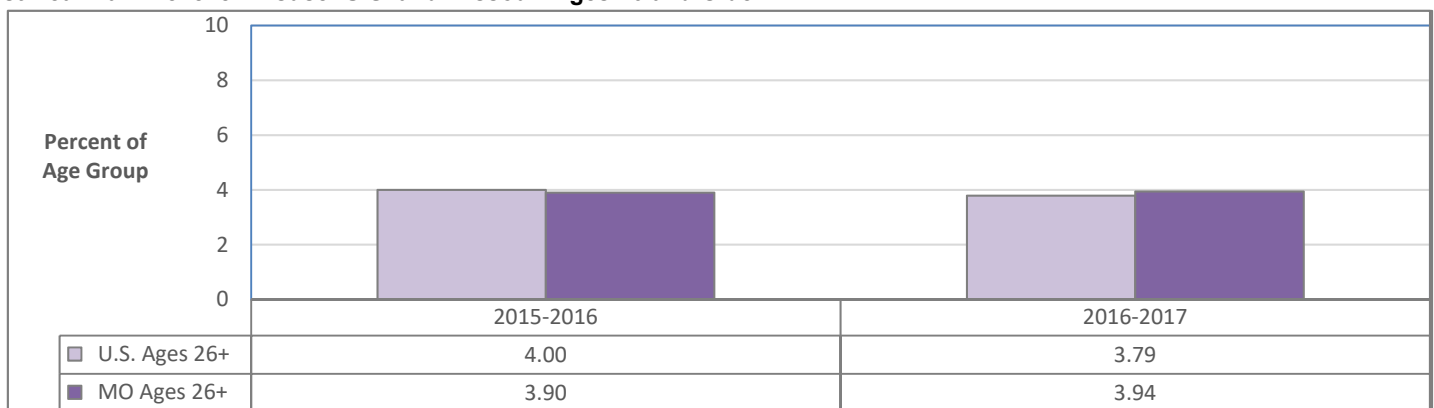
### Past-Year Pain Reliever Misuse: U.S. and Missouri Ages 12-17



### Past-Year Pain Reliever Misuse: U.S. and Missouri Ages 18-25



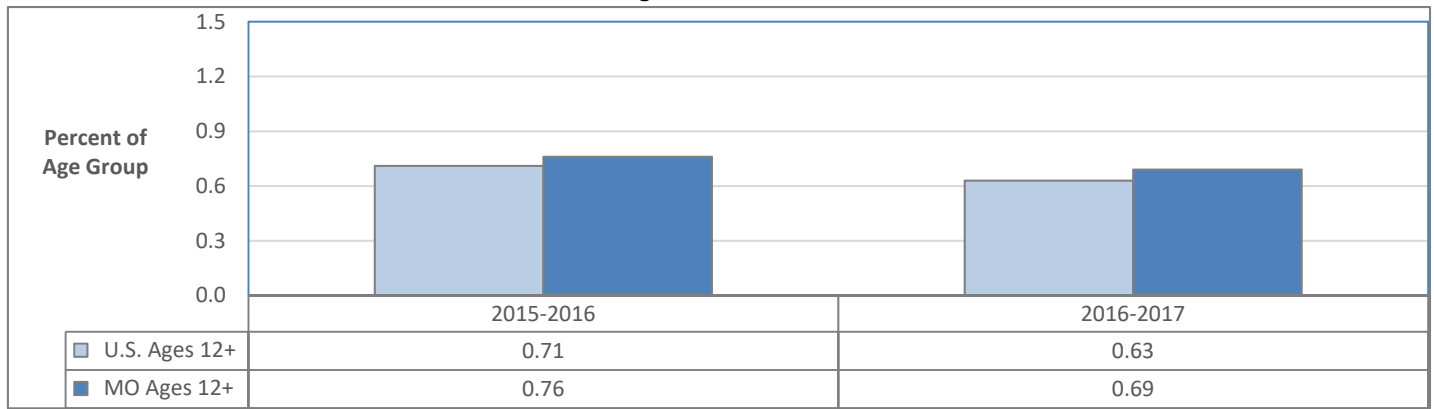
### Past-Year Pain Reliever Misuse: U.S. and Missouri Ages 26 and Older



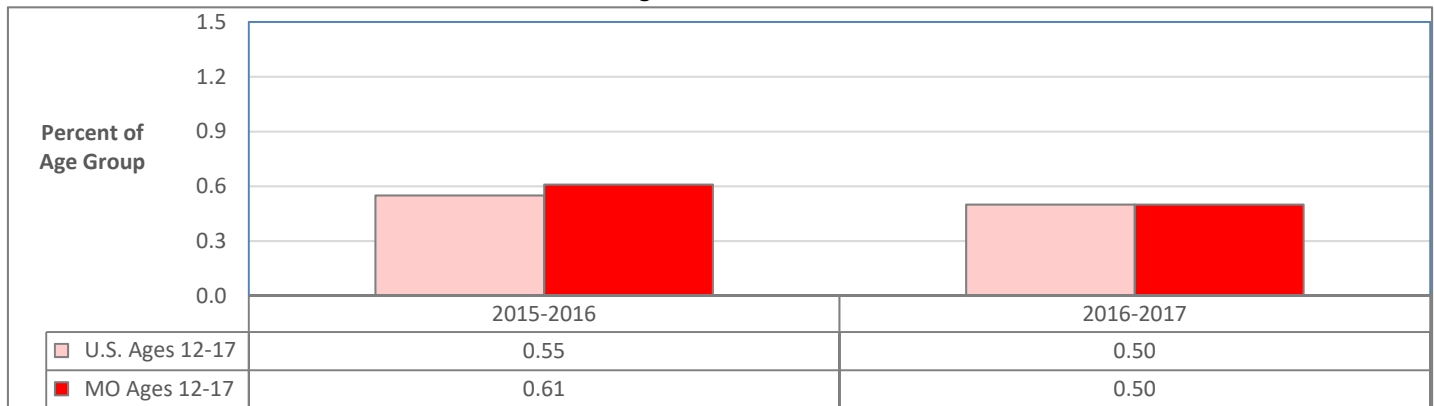
Data Source (all charts): U.S. Department of Health and Human Services, SAMHSA. National Survey on Drug Use and Health. Estimates are 2-year averages.

# PAIN RELIEVER USE DISORDER IN PAST YEAR: U.S. AND MISSOURI AGE GROUP COMPARISONS

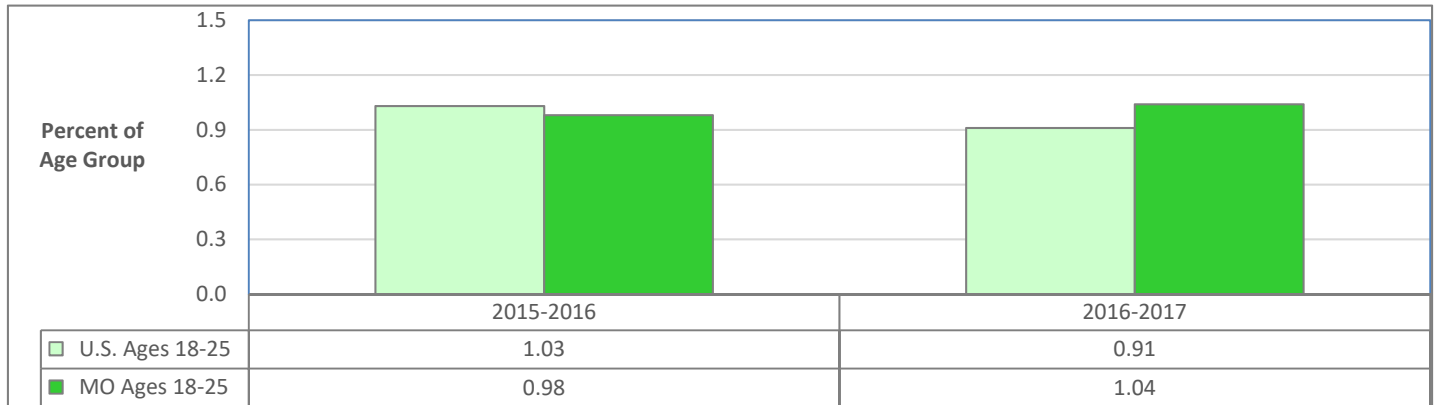
## Past-Year Pain Reliever Use Disorder: U.S. and Missouri Ages 12 and Older



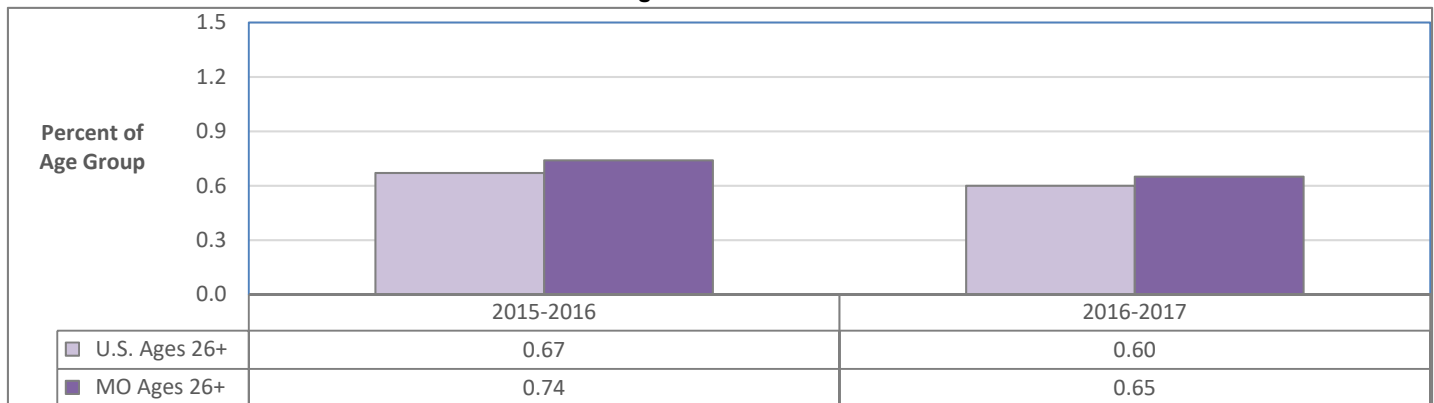
## Past-Year Pain Reliever Use Disorder: U.S. and Missouri Ages 12-17



## Past-Year Pain Reliever Use Disorder: U.S. and Missouri Ages 18-25



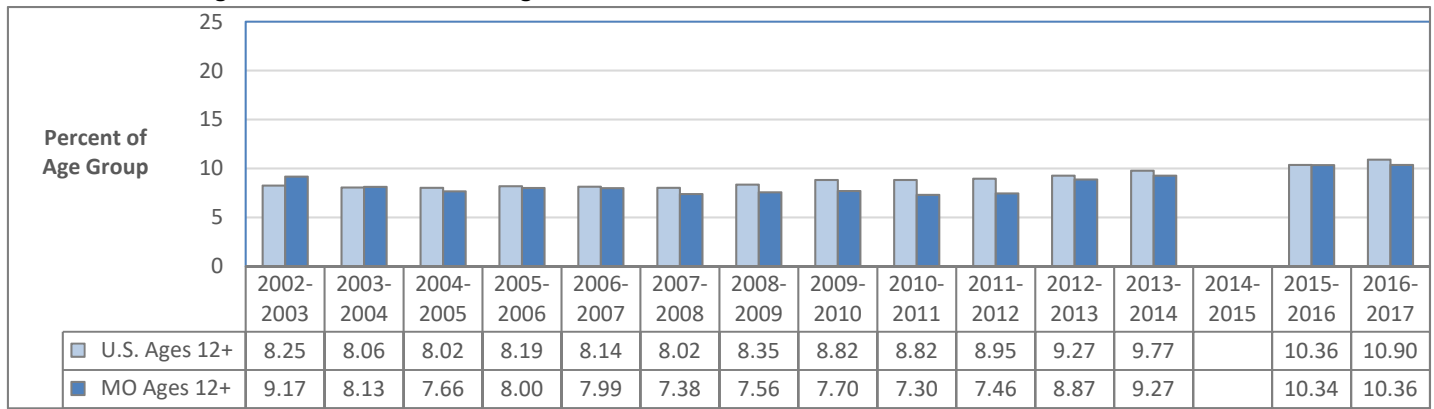
## Past-Year Pain Reliever Use Disorder: U.S. and Missouri Ages 26 and Older



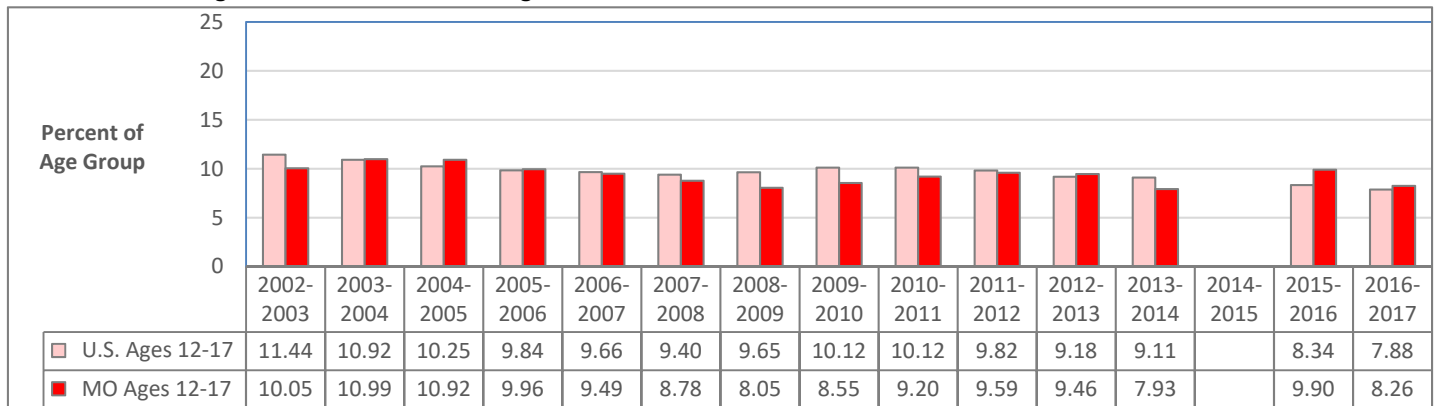
Data Source (all charts): U.S. Department of Health and Human Services, SAMHSA. National Survey on Drug Use and Health. Estimates are 2-year averages.

# ILLICIT DRUG USE IN PAST MONTH: U.S. AND MISSOURI AGE GROUP COMPARISONS

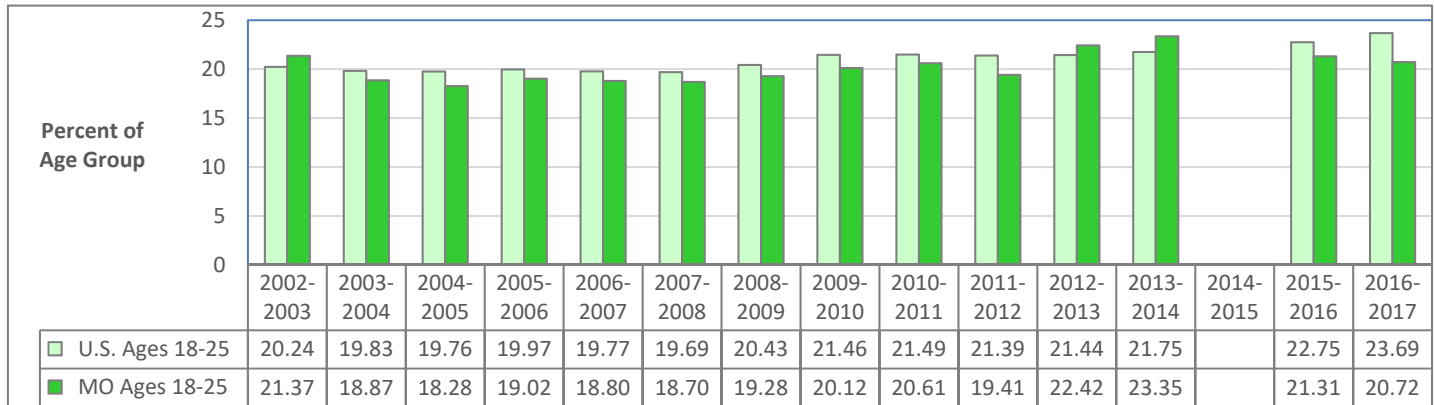
## Past-Month Illicit Drug Use: U.S. and Missouri Ages 12 and Older



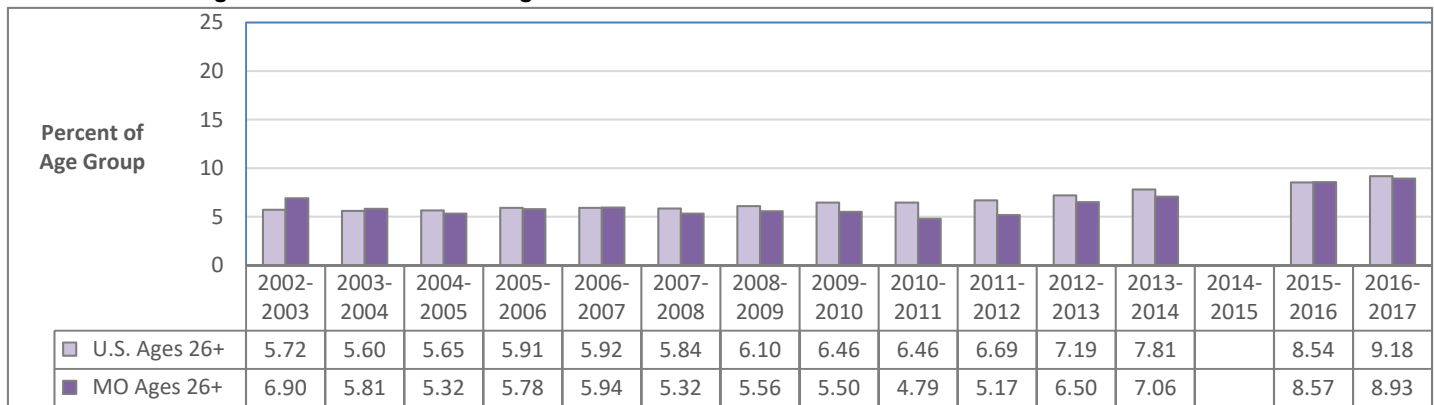
## Past-Month Illicit Drug Use: U.S. and Missouri Ages 12-17



## Past-Month Illicit Drug Use: U.S. and Missouri Ages 18-25



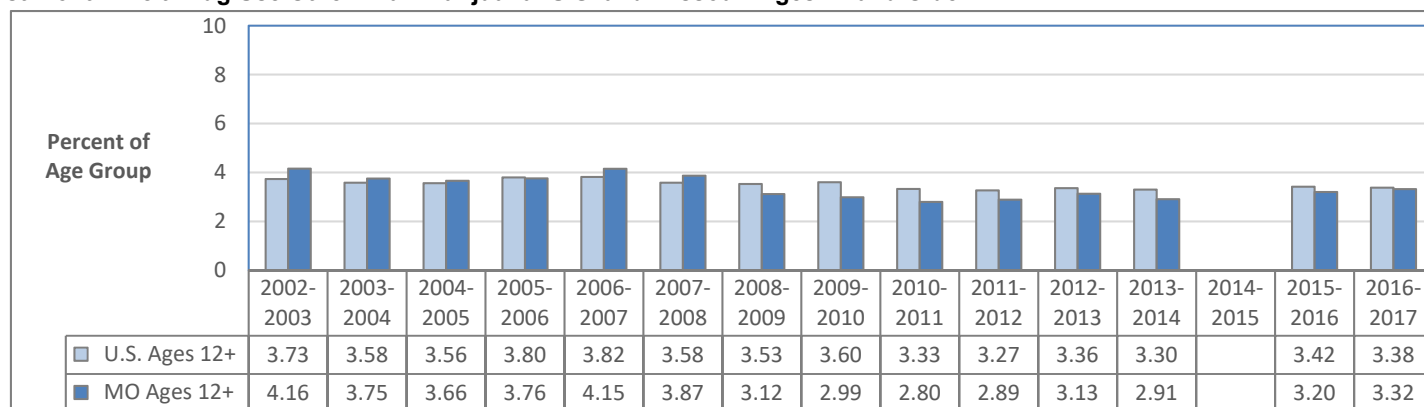
## Past-Month Illicit Drug Use: U.S. and Missouri Ages 26 and Older



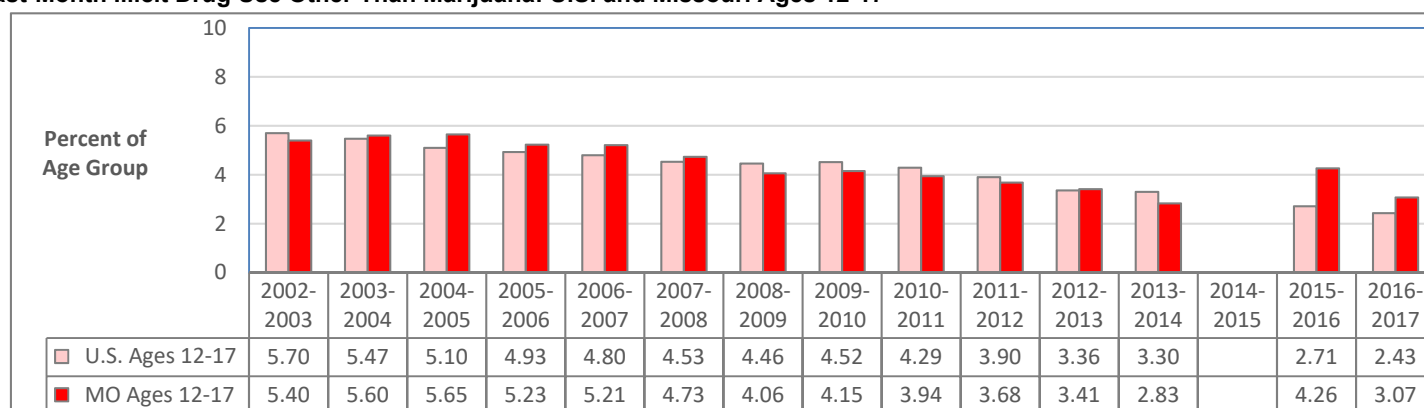
Data Source (all charts): U.S. Department of Health and Human Services, SAMHSA. National Survey on Drug Use and Health. Estimates are 2-year averages. Data are not available for 2014-2015 for this measure.

# ILLICIT DRUG USE OTHER THAN MARIJUANA IN PAST MONTH: U.S. AND MISSOURI AGE GROUP COMPARISONS

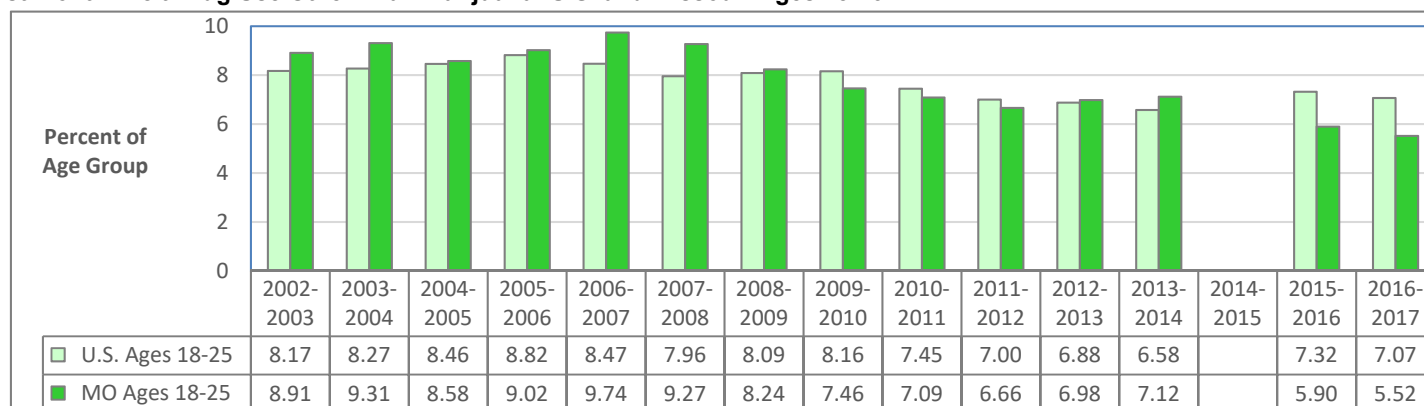
## Past-Month Illicit Drug Use Other Than Marijuana: U.S. and Missouri Ages 12 and Older



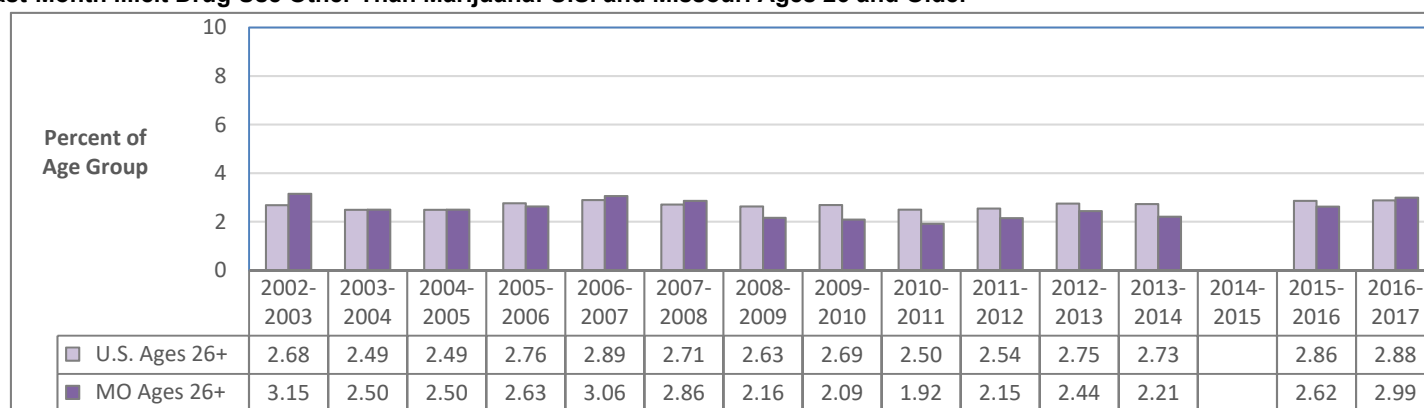
## Past-Month Illicit Drug Use Other Than Marijuana: U.S. and Missouri Ages 12-17



## Past-Month Illicit Drug Use Other Than Marijuana: U.S. and Missouri Ages 18-25



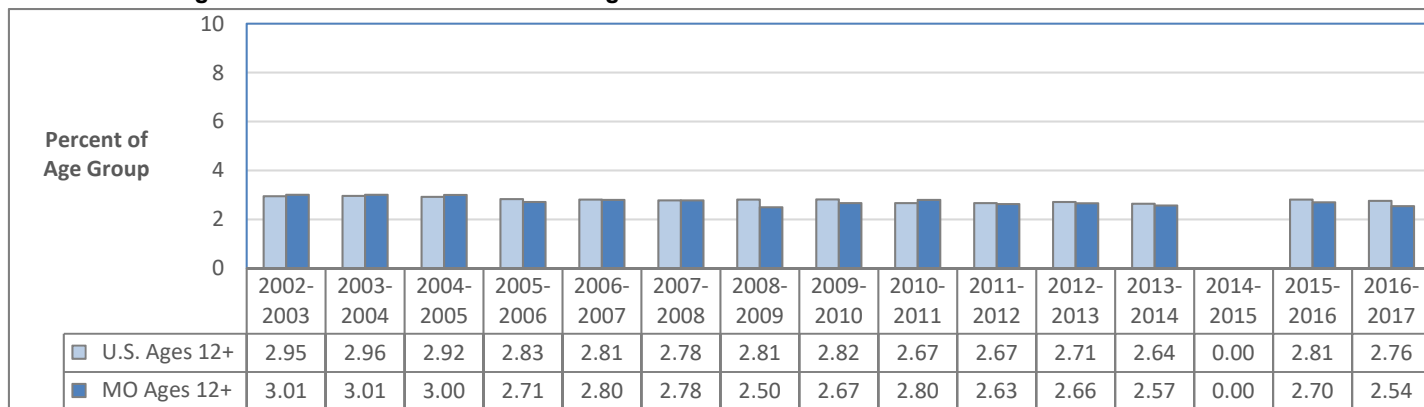
## Past-Month Illicit Drug Use Other Than Marijuana: U.S. and Missouri Ages 26 and Older



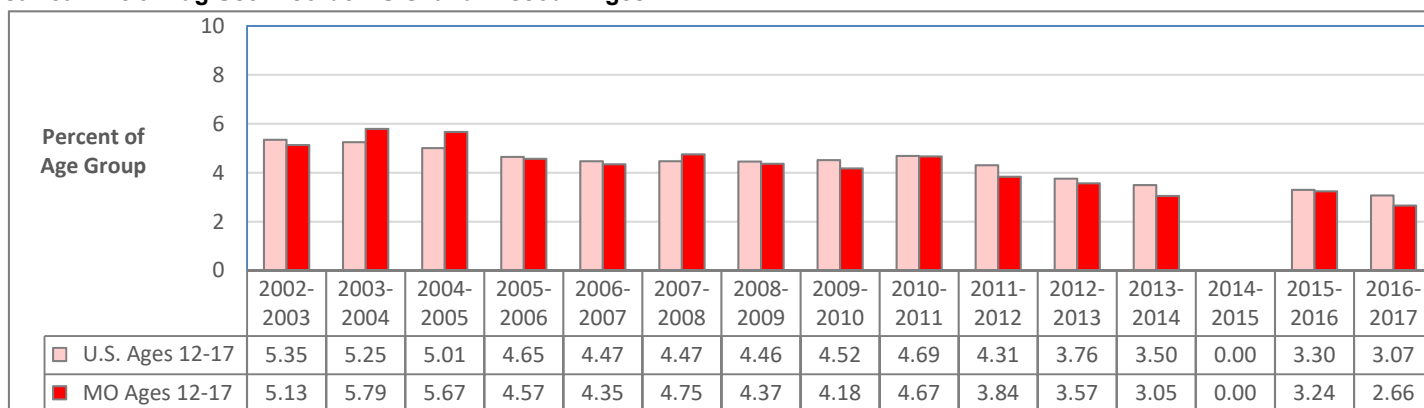
Data Source (all charts): U.S. Department of Health and Human Services, SAMHSA. National Survey on Drug Use and Health. Estimates are 2-year averages. Data are not available for 2014-2015 for this measure.

# ILLICIT DRUG USE DISORDER IN PAST YEAR: U.S. AND MISSOURI AGE GROUP COMPARISONS

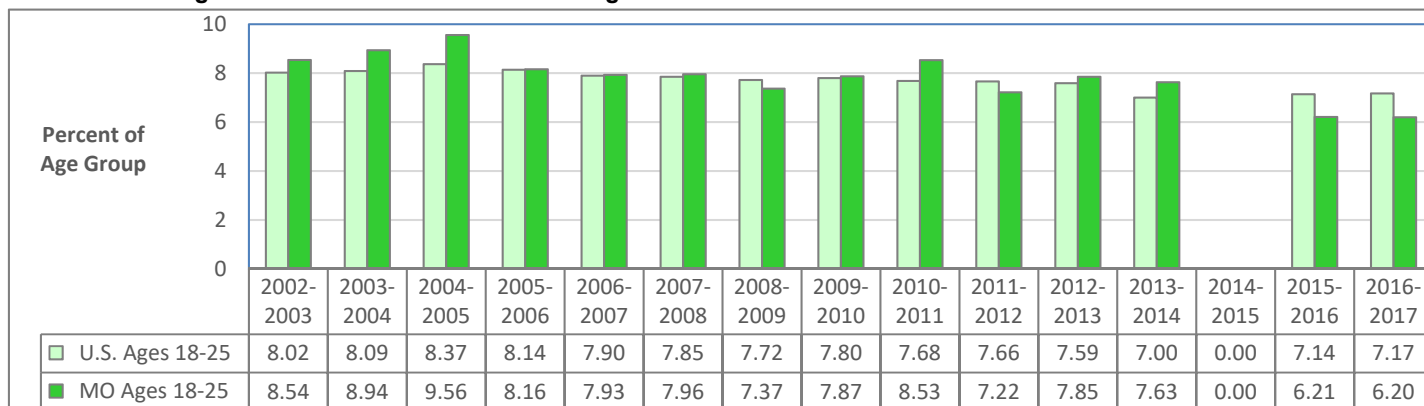
## Past-Year Illicit Drug Use Disorder: U.S. and Missouri Ages 12 and Older



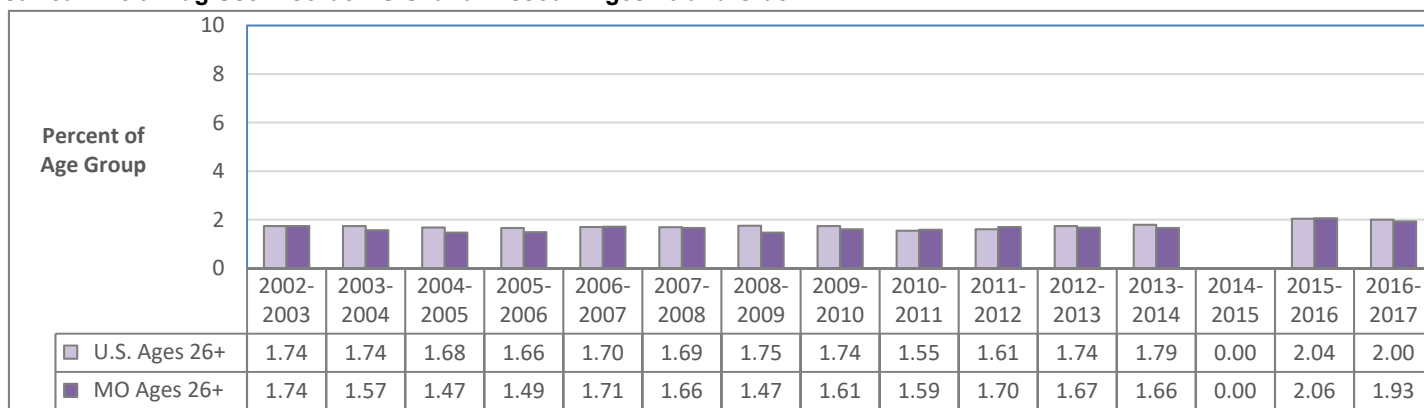
## Past-Year Illicit Drug Use Disorder: U.S. and Missouri Ages 12-17



## Past-Year Illicit Drug Use Disorder: U.S. and Missouri Ages 18-25



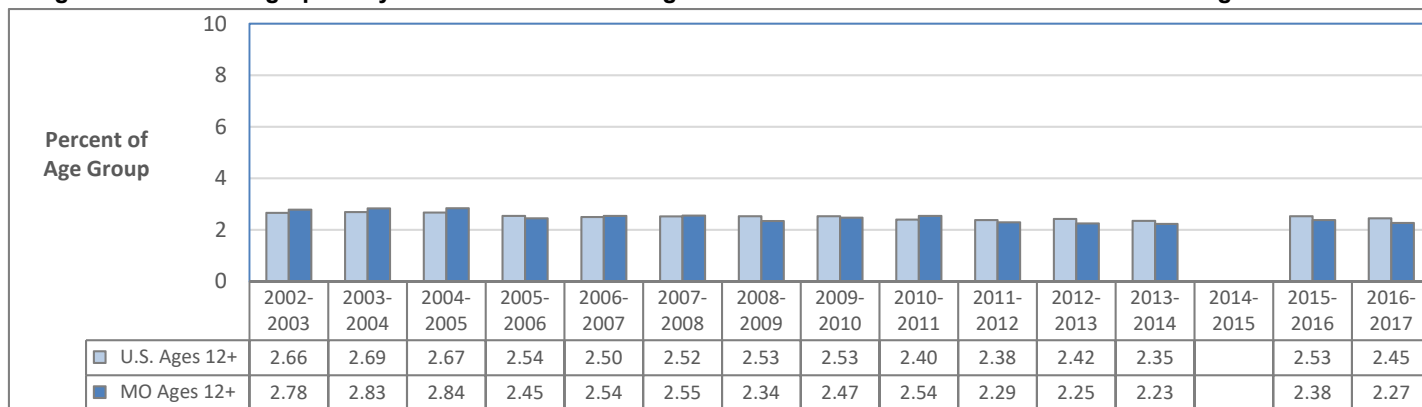
## Past-Year Illicit Drug Use Disorder: U.S. and Missouri Ages 26 and Older



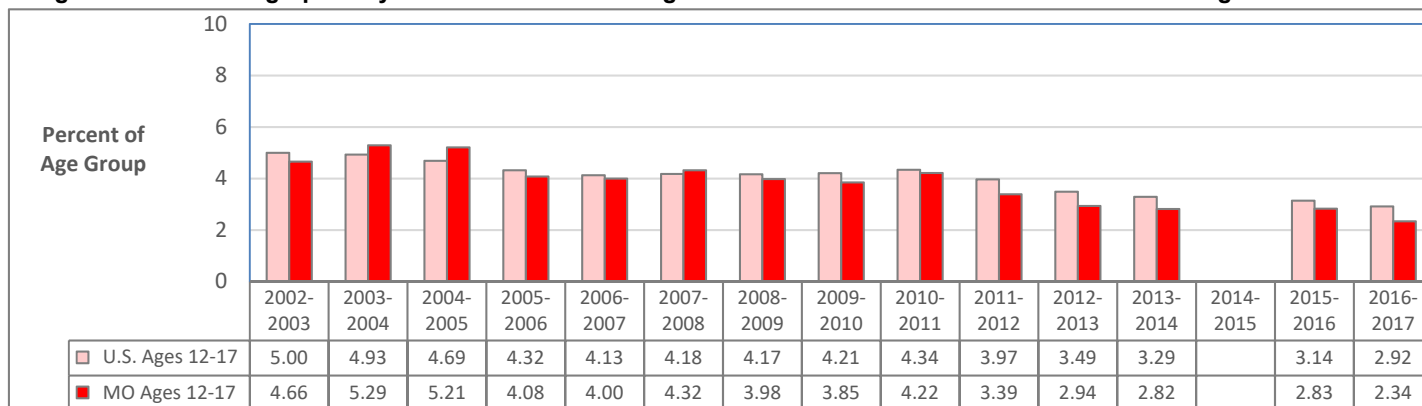
Data Source (all charts): U.S. Department of Health and Human Services, SAMHSA. National Survey on Drug Use and Health. Estimates are 2-year averages. Data are not available for 2014-2015 for this measure.

# UNMET NEED FOR ILLICIT DRUG USE TREATMENT: U.S. AND MISSOURI AGE GROUP COMPARISONS

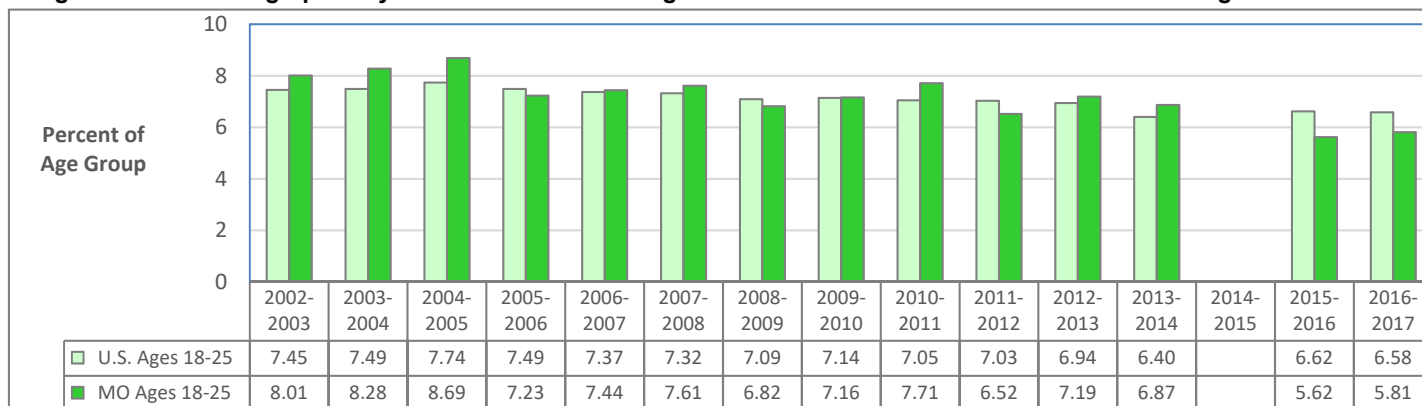
## Needing but Not Receiving Specialty Treatment for Illicit Drug Use Disorder in Past Year: U.S. and Missouri Ages 12 and Older



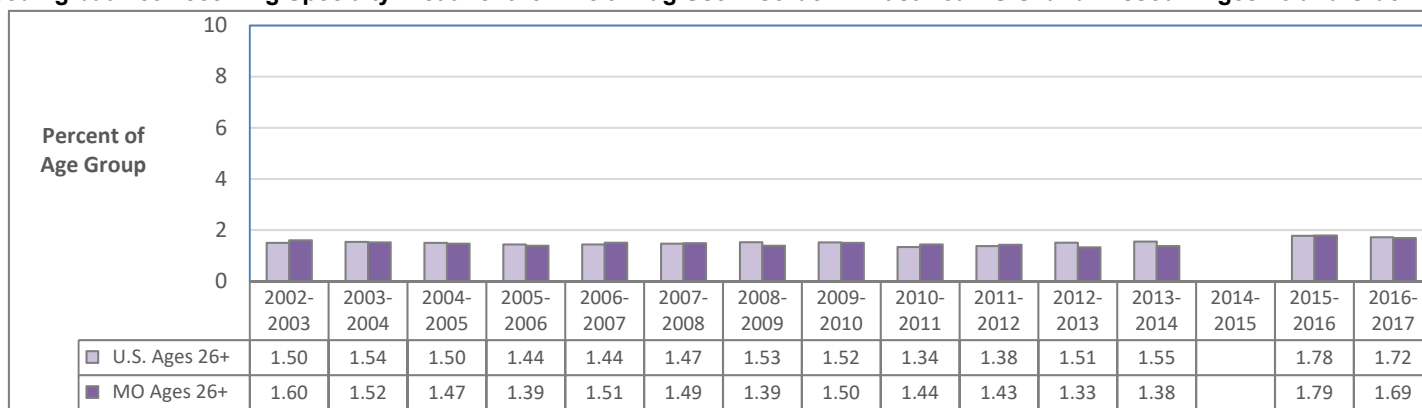
## Needing but Not Receiving Specialty Treatment for Illicit Drug Use Disorder in Past Year: U.S. and Missouri Ages 12-17



## Needing but Not Receiving Specialty Treatment for Illicit Drug Use Disorder in Past Year: U.S. and Missouri Ages 18-25



## Needing but Not Receiving Specialty Treatment for Illicit Drug Use Disorder in Past Year: U.S. and Missouri Ages 26 and Older

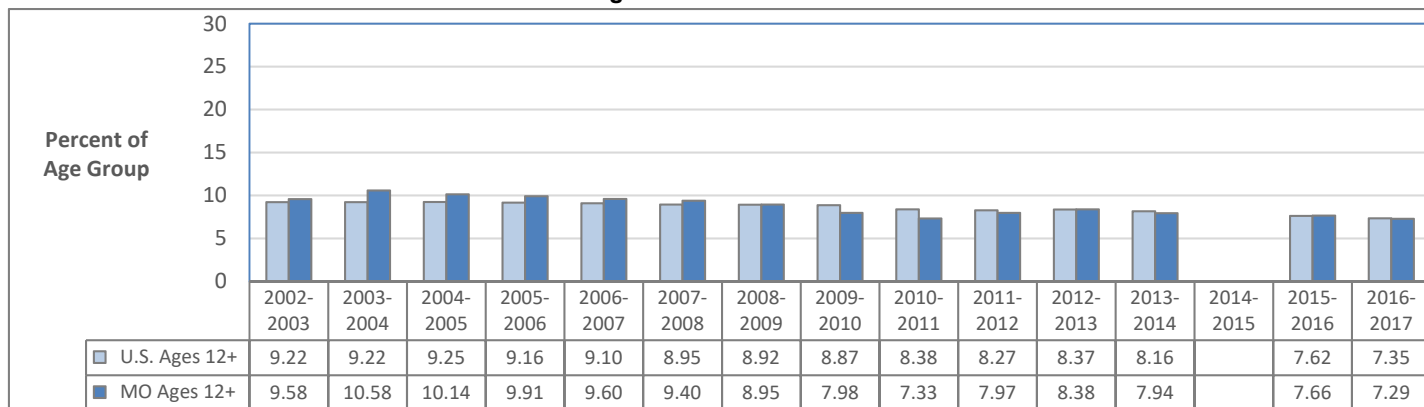


Data Source (all charts): U.S. Department of Health and Human Services, SAMHSA. National Survey on Drug Use and Health. Estimates are 2-year averages. Data are not available for 2014-2015 for this measure.

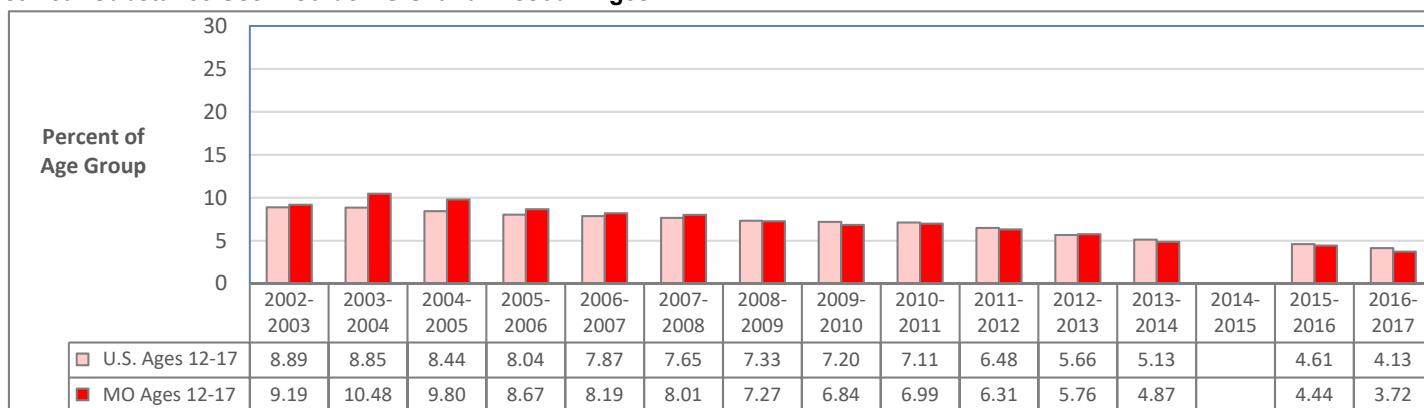


# SUBSTANCE USE DISORDER IN PAST YEAR: U.S. AND MISSOURI AGE GROUP COMPARISONS

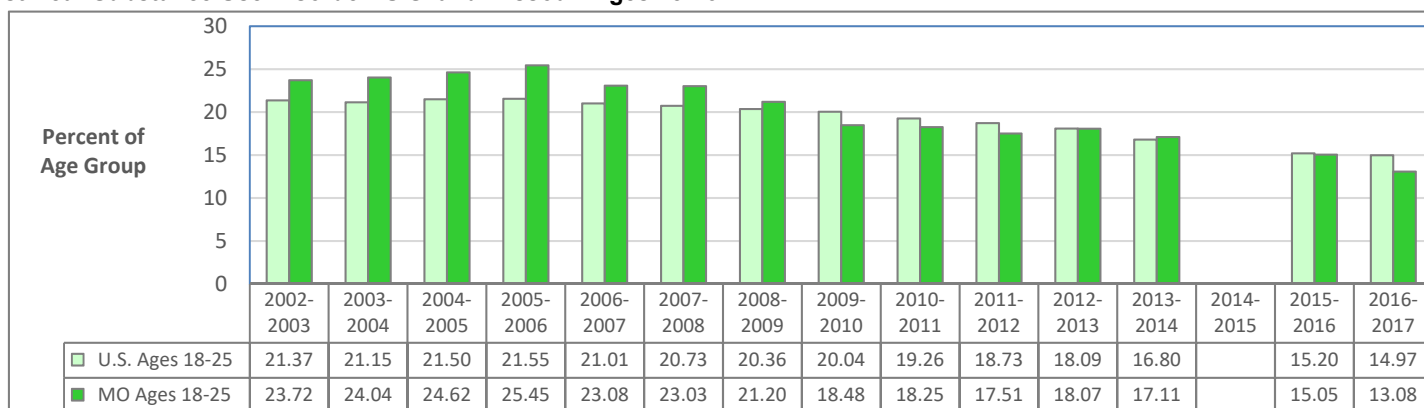
## Past-Year Substance Use Disorder: U.S. and Missouri Ages 12 and Older



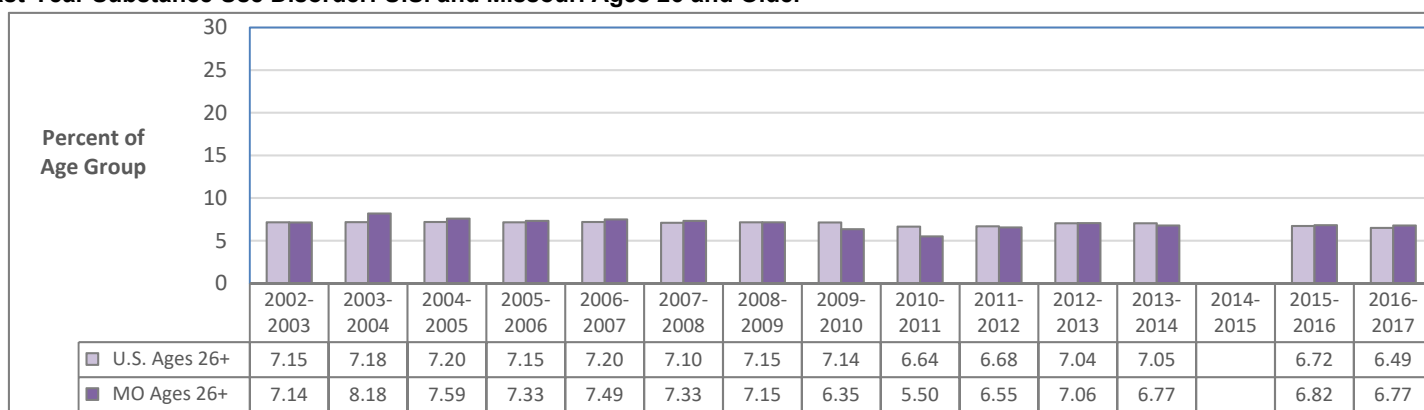
## Past-Year Substance Use Disorder: U.S. and Missouri Ages 12-17



## Past-Year Substance Use Disorder: U.S. and Missouri Ages 18-25



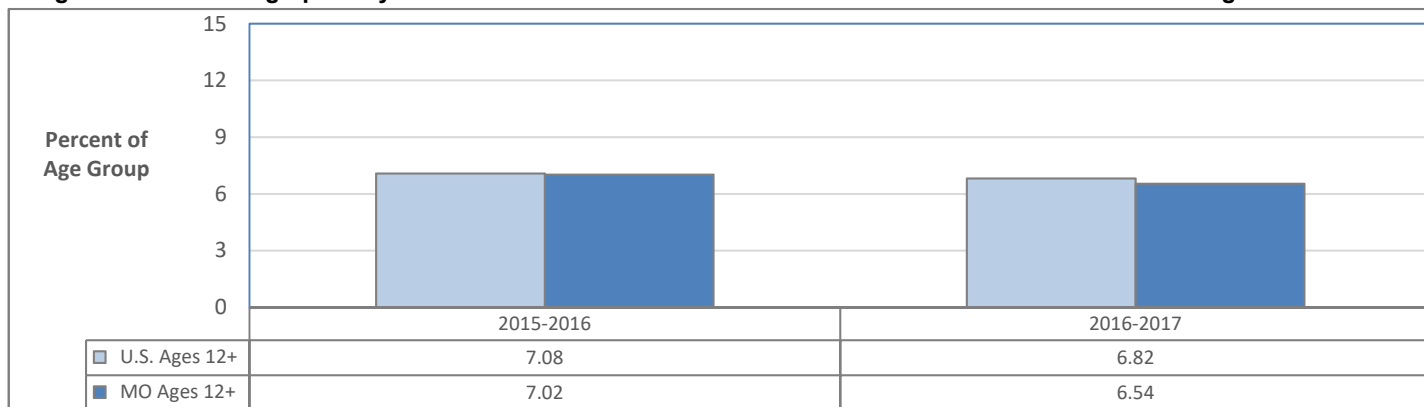
## Past-Year Substance Use Disorder: U.S. and Missouri Ages 26 and Older



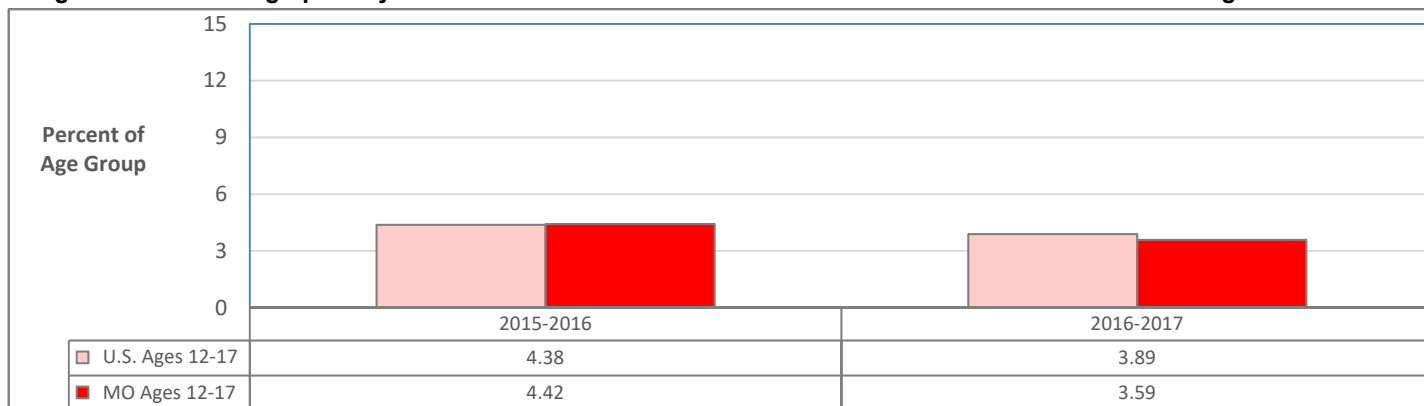
Data Source (all charts): U.S. Department of Health and Human Services, SAMHSA. National Survey on Drug Use and Health. Estimates are 2-year averages. Data are not available for 2014-2015 for this measure.

# UNMET NEED FOR SUBSTANCE USE TREATMENT: U.S. AND MISSOURI AGE GROUP COMPARISONS

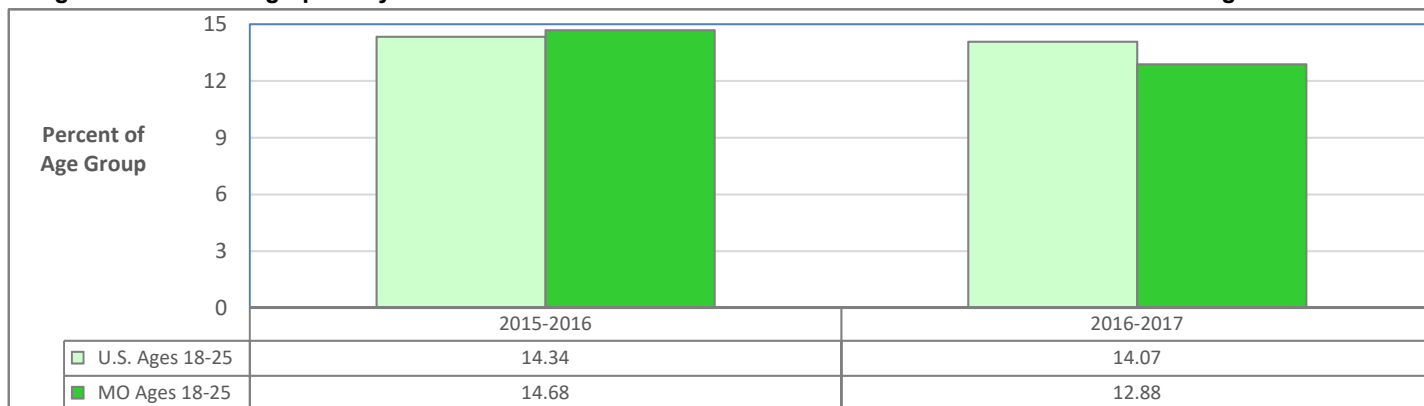
## Needing but Not Receiving Specialty Treatment for Substance Use Disorder in Past Year: U.S. and Missouri Ages 12 and Older



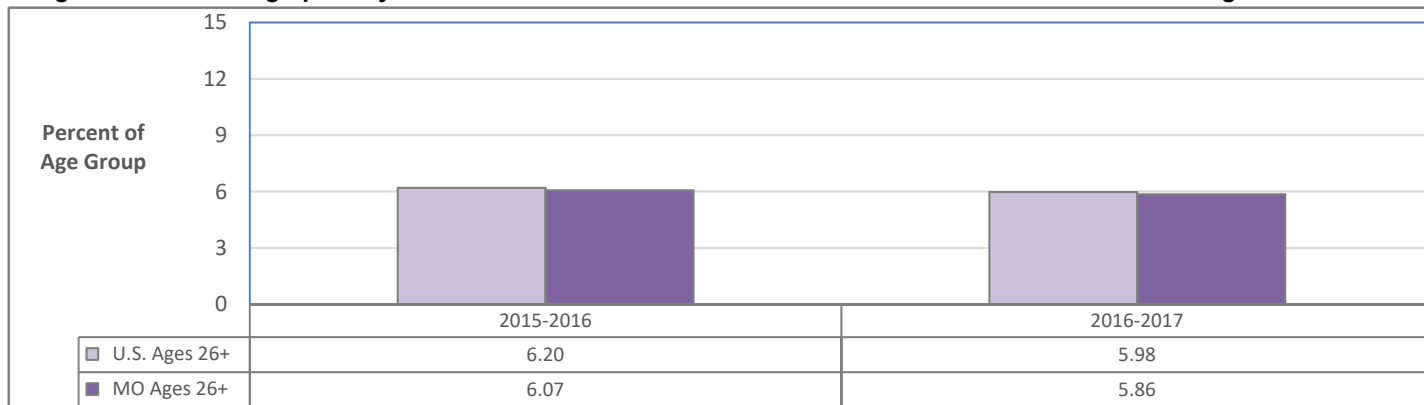
## Needing but Not Receiving Specialty Treatment for Substance Use Disorder in Past Year: U.S. and Missouri Ages 12-17



## Needing but Not Receiving Specialty Treatment for Substance Use Disorder in Past Year: U.S. and Missouri Ages 18-25



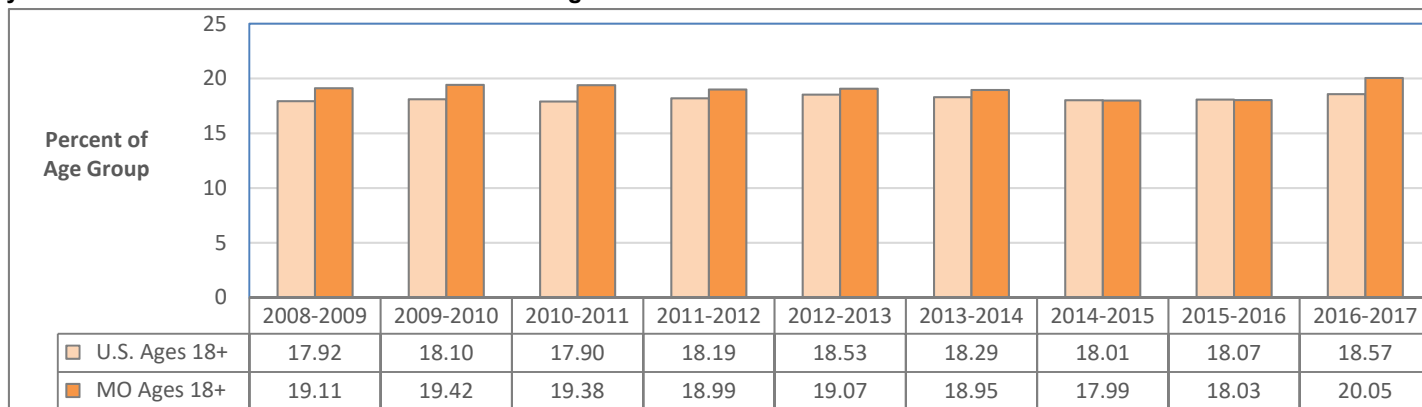
## Needing but Not Receiving Specialty Treatment for Substance Use Disorder in Past Year: U.S. and Missouri Ages 26 and Older



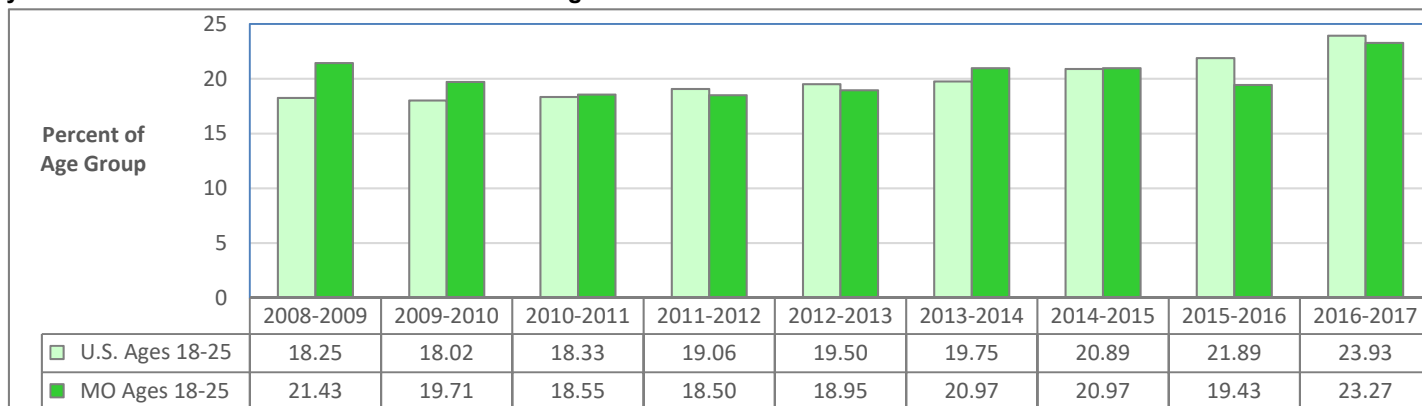
Data Source (all charts): U.S. Department of Health and Human Services, SAMHSA. National Survey on Drug Use and Health. Estimates are 2-year averages.

## ANY MENTAL ILLNESS IN PAST YEAR: U.S. AND MISSOURI AGE GROUP COMPARISONS

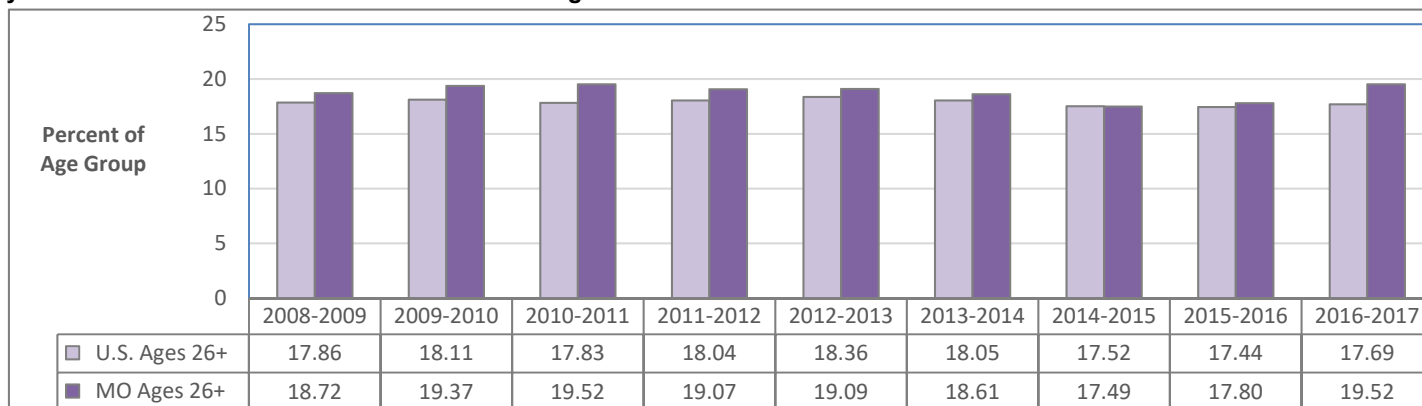
### Any Mental Illness in Past Year: U.S. and Missouri Ages 18 and Older



### Any Mental Illness in Past Year: U.S. and Missouri Ages 18-25



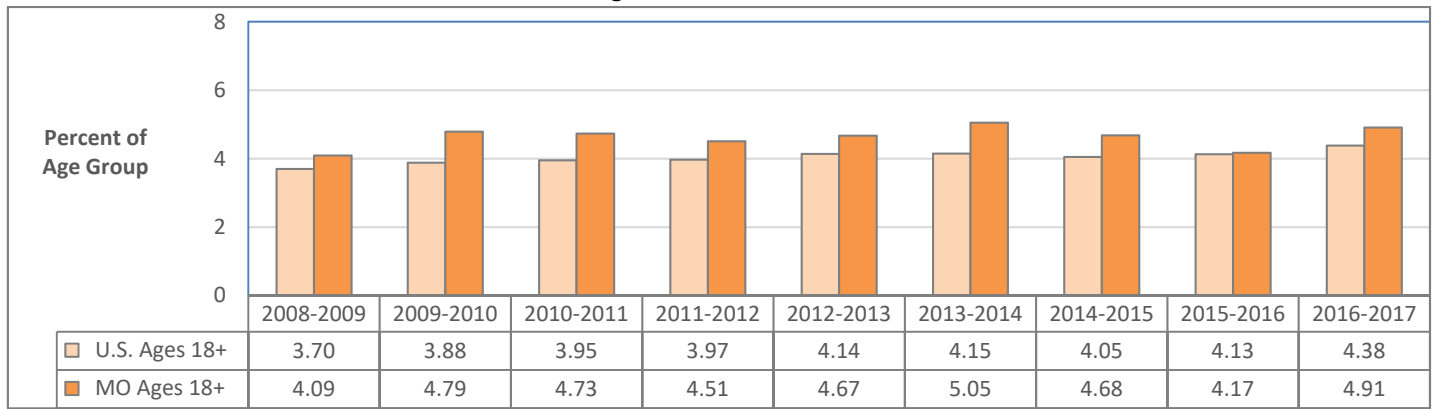
### Any Mental Illness in Past Year: U.S. and Missouri Ages 26 and Older



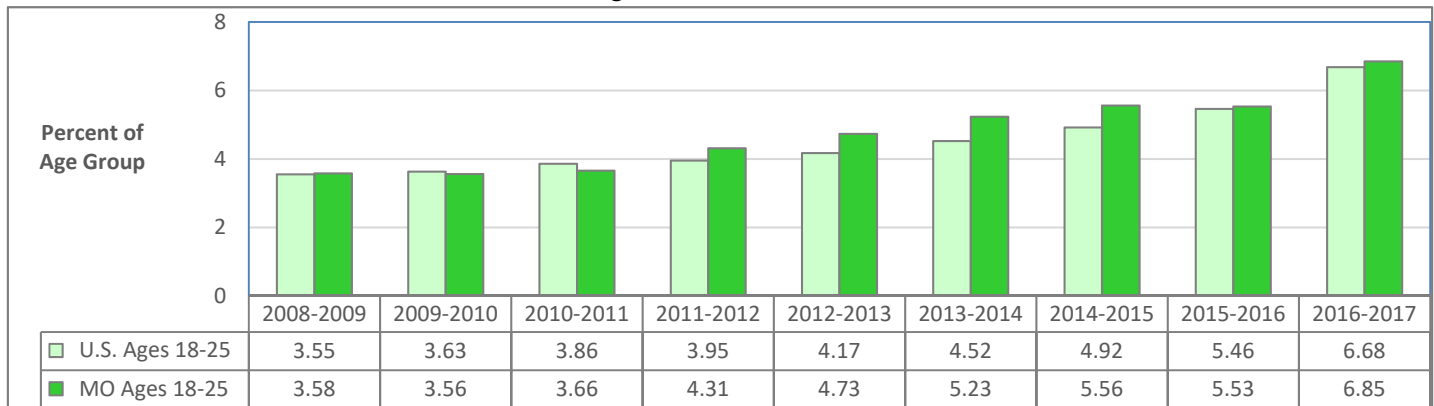
Data Source (all charts): U.S. Department of Health and Human Services, SAMHSA. National Survey on Drug Use and Health. Estimates are 2-year averages.

# SERIOUS MENTAL ILLNESS IN PAST YEAR: U.S. AND MISSOURI AGE GROUP COMPARISONS

## Serious Mental Illness in Past Year: U.S. and Missouri Ages 18 and Older



## Serious Mental Illness in Past Year: U.S. and Missouri Ages 18-25



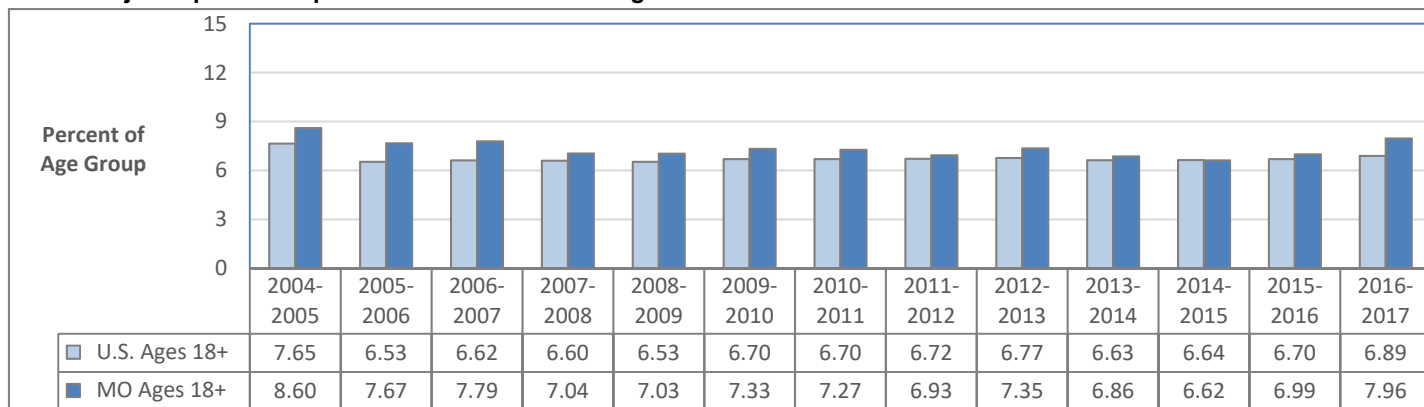
## Serious Mental Illness in Past Year: U.S. and Missouri Ages 26 and Older



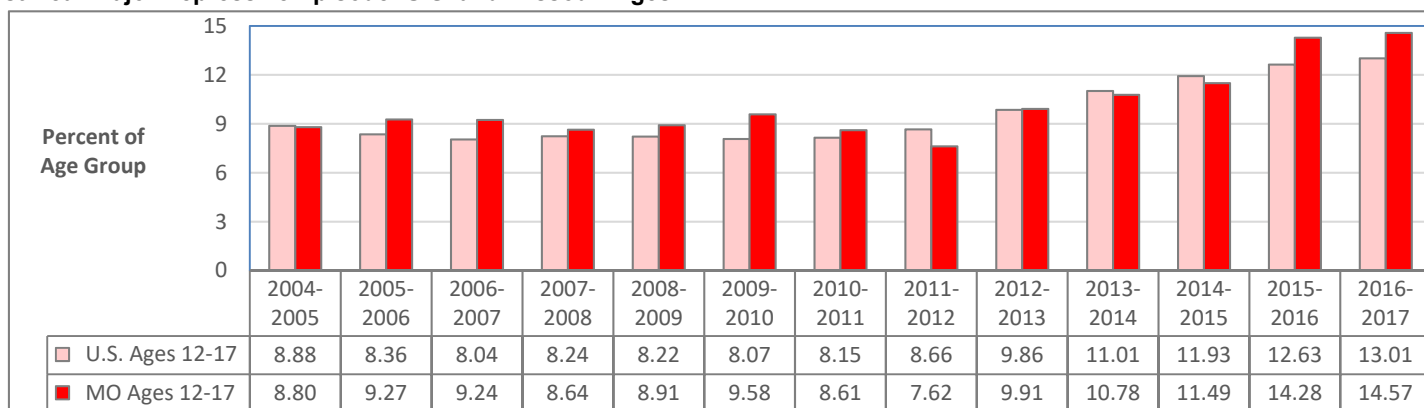
Data Source (all charts): U.S. Department of Health and Human Services, SAMHSA. National Survey on Drug Use and Health. Estimates are 2-year averages.

# MAJOR DEPRESSIVE EPISODE IN PAST YEAR: U.S. AND MISSOURI AGE GROUP COMPARISONS

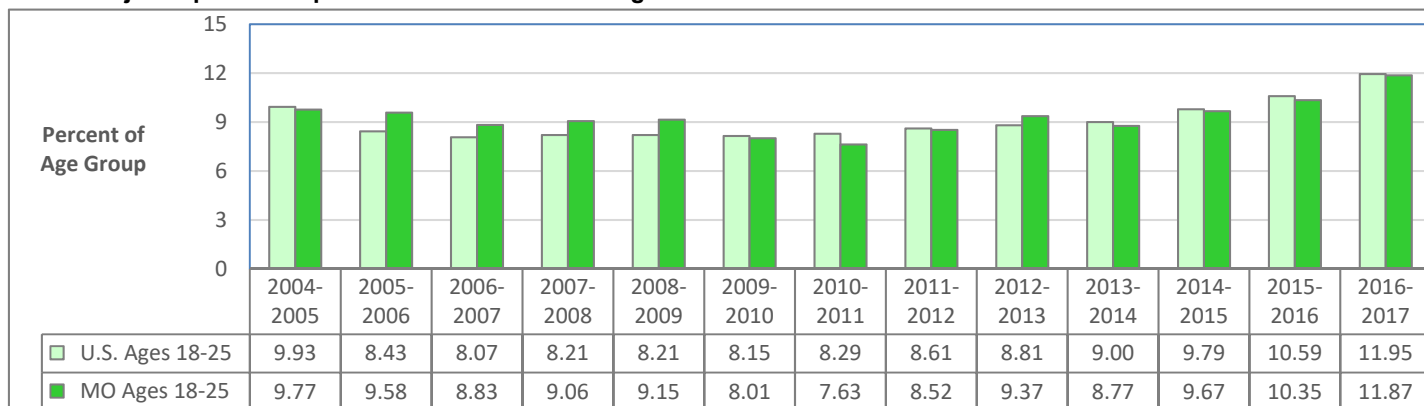
## Past-Year Major Depressive Episode: U.S. and Missouri Ages 18 and Older



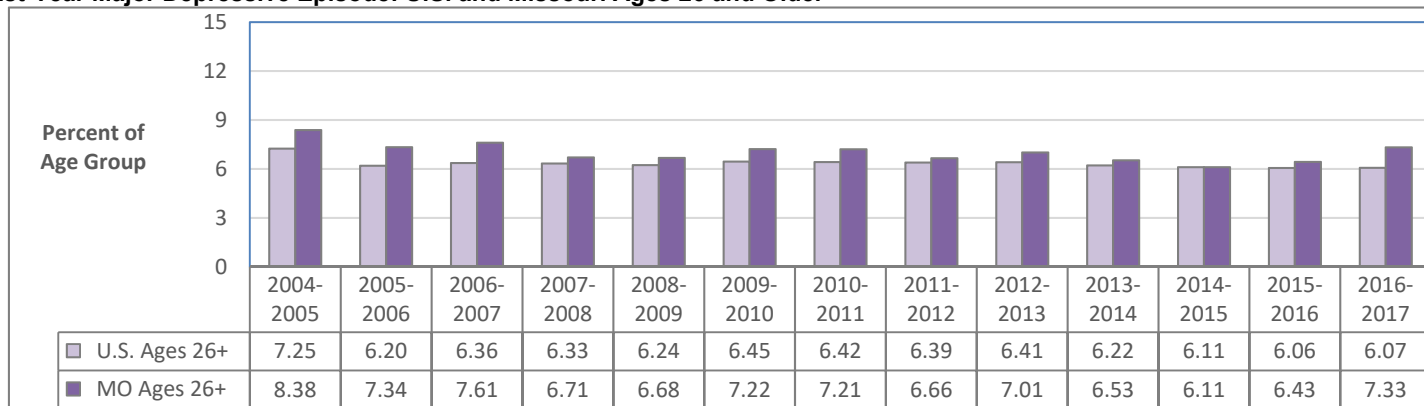
## Past-Year Major Depressive Episode: U.S. and Missouri Ages 12-17



## Past-Year Major Depressive Episode: U.S. and Missouri Ages 18-25



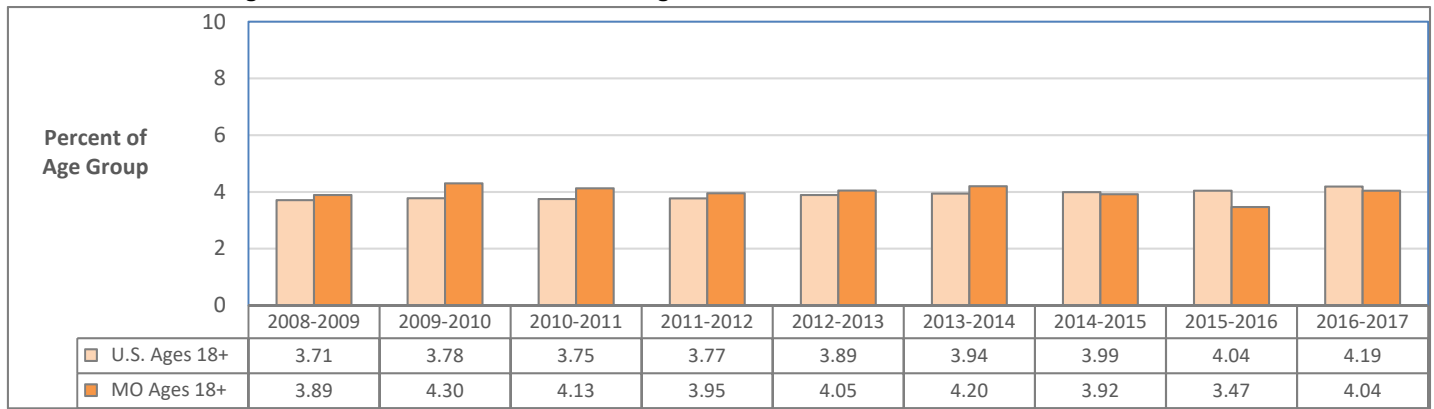
## Past-Year Major Depressive Episode: U.S. and Missouri Ages 26 and Older



Data Source (all charts): U.S. Department of Health and Human Services, SAMHSA. National Survey on Drug Use and Health. Estimates are 2-year averages.

# SERIOUS THOUGHTS OF SUICIDE IN PAST YEAR: U.S. AND MISSOURI AGE GROUP COMPARISONS

## Past-Year Serious Thoughts of Suicide: U.S. and Missouri Ages 18 and Older



## Past-Year Serious Thoughts of Suicide: U.S. and Missouri Ages 18-25



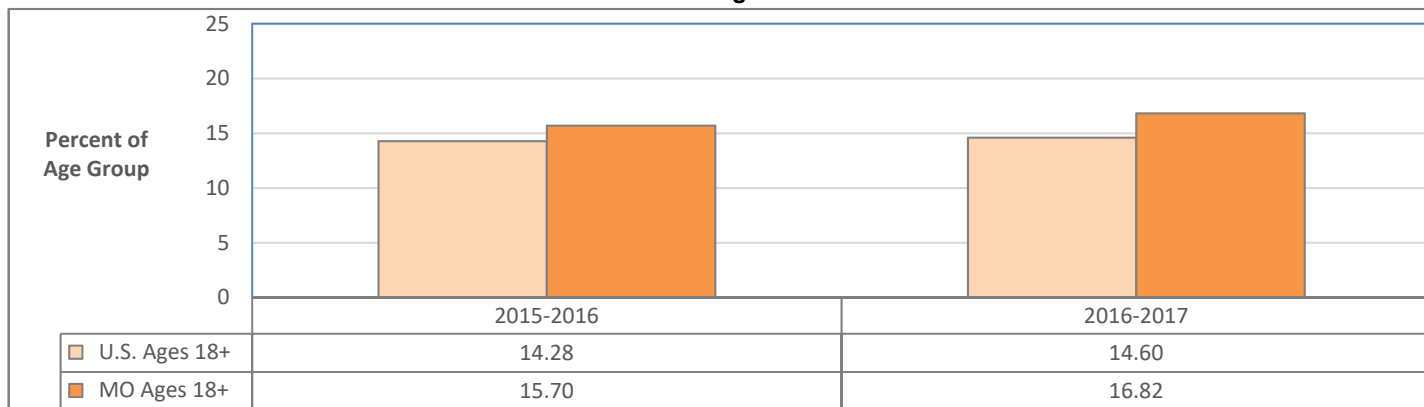
## Past-Year Serious Thoughts of Suicide: U.S. and Missouri Ages 26 and Older



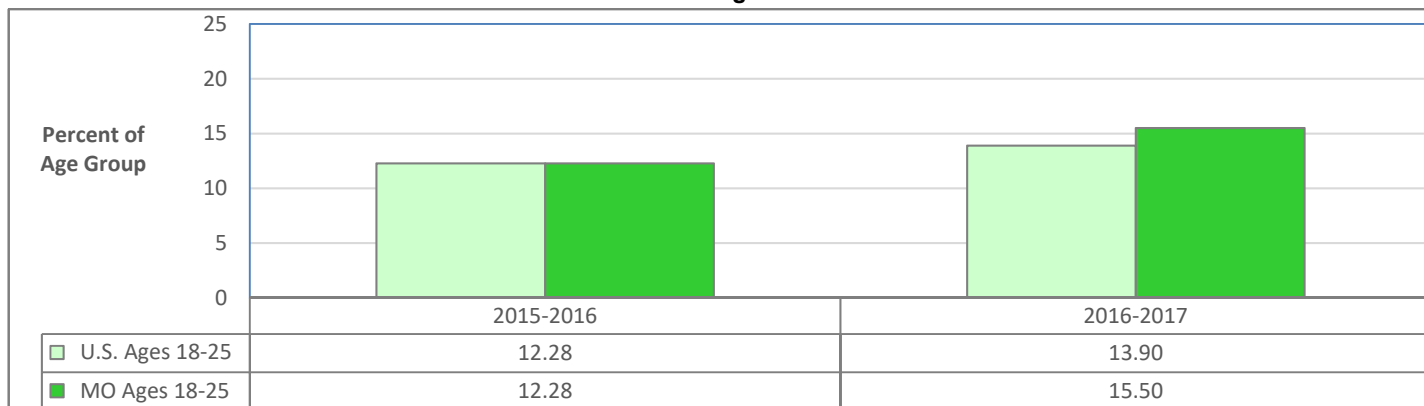
Data Source (all charts): U.S. Department of Health and Human Services, SAMHSA. National Survey on Drug Use and Health. Estimates are 2-year averages.

# RECEIPT OF MENTAL HEALTH TREATMENT: U.S. AND MISSOURI AGE GROUP COMPARISONS

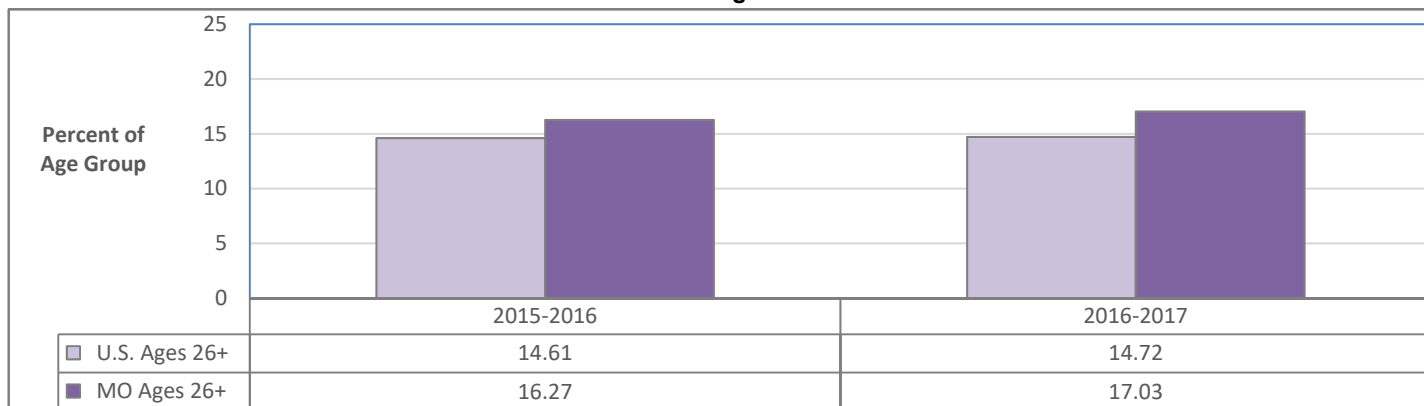
## Received Mental Health Services in Past Year: U.S. and Missouri Ages 18 and Older



## Received Mental Health Services in Past Year: U.S. and Missouri Ages 18-25



## Received Mental Health Services in Past Year: U.S. and Missouri Ages 26 and Older



Data Source (all charts): U.S. Department of Health and Human Services, SAMHSA. National Survey on Drug Use and Health. Estimates are 2-year averages.

## SUBSTANCE USE: U.S. POPULATION AGES 12 AND OLDER

### Estimated Past-Month Use (%)

|  | 2018 | 2017 | 2016 | 2015   | 2014 | 2013 | 2012 | 2011 | 2010 | 2009 | 2008 | 2007 | 2006 |
|--|------|------|------|--------|------|------|------|------|------|------|------|------|------|
| <b>Alcohol</b>                                       | 51.1 | 51.7 | 50.7 | 51.7   | 52.7 | 52.2 | 52.1 | 51.8 | 51.8 | 51.9 | 51.6 | 51.2 | 51.0 |
| <b>Binge Alcohol Use *</b>                           | 24.5 | 24.5 | 24.2 | ‡ 24.9 | 23.0 | 22.9 | 23.0 | 22.6 | 23.1 | 23.7 | 23.4 | 23.3 | 23.0 |
| <b>Heavy Alcohol Use **</b>                          | 6.1  | 6.1  | 6.0  | ‡ 6.5  | 6.2  | 6.3  | 6.5  | 6.2  | 6.7  | 6.8  | 7.0  | 6.9  | 6.9  |
| <b>Any Tobacco</b>                                   | 21.5 | 22.4 | 23.5 | 23.9   | 25.2 | 25.5 | 26.7 | 26.5 | 27.5 | 27.7 | 28.4 | 28.7 | 29.6 |
| <b>Cigarettes</b>                                    | 17.2 | 17.9 | 19.1 | 19.4   | 20.8 | 21.3 | 22.1 | 22.1 | 23.0 | 23.3 | 24.0 | 24.3 | 25.0 |
| <b>Smokeless Tobacco</b>                             | 2.9  | 3.2  | 3.3  | ‡ 3.4  | 3.3  | 3.4  | 3.5  | 3.2  | 3.5  | 3.4  | 3.5  | 3.3  | 3.3  |
| <b>Any Illicit Drug</b>                              | 11.7 | 11.2 | 10.6 | ‡ 10.1 | 10.2 | 9.4  | 9.2  | 8.7  | 8.9  | 8.7  | 8.1  | 8.0  | 8.3  |
| <b>Marijuana</b>                                     | 10.1 | 9.6  | 8.9  | 8.3    | 8.4  | 7.5  | 7.3  | 7.0  | 6.9  | 6.7  | 6.1  | 5.8  | 6.0  |
| <b>Inhalant</b>                                      | 0.2  | 0.2  | 0.2  | ‡ 0.2  | 0.2  | 0.2  | 0.2  | 0.2  | 0.3  | 0.2  | 0.3  | 0.2  | 0.3  |
| <b>Hallucinogen</b>                                  | 0.6  | 0.5  | 0.5  | ‡ 0.5  | 0.4  | 0.5  | 0.4  | 0.4  | 0.5  | 0.5  | 0.4  | 0.4  | 0.4  |
| <b>LSD</b>   | 0.2  | 0.2  | 0.1  | 0.1    | 0.1  | 0.1  | 0.1  | 0.1  | 0.1  | 0.1  | 0.1  | 0.1  | 0.1  |
| <b>PCP</b>   | 0.0  | 0.0  | 0.0  | 0.0    | ***  | 0.0  | 0.0  | 0.0  | 0.0  | 0.0  | 0.0  | 0.0  | 0.0  |
| <b>Ecstasy</b>                                       | 0.3  | 0.2  | 0.2  | ‡ 0.2  | 0.2  | 0.3  | 0.2  | 0.2  | 0.3  | 0.3  | 0.2  | 0.2  | 0.2  |
| <b>Cocaine (any form)</b>                            | 0.7  | 0.8  | 0.7  | 0.7    | 0.6  | 0.6  | 0.6  | 0.5  | 0.6  | 0.7  | 0.7  | 0.8  | 1.0  |
| <b>Crack Cocaine</b>                                 | 0.2  | 0.2  | 0.2  | 0.1    | 0.1  | 0.1  | 0.2  | 0.1  | 0.1  | 0.2  | 0.1  | 0.2  | 0.3  |
| <b>Methamphetamine</b>                               | 0.4  | 0.3  | 0.2  | ‡ 0.3  | 0.2  | 0.2  | 0.2  | 0.2  | 0.1  | 0.2  | 0.1  | 0.2  | 0.2  |
| <b>Opioids (Heroin or Pain Reliever Misuse)</b>      | 1.1  | 1.3  | 1.4  | 1.5    |      |      |      |      |      |      |      |      |      |
| <b>Heroin</b>  | 0.1  | 0.2  | 0.2  | 0.1    | 0.2  | 0.1  | 0.1  | 0.1  | 0.1  | 0.1  | 0.1  | 0.1  | 0.1  |
| <b>Psychotherapeutics (Rx-type, non-medical use)</b> | 2.0  | 2.2  | 2.3  | ‡ 2.4  | 2.5  | 2.5  | 2.6  | 2.4  | 2.7  | 2.8  | 2.5  | 2.8  | 2.9  |
| <b>Pain Reliever</b>                                 | 1.0  | 1.2  | 1.2  | ‡ 1.4  | 1.6  | 1.7  | 1.9  | 1.7  | 2.0  | 2.1  | 1.9  | 2.1  | 2.1  |
| <b>Stimulant</b>                                     | 0.6  | 0.7  | 0.6  | ‡ 0.6  | 0.6  | 0.5  | 0.5  | 0.4  | 0.4  | 0.5  | 0.4  | 0.4  | 0.5  |
| <b>Sedative</b>                                      | 0.1  | 0.1  | 0.2  | ‡ 0.2  | 0.1  | 0.1  | 0.1  | 0.1  | 0.1  | 0.1  | 0.1  | 0.1  | 0.2  |
| <b>Tranquilizer</b>                                  | 0.6  | 0.6  | 0.7  | ‡ 0.7  | 0.7  | 0.6  | 0.8  | 0.7  | 0.9  | 0.8  | 0.7  | 0.7  | 0.7  |

### Estimated Lifetime Use (%)

|  | 2018 | 2017 | 2016 | 2015   | 2014 | 2013 | 2012 | 2011 | 2010 | 2009 | 2008 | 2007 | 2006 |
|--|------|------|------|--------|------|------|------|------|------|------|------|------|------|
| <b>Alcohol</b>                                       | 80.8 | 80.9 | 80.2 | 81.0   | 82.1 | 81.5 | 82.3 | 82.2 | 82.5 | 82.8 | 82.2 | 82.3 | 82.7 |
| <b>Any Tobacco</b>                                   | 61.5 | 62.7 | 62.9 | 63.9   | 66.2 | 66.8 | 66.8 | 67.5 | 68.7 | 69.1 | 69.6 | 69.5 | 70.7 |
| <b>Cigarettes</b>                                    | 55.7 | 57.1 | 57.4 | 58.5   | 61.0 | 61.8 | 61.9 | 62.8 | 64.2 | 64.6 | 65.1 | 65.3 | 66.3 |
| <b>Smokeless Tobacco</b>                             | 15.6 | 16.1 | 16.1 | ‡ 16.3 | 17.1 | 17.6 | 17.7 | 18.0 | 17.7 | 17.8 | 18.4 | 18.2 | 18.6 |
| <b>Any Illicit Drug</b>                              | 49.2 | 49.5 | 48.5 | ‡ 48.8 | 49.2 | 48.6 | 48.0 | 47.0 | 47.3 | 47.4 | 47.2 | 46.2 | 45.4 |
| <b>Marijuana</b>                                     | 45.3 | 45.2 | 44.0 | 44.0   | 44.2 | 43.7 | 42.8 | 41.9 | 42.0 | 41.7 | 41.2 | 40.6 | 39.7 |
| <b>Inhalant</b>                                      | 9.1  | 9.3  | 9.1  | ‡ 9.6  | 8.0  | 8.0  | 8.1  | 8.0  | 8.6  | 9.0  | 9.0  | 9.1  | 9.3  |
| <b>Hallucinogen</b>                                  | 15.8 | 15.5 | 15.4 | ‡ 15.3 | 15.0 | 15.1 | 14.6 | 14.1 | 14.8 | 14.9 | 14.4 | 13.8 | 14.3 |
| <b>LSD</b>   | 10.0 | 9.6  | 9.6  | 9.5    | 9.4  | 9.4  | 9.1  | 8.9  | 9.2  | 9.4  | 9.4  | 9.2  | 9.5  |
| <b>PCP</b>   | 2.2  | 2.2  | 2.4  | 2.4    | 2.4  | 2.5  | 2.5  | 2.4  | 2.5  | 2.5  | 2.7  | 2.5  | 2.7  |
| <b>Ecstasy</b>                                       | 7.3  | 7.0  | 6.9  | ‡ 6.8  | 6.6  | 6.8  | 6.2  | 5.7  | 6.3  | 5.7  | 5.2  | 5.0  | 5.0  |
| <b>Cocaine (any form)</b>                            | 14.7 | 14.9 | 14.4 | 14.5   | 14.8 | 14.3 | 14.5 | 14.3 | 14.7 | 14.6 | 14.8 | 14.5 | 14.3 |
| <b>Crack Cocaine</b>                                 | 3.4  | 3.5  | 3.3  | 3.4    | 3.6  | 3.4  | 3.5  | 3.2  | 3.6  | 3.3  | 3.4  | 3.5  | 3.5  |
| <b>Methamphetamine</b>                               | 5.4  | 5.4  | 5.4  | ‡ 5.4  | 4.9  | 4.7  | 4.7  | 4.6  | 5.1  | 5.1  | 5.1  | 5.3  | 5.8  |
| <b>Heroin</b>  | 1.9  | 1.8  | 1.8  | 1.9    | 1.8  | 1.8  | 1.8  | 1.6  | 1.6  | 1.5  | 1.5  | 1.5  | 1.5  |
| <b>Psychotherapeutics (Rx-type, non-medical use)</b> | ***  | ***  | ***  | ***    | 20.5 | 20.3 | 20.9 | 19.9 | 20.4 | 20.6 | 20.9 | 20.4 | 20.7 |
| <b>Pain Reliever</b>                                 | ***  | ***  | ***  | ***    | 13.6 | 13.5 | 14.2 | 13.3 | 13.8 | 14.0 | 14.0 | 13.4 | 13.6 |
| <b>Stimulant</b>                                     | ***  | ***  | ***  | ***    | 8.5  | 8.3  | 8.3  | 7.9  | 8.6  | 8.7  | 8.5  | 8.7  | 8.2  |
| <b>Sedative</b>                                      | ***  | ***  | ***  | ***    | 3.0  | 2.9  | 3.1  | 2.9  | 3.0  | 3.4  | 3.6  | 3.4  | 3.6  |
| <b>Tranquilizer</b>                                  | ***  | ***  | ***  | ***    | 9.4  | 9.0  | 9.1  | 8.4  | 8.7  | 8.7  | 8.6  | 8.2  | 8.7  |
| <b>Needle/Injection Drug Use</b>                     | --   | --   | 1.7  | ‡ 1.7  | 1.6  | 1.7  | 1.6  | 1.4  | 1.4  | 1.5  | 1.6  | 1.6  | 1.6  |

\* "Binge" alcohol use in the National Survey on Drug Use and Health is defined as consuming 5 or more drinks on the same occasion on at least one day in the past 30 days.

\*\* "Heavy" alcohol use is defined as consuming 5 or more drinks on the same occasion on each of 5 or more days in the past 30 days.

\*\*\* No estimate reported due to low precision or measurement issues.

‡ Data not comparable to prior years due to methodological change.

Data Source:

U.S. Department of Health and Human Services, SAMHSA, Center for Behavioral Health Statistics and Quality, National Survey on Drug Use and Health.



## SUBSTANCE USE: U.S. ADOLESCENTS AGES 12-17

### Estimated Past-Month Use (%)

|  | 2018 | 2017 | 2016 | 2015  | 2014 | 2013 | 2012 | 2011 | 2010 | 2009 | 2008 | 2007 | 2006 |
|--|------|------|------|-------|------|------|------|------|------|------|------|------|------|
| <b>Alcohol</b>                                       | 9.0  | 9.9  | 9.2  | 9.6   | 11.5 | 11.6 | 12.9 | 13.3 | 13.6 | 14.8 | 14.7 | 16.0 | 16.7 |
| <b>Binge Alcohol Use *</b>                           | 4.7  | 5.3  | 4.9  | ‡ 5.8 | 6.1  | 6.2  | 7.2  | 7.4  | 7.9  | 8.9  | 8.9  | 9.7  | 10.3 |
| <b>Heavy Alcohol Use **</b>                          | 0.5  | 0.7  | 0.8  | ‡ 0.9 | 1.0  | 1.2  | 1.3  | 1.5  | 1.7  | 2.1  | 2.0  | 2.3  | 2.4  |
| <b>Any Tobacco</b>                                   | 4.2  | 4.9  | 5.3  | 6.0   | 7.0  | 7.8  | 8.6  | 10.0 | 10.7 | 11.8 | 11.5 | 12.4 | 12.9 |
| <b>Cigarettes</b>                                    | 2.7  | 3.2  | 3.4  | 4.2   | 4.9  | 5.6  | 6.6  | 7.8  | 8.4  | 9.0  | 9.2  | 9.9  | 10.4 |
| <b>Smokeless Tobacco</b>                             | 1.1  | 1.3  | 1.4  | ‡ 1.5 | 2.0  | 2.0  | 2.1  | 2.1  | 2.3  | 2.4  | 2.2  | 2.5  | 2.4  |
| <b>Any Illicit Drug</b>                              | 8.0  | 7.9  | 7.9  | ‡ 8.8 | 9.4  | 8.8  | 9.5  | 10.1 | 10.1 | 10.1 | 9.3  | 9.5  | 9.8  |
| <b>Marijuana</b>                                     | 6.7  | 6.5  | 6.5  | 7.0   | 7.4  | 7.1  | 7.2  | 7.9  | 7.4  | 7.4  | 6.7  | 6.7  | 6.7  |
| <b>Inhalant</b>                                      | 0.7  | 0.6  | 0.6  | ‡ 0.7 | 0.6  | 0.5  | 0.8  | 0.9  | 1.1  | 1.0  | 1.1  | 1.2  | 1.3  |
| <b>Hallucinogen</b>                                  | 0.6  | 0.6  | 0.5  | ‡ 0.5 | 0.5  | 0.6  | 0.6  | 0.9  | 0.9  | 0.9  | 1.0  | 0.7  | 0.7  |
| <b>LSD</b>   | 0.2  | 0.2  | 0.2  | 0.2   | 0.3  | 0.2  | 0.1  | 0.1  | 0.2  | 0.1  | 0.2  | 0.1  | 0.1  |
| <b>PCP</b>   | 0.0  | 0.0  | 0.0  | 0.0   | 0.0  | 0.0  | 0.0  | 0.0  | 0.0  | 0.1  | 0.1  | 0.0  | 0.0  |
| <b>Ecstasy</b>                                       | 0.2  | 0.2  | 0.1  | ‡ 0.1 | 0.2  | 0.2  | 0.3  | 0.4  | 0.5  | 0.5  | 0.4  | 0.3  | 0.3  |
| <b>Cocaine (any form)</b>                            | 0.0  | 0.1  | 0.1  | 0.2   | 0.2  | 0.2  | 0.1  | 0.3  | 0.2  | 0.3  | 0.4  | 0.4  | 0.4  |
| <b>Crack Cocaine</b>                                 | ***  | ***  | 0.0  | 0.0   | 0.0  | 0.0  | ***  | 0.0  | 0.0  | 0.0  | 0.0  | 0.1  | 0.0  |
| <b>Methamphetamine</b>                               | 0.1  | 0.1  | 0.0  | ‡ 0.1 | 0.2  | 0.1  | 0.1  | 0.1  | 0.1  | 0.1  | 0.1  | 0.1  | 0.2  |
| <b>Opioids (Heroin or Pain Reliever Misuse)</b>      | 0.7  | 0.9  | 1.0  | 1.1   |      |      |      |      |      |      |      |      |      |
| <b>Heroin</b>  | 0.0  | 0.0  | 0.0  | 0.0   | 0.1  | 0.1  | ***  | 0.1  | 0.0  | 0.1  | 0.1  | 0.0  | 0.1  |
| <b>Psychotherapeutics (Rx-type, non-medical use)</b> | 1.3  | 1.5  | 1.6  | ‡ 2.0 | 2.6  | 2.2  | 2.8  | 2.8  | 3.0  | 3.1  | 2.9  | 3.3  | 3.3  |
| <b>Pain Reliever</b>                                 | 0.6  | 0.9  | 1.0  | ‡ 1.1 | 1.9  | 1.7  | 2.2  | 2.3  | 2.5  | 2.7  | 2.3  | 2.7  | 2.7  |
| <b>Stimulant</b>                                     | 0.5  | 0.5  | 0.4  | ‡ 0.5 | 0.7  | 0.3  | 0.5  | 0.4  | 0.4  | 0.5  | 0.5  | 0.5  | 0.7  |
| <b>Sedative</b>                                      | 0.0  | 0.1  | 0.1  | ‡ 0.1 | 0.2  | 0.1  | 0.1  | 0.1  | 0.1  | 0.2  | 0.1  | 0.1  | 0.2  |
| <b>Tranquilizer</b>                                  | 0.3  | 0.5  | 0.5  | ‡ 0.7 | 0.4  | 0.4  | 0.6  | 0.6  | 0.5  | 0.6  | 0.6  | 0.7  | 0.5  |

### Estimated Lifetime Use (%)

|  | 2018 | 2017 | 2016 | 2015   | 2014 | 2013 | 2012 | 2011 | 2010 | 2009 | 2008 | 2007 | 2006 |
|--|------|------|------|--------|------|------|------|------|------|------|------|------|------|
| <b>Alcohol</b>                                       | 26.3 | 27.1 | 27.0 | 28.4   | 29.6 | 30.8 | 32.4 | 34.5 | 35.2 | 38.1 | 38.3 | 39.4 | 40.4 |
| <b>Any Tobacco</b>                                   | 13.4 | 14.9 | 15.3 | 17.3   | 18.5 | 19.8 | 21.5 | 23.2 | 24.9 | 26.9 | 27.2 | 27.8 | 29.7 |
| <b>Cigarettes</b>                                    | 9.6  | 10.8 | 11.6 | 13.2   | 14.2 | 15.7 | 17.4 | 19.1 | 20.3 | 22.2 | 22.9 | 23.7 | 25.8 |
| <b>Smokeless Tobacco</b>                             | 4.4  | 5.0  | 4.7  | ‡ 5.5  | 5.7  | 6.0  | 6.4  | 6.8  | 7.2  | 7.6  | 7.2  | 7.7  | 7.1  |
| <b>Any Illicit Drug</b>                              | 23.9 | 23.9 | 23.0 | ‡ 25.3 | 23.3 | 23.3 | 24.2 | 25.5 | 25.8 | 26.9 | 26.4 | 26.3 | 27.6 |
| <b>Marijuana</b>                                     | 15.4 | 15.3 | 14.8 | 15.7   | 16.4 | 16.4 | 17.0 | 17.5 | 17.1 | 17.1 | 16.6 | 16.2 | 17.3 |
| <b>Inhalant</b>                                      | 8.5  | 8.6  | 8.3  | ‡ 9.1  | 5.3  | 5.3  | 6.5  | 7.5  | 8.3  | 9.3  | 9.3  | 9.6  | 10.1 |
| <b>Hallucinogen</b>                                  | 2.3  | 2.8  | 2.7  | ‡ 3.1  | 2.5  | 2.8  | 3.3  | 3.7  | 4.1  | 4.1  | 3.9  | 3.6  | 3.9  |
| <b>LSD</b>   | 1.3  | 1.5  | 1.2  | 1.3    | 1.2  | 0.9  | 1.0  | 0.9  | 0.9  | 1.0  | 1.1  | 0.8  | 0.9  |
| <b>PCP</b>   | 0.1  | 0.2  | 0.2  | 0.2    | 0.2  | 0.2  | 0.4  | 0.3  | 0.3  | 0.4  | 0.4  | 0.4  | 0.5  |
| <b>Ecstasy</b>                                       | 0.8  | 1.0  | 1.2  | ‡ 1.4  | 1.2  | 1.5  | 2.0  | 2.4  | 2.5  | 2.3  | 2.1  | 1.8  | 1.9  |
| <b>Cocaine (any form)</b>                            | 0.7  | 0.7  | 0.9  | 0.8    | 0.9  | 0.9  | 1.1  | 1.3  | 1.5  | 1.6  | 1.9  | 2.2  | 2.2  |
| <b>Crack Cocaine</b>                                 | 0.1  | 0.1  | 0.1  | 0.1    | 0.1  | 0.1  | 0.1  | 0.3  | 0.2  | 0.2  | 0.3  | 0.4  | 0.5  |
| <b>Methamphetamine</b>                               | 0.3  | 0.3  | 0.3  | ‡ 0.3  | 0.7  | 0.5  | 0.6  | 0.7  | 0.6  | 0.8  | 0.8  | 0.9  | 1.3  |
| <b>Heroin</b>  | 0.1  | 0.1  | 0.1  | 0.1    | 0.1  | 0.2  | 0.2  | 0.3  | 0.2  | 0.2  | 0.3  | 0.2  | 0.2  |
| <b>Psychotherapeutics (Rx-type, non-medical use)</b> | ***  | ***  | ***  | ***    | 9.2  | 8.8  | 10.0 | 10.1 | 10.6 | 11.4 | 11.2 | 11.7 | 12.5 |
| <b>Pain Reliever</b>                                 | ***  | ***  | ***  | ***    | 7.3  | 7.3  | 8.3  | 8.6  | 9.2  | 9.7  | 9.5  | 9.7  | 10.4 |
| <b>Stimulant</b>                                     | ***  | ***  | ***  | ***    | 2.1  | 1.8  | 2.0  | 2.0  | 2.2  | 2.4  | 2.7  | 2.9  | 3.7  |
| <b>Sedative</b>                                      | ***  | ***  | ***  | ***    | 0.8  | 0.5  | 0.7  | 0.6  | 0.7  | 0.9  | 0.8  | 0.8  | 0.9  |
| <b>Tranquilizer</b>                                  | ***  | ***  | ***  | ***    | 2.7  | 2.3  | 2.8  | 2.8  | 3.0  | 2.8  | 2.9  | 3.0  | 2.9  |
| <b>Needle/Injection Drug Use</b>                     | --   | --   | 0.1  | ‡ 0.1  | 0.2  | 0.2  | 0.2  | 0.2  | 0.2  | 0.2  | 0.2  | 0.2  | 0.3  |

\* "Binge" alcohol use in the National Survey on Drug Use and Health is defined as consuming 5 or more drinks on the same occasion on at least one day in the past 30 days.

\*\* "Heavy" alcohol use is defined as consuming 5 or more drinks on the same occasion on each of 5 or more days in the past 30 days.

\*\*\* No estimate reported due to low precision or measurement issues.

‡ Data not comparable to prior years due to methodological change.

Data Source:

U.S. Department of Health and Human Services, SAMHSA, Center for Behavioral Health Statistics and Quality, National Survey on Drug Use and Health.

## SUBSTANCE USE: U.S. YOUNG ADULTS AGES 18-25

### Estimated Past-Month Use (%)

|  | 2018 | 2017 | 2016 | 2015   | 2014 | 2013 | 2012 | 2011 | 2010 | 2009 | 2008 | 2007 | 2006 |
|--|------|------|------|--------|------|------|------|------|------|------|------|------|------|
| <b>Alcohol</b>                                       | 55.1 | 56.3 | 57.1 | 58.3   | 59.6 | 59.6 | 60.2 | 60.7 | 61.4 | 61.8 | 61.1 | 61.3 | 62.0 |
| <b>Binge Alcohol Use *</b>                           | 34.9 | 36.9 | 38.4 | ‡ 39.0 | 37.7 | 37.9 | 39.5 | 39.8 | 40.5 | 41.8 | 41.2 | 41.9 | 42.3 |
| <b>Heavy Alcohol Use **</b>                          | 9    | 9.6  | 10.1 | ‡ 10.9 | 10.8 | 11.3 | 12.7 | 12.1 | 13.5 | 13.8 | 14.6 | 14.8 | 15.6 |
| <b>Any Tobacco</b>                                   | 25.8 | 29.1 | 30.0 | 33.0   | 35.0 | 37.0 | 38.1 | 39.5 | 40.9 | 41.6 | 41.4 | 41.9 | 44.0 |
| <b>Cigarettes</b>                                    | 19.1 | 22.3 | 23.5 | 26.7   | 28.4 | 30.6 | 31.8 | 33.5 | 34.3 | 35.8 | 35.7 | 36.2 | 38.5 |
| <b>Smokeless Tobacco</b>                             | 4.4  | 4.8  | 5.2  | ‡ 5.4  | 5.6  | 5.8  | 5.5  | 5.4  | 6.4  | 6.1  | 5.3  | 5.2  | 5.2  |
| <b>Any Illicit Drug</b>                              | 23.9 | 24.2 | 23.2 | ‡ 22.3 | 22.0 | 21.5 | 21.3 | 21.4 | 21.6 | 21.4 | 19.7 | 19.8 | 19.8 |
| <b>Marijuana</b>                                     | 22.1 | 22.1 | 20.8 | 19.8   | 19.6 | 19.1 | 18.7 | 19.0 | 18.5 | 18.2 | 16.6 | 16.5 | 16.3 |
| <b>Inhalant</b>                                      | 0.4  | 0.5  | 0.4  | ‡ 0.4  | 0.2  | 0.3  | 0.4  | 0.4  | 0.4  | 0.4  | 0.3  | 0.4  | 0.4  |
| <b>Hallucinogen</b>                                  | 1.7  | 1.7  | 1.9  | ‡ 1.8  | 1.4  | 1.8  | 1.7  | 1.6  | 2.0  | 1.8  | 1.7  | 1.5  | 1.7  |
| <b>LSD</b>   | 0.7  | 0.8  | 0.6  | 0.6    | 0.3  | 0.3  | 0.3  | 0.3  | 0.3  | 0.3  | 0.3  | 0.2  | 0.2  |
| <b>PCP</b>   | ***  | ***  | ***  | 0.0    | 0.0  | 0.9  | 0.0  | 0.0  | 0.0  | 0.0  | 0.0  | 0.0  | 0.0  |
| <b>Ecstasy</b>                                       | 0.7  | 0.7  | 0.9  | ‡ 0.9  | 0.8  | 0.9  | 1.0  | 0.9  | 1.2  | 1.1  | 0.9  | 0.7  | 1.0  |
| <b>Cocaine (any form)</b>                            | 1.5  | 1.9  | 1.6  | 1.7    | 1.4  | 1.1  | 1.1  | 1.4  | 1.5  | 1.4  | 1.6  | 1.7  | 2.2  |
| <b>Crack Cocaine</b>                                 | 0.1  | 0.1  | 0.0  | 0.1    | 0.1  | 0.1  | 0.1  | 0.1  | 0.2  | 0.1  | 0.2  | 0.2  | 0.2  |
| <b>Methamphetamine</b>                               | 0.3  | 0.4  | 0.2  | ‡ 0.4  | 0.2  | 0.3  | 0.3  | 0.2  | 0.2  | 0.2  | 0.2  | 0.4  | 0.6  |
| <b>Opioids (Heroin or Pain Reliever Misuse)</b>      | 1.5  | 2.0  | 2.0  | 2.5    |      |      |      |      |      |      |      |      |      |
| <b>Heroin</b>  | 0.2  | 0.3  | 0.3  | 0.3    | 0.2  | 0.3  | 0.4  | 0.3  | 0.3  | 0.2  | 0.2  | 0.1  | 0.2  |
| <b>Psychotherapeutics (Rx-type, non-medical use)</b> | 3.7  | 4.5  | 4.6  | ‡ 5.1  | 4.4  | 4.8  | 5.3  | 5.0  | 5.9  | 6.4  | 5.9  | 5.9  | 6.5  |
| <b>Pain Reliever</b>                                 | 1.4  | 1.8  | 1.8  | ‡ 2.4  | 2.8  | 3.3  | 3.8  | 3.6  | 4.4  | 4.8  | 4.5  | 4.6  | 5.0  |
| <b>Stimulant</b>                                     | 1.7  | 2.1  | 2.2  | ‡ 2.2  | 1.2  | 1.3  | 1.2  | 1.0  | 1.2  | 1.3  | 1.1  | 1.1  | 1.4  |
| <b>Sedative</b>                                      | 0.1  | 0.2  | 0.1  | ‡ 0.2  | 0.2  | 0.1  | 0.1  | 0.1  | 0.2  | 0.2  | 0.2  | 0.2  | 0.2  |
| <b>Tranquilizer</b>                                  | 1.2  | 1.6  | 1.5  | ‡ 1.7  | 1.2  | 1.2  | 1.6  | 1.6  | 1.7  | 1.9  | 1.7  | 1.7  | 2.0  |

### Estimated Lifetime Use (%)

|  | 2018 | 2017 | 2016 | 2015   | 2014 | 2013 | 2012 | 2011 | 2010 | 2009 | 2008 | 2007 | 2006 |
|--|------|------|------|--------|------|------|------|------|------|------|------|------|------|
| <b>Alcohol</b>                                       | 79.7 | 81.1 | 81.3 | 82.4   | 83.4 | 83.8 | 84.4 | 84.3 | 85.7 | 85.8 | 85.6 | 85.2 | 86.5 |
| <b>Any Tobacco</b>                                   | 55.0 | 57.9 | 59.3 | 61.7   | 63.8 | 65.1 | 66.3 | 67.9 | 68.6 | 69.6 | 70.2 | 70.3 | 71.8 |
| <b>Cigarettes</b>                                    | 45.9 | 49.5 | 50.5 | 53.3   | 56.1 | 57.9 | 59.5 | 61.0 | 62.1 | 63.7 | 64.2 | 64.7 | 66.6 |
| <b>Smokeless Tobacco</b>                             | 16.5 | 18.0 | 18.2 | ‡ 19.6 | 19.4 | 20.3 | 19.9 | 20.4 | 20.9 | 21.0 | 20.3 | 20.1 | 20.2 |
| <b>Any Illicit Drug</b>                              | 55.6 | 57.0 | 56.3 | ‡ 57.5 | 57.9 | 57.0 | 57.8 | 56.9 | 57.3 | 58.5 | 57.0 | 57.5 | 59.0 |
| <b>Marijuana</b>                                     | 51.5 | 52.7 | 51.8 | 52.7   | 52.6 | 51.9 | 52.2 | 51.9 | 51.4 | 52.6 | 50.8 | 50.9 | 52.5 |
| <b>Inhalant</b>                                      | 9.0  | 9.5  | 9.8  | ‡ 9.9  | 7.0  | 7.5  | 8.4  | 9.1  | 10.0 | 10.8 | 10.5 | 11.3 | 12.5 |
| <b>Hallucinogen</b>                                  | 16.4 | 17.1 | 17.2 | ‡ 18.6 | 16.6 | 17.6 | 17.6 | 17.6 | 18.5 | 19.1 | 17.8 | 19.2 | 20.2 |
| <b>LSD</b>   | 9.8  | 9.1  | 8.3  | 7.7    | 7.0  | 6.5  | 5.9  | 6.0  | 6.4  | 6.9  | 6.6  | 7.3  | 8.9  |
| <b>PCP</b>   | 0.6  | 0.8  | 0.7  | 0.8    | 0.9  | 0.9  | 1.0  | 1.0  | 1.3  | 1.4  | 1.6  | 1.6  | 1.9  |
| <b>Ecstasy</b>                                       | 10.5 | 12.0 | 11.6 | ‡ 13.1 | 12.0 | 12.8 | 12.9 | 12.3 | 12.4 | 12.5 | 12.2 | 12.8 | 13.4 |
| <b>Cocaine (any form)</b>                            | 11.4 | 12.0 | 11.3 | 11.7   | 11.1 | 11.6 | 12.3 | 12.4 | 13.4 | 14.9 | 14.5 | 15.0 | 15.7 |
| <b>Crack Cocaine</b>                                 | 1.0  | 1.3  | 1.1  | 1.5    | 1.6  | 1.6  | 1.9  | 2.1  | 2.6  | 2.9  | 2.8  | 3.0  | 3.6  |
| <b>Methamphetamine</b>                               | 2.5  | 3.0  | 2.4  | ‡ 3.3  | 3.0  | 3.0  | 3.1  | 3.4  | 4.0  | 4.5  | 4.7  | 5.6  | 6.4  |
| <b>Heroin</b>  | 1.3  | 1.8  | 1.6  | 1.8    | 2.0  | 1.8  | 1.9  | 1.7  | 1.8  | 1.7  | 1.4  | 1.5  | 1.6  |
| <b>Psychotherapeutics (Rx-type, non-medical use)</b> | ***  | ***  | ***  | ***    | 26.3 | 26.6 | 28.1 | 27.3 | 28.9 | 29.5 | 29.4 | 30.0 | 30.7 |
| <b>Pain Reliever</b>                                 | ***  | ***  | ***  | ***    | 20.2 | 20.8 | 22.4 | 22.2 | 23.9 | 24.5 | 24.6 | 24.9 | 25.5 |
| <b>Stimulant</b>                                     | ***  | ***  | ***  | ***    | 9.0  | 9.4  | 9.8  | 9.2  | 10.4 | 10.7 | 10.6 | 10.9 | 12.0 |
| <b>Sedative</b>                                      | ***  | ***  | ***  | ***    | 1.3  | 1.3  | 1.2  | 1.4  | 1.4  | 1.6  | 1.6  | 1.8  | 1.9  |
| <b>Tranquilizer</b>                                  | ***  | ***  | ***  | ***    | 12.5 | 12.0 | 12.8 | 12.3 | 13.1 | 12.8 | 12.2 | 12.7 | 13.1 |
| <b>Needle/Injection Drug Use</b>                     | --   | --   | 1.1  | ‡ 1.1  | 1.3  | 1.4  | 1.3  | 1.2  | 1.1  | 1.3  | 0.9  | 1.3  | 1.2  |

\* "Binge" alcohol use in the National Survey on Drug Use and Health is defined as consuming 5 or more drinks on the same occasion on at least one day in the past 30 days.

\*\* "Heavy" alcohol use is defined as consuming 5 or more drinks on the same occasion on each of 5 or more days in the past 30 days.

\*\*\* No estimate reported due to low precision or measurement issues.

‡ Data not comparable to prior years due to methodological change.

Data Source:

U.S. Department of Health and Human Services, SAMHSA, Center for Behavioral Health Statistics and Quality, National Survey on Drug Use and Health.

## SUBSTANCE USE: U.S. ADULTS AGES 26 AND OLDER

### Estimated Past-Month Use (%)

|  | 2018 | 2017 | 2016 | 2015   | 2014 | 2013 | 2012 | 2011 | 2010 | 2009 | 2008 | 2007 | 2006 |
|--|------|------|------|--------|------|------|------|------|------|------|------|------|------|
| <b>Alcohol</b>                                       | 55.3 | 55.8 | 54.6 | 55.6   | 56.5 | 55.9 | 55.6 | 55.1 | 54.9 | 54.9 | 54.7 | 54.1 | 53.7 |
| <b>Binge Alcohol Use *</b>                           | 25.1 | 24.7 | 24.2 | ‡ 24.8 | 22.5 | 22.4 | 22.1 | 21.6 | 21.9 | 22.4 | 22.2 | 22.0 | 21.4 |
| <b>Heavy Alcohol Use **</b>                          | 6.2  | 6.2  | 6.0  | ‡ 6.4  | 6.0  | 6.1  | 6.1  | 5.7  | 6.1  | 6.2  | 6.3  | 6.1  | 6.0  |
| <b>Any Tobacco</b>                                   | 22.8 | 23.4 | 24.6 | 24.5   | 25.8 | 25.7 | 27.0 | 26.3 | 27.2 | 27.3 | 28.4 | 28.6 | 29.4 |
| <b>Cigarettes</b>                                    | 18.5 | 18.9 | 20.2 | 20.0   | 21.5 | 21.6 | 22.4 | 21.9 | 22.8 | 23.0 | 23.8 | 24.1 | 24.7 |
| <b>Smokeless Tobacco</b>                             | 2.9  | 3.1  | 3.1  | ‡ 3.2  | 3.0  | 3.1  | 3.3  | 3.0  | 3.1  | 3.1  | 3.3  | 3.0  | 3.1  |
| <b>Any Illicit Drug</b>                              | 10.1 | 9.5  | 8.9  | ‡ 8.2  | 8.3  | 7.3  | 7.0  | 6.3  | 6.6  | 6.3  | 5.9  | 5.8  | 6.1  |
| <b>Marijuana</b>                                     | 8.6  | 7.9  | 7.2  | 6.5    | 6.6  | 5.6  | 5.3  | 4.8  | 4.8  | 4.6  | 4.2  | 3.9  | 4.2  |
| <b>Inhalant</b>                                      | 0.1  | 0.1  | 0.2  | ‡ 0.1  | 0.2  | 0.1  | 0.1  | 0.1  | 0.1  | 0.1  | 0.1  | 0.1  | 0.2  |
| <b>Hallucinogen</b>                                  | 0.4  | 0.3  | 0.3  | ‡ 0.2  | 0.3  | 0.3  | 0.2  | 0.1  | 0.2  | 0.2  | 0.1  | 0.2  | 0.1  |
| <b>LSD</b>   | 0.1  | 0.1  | 0.1  | 0.0    | 0.1  | 0.0  | 0.0  | 0.0  | ***  | 0.0  | ***  | 0.0  | 0.0  |
| <b>PCP</b>   | 0.0  | 0.0  | 0.0  | 0.0    | ***  | 0.0  | 0.0  | ***  | 0.0  | 0.0  | ***  | 0.0  | 0.0  |
| <b>Ecstasy</b>                                       | 0.2  | 0.1  | 0.1  | ‡ 0.1  | 0.1  | 0.1  | 0.1  | 0.1  | 0.1  | 0.1  | 0.1  | 0.1  | 0.1  |
| <b>Cocaine (any form)</b>                            | 0.7  | 0.7  | 0.6  | 0.6    | 0.5  | 0.5  | 0.6  | 0.4  | 0.5  | 0.6  | 0.7  | 0.7  | 0.8  |
| <b>Crack Cocaine</b>                                 | 0.2  | 0.2  | 0.2  | 0.2    | 0.2  | 0.2  | 0.2  | 0.1  | 0.2  | 0.2  | 0.2  | 0.3  | 0.3  |
| <b>Methamphetamine</b>                               | 0.4  | 0.3  | 0.3  | ‡ 0.4  | 0.2  | 0.2  | 0.2  | 0.2  | 0.1  | 0.2  | 0.1  | 0.2  | 0.3  |
| <b>Opioids (Heroin or Pain Reliever Misuse)</b>      | 1.1  | 1.2  | 1.3  | 1.3    |      |      |      |      |      |      |      |      |      |
| <b>Heroin</b>  | 0.1  | 0.2  | 0.2  | 0.1    | 0.2  | 0.1  | 0.1  | 0.1  | 0.1  | 0.1  | 0.1  | 0.1  | 0.1  |
| <b>Psychotherapeutics (Rx-type, non-medical use)</b> | 1.8  | 1.9  | 2.0  | ‡ 2.0  | 2.1  | 2.1  | 2.1  | 1.9  | 2.2  | 2.1  | 1.9  | 2.2  | 2.2  |
| <b>Pain Reliever</b>                                 | 1.0  | 1.1  | 1.2  | ‡ 1.3  | 1.4  | 1.5  | 1.5  | 1.4  | 1.5  | 1.6  | 1.4  | 1.6  | 1.5  |
| <b>Stimulant</b>                                     | 0.4  | 0.5  | 0.4  | ‡ 0.4  | 0.5  | 0.4  | 0.3  | 0.3  | 0.3  | 0.4  | 0.2  | 0.3  | 0.4  |
| <b>Sedative</b>                                      | 0.1  | 0.1  | 0.2  | ‡ 0.2  | 0.1  | 0.1  | 0.1  | 0.1  | 0.1  | 0.1  | 0.1  | 0.1  | 0.2  |
| <b>Tranquilizer</b>                                  | 0.5  | 0.5  | 0.6  | ‡ 0.5  | 0.7  | 0.6  | 0.7  | 0.6  | 0.7  | 0.7  | 0.6  | 0.6  | 0.5  |

### Estimated Lifetime Use (%)

|  | 2018 | 2017 | 2016 | 2015   | 2014 | 2013 | 2012 | 2011 | 2010 | 2009 | 2008 | 2007 | 2006 |
|--|------|------|------|--------|------|------|------|------|------|------|------|------|------|
| <b>Alcohol</b>                                       | 87.3 | 87.1 | 86.4 | 87.1   | 88.3 | 87.3 | 88.1 | 87.9 | 87.9 | 88.0 | 87.3 | 87.5 | 87.7 |
| <b>Any Tobacco</b>                                   | 68.1 | 69.0 | 69.1 | 69.9   | 72.3 | 72.9 | 72.5 | 73.0 | 74.2 | 74.4 | 75.0 | 75.0 | 76.0 |
| <b>Cigarettes</b>                                    | 62.6 | 63.8 | 64.0 | 64.7   | 67.5 | 68.1 | 67.9 | 68.6 | 70.0 | 70.1 | 70.7 | 70.9 | 71.7 |
| <b>Smokeless Tobacco</b>                             | 16.7 | 17.1 | 17.1 | ‡ 17.0 | 18.1 | 18.5 | 18.7 | 18.9 | 18.5 | 18.5 | 19.5 | 19.3 | 19.9 |
| <b>Any Illicit Drug</b>                              | 51.2 | 51.3 | 50.2 | ‡ 50.1 | 50.8 | 50.2 | 49.3 | 48.0 | 48.2 | 48.0 | 48.2 | 46.9 | 45.5 |
| <b>Marijuana</b>                                     | 47.8 | 47.5 | 46.2 | 46.0   | 46.1 | 45.7 | 44.4 | 43.2 | 43.5 | 42.9 | 42.7 | 42.1 | 40.6 |
| <b>Inhalant</b>                                      | 9.1  | 9.3  | 9.0  | ‡ 9.6  | 8.5  | 8.4  | 8.3  | 7.8  | 8.3  | 8.6  | 8.6  | 8.6  | 8.6  |
| <b>Hallucinogen</b>                                  | 17.3 | 16.7 | 16.6 | ‡ 16.2 | 16.2 | 16.2 | 15.4 | 14.8 | 15.5 | 15.4 | 15.2 | 14.2 | 14.7 |
| <b>LSD</b>   | 11.0 | 10.6 | 10.8 | 10.7   | 10.9 | 11.0 | 10.7 | 10.4 | 10.7 | 10.9 | 11.0 | 10.6 | 10.8 |
| <b>PCP</b>   | 2.7  | 2.7  | 2.9  | 2.9    | 2.9  | 3.0  | 3.0  | 2.9  | 2.9  | 2.9  | 3.1  | 2.9  | 3.1  |
| <b>Ecstasy</b>                                       | 7.5  | 7.0  | 6.7  | ‡ 6.5  | 6.4  | 6.4  | 5.6  | 4.9  | 5.7  | 4.9  | 4.4  | 4.1  | 3.9  |
| <b>Cocaine (any form)</b>                            | 16.8 | 17.0 | 16.6 | 16.6   | 17.1 | 16.5 | 16.5 | 16.3 | 16.6 | 16.2 | 16.5 | 16.1 | 15.7 |
| <b>Crack Cocaine</b>                                 | 4.1  | 4.3  | 4.0  | 4.1    | 4.3  | 4.1  | 4.2  | 3.7  | 4.2  | 3.8  | 3.9  | 4.0  | 3.9  |
| <b>Methamphetamine</b>                               | 6.5  | 6.4  | 6.5  | ‡ 6.4  | 5.7  | 5.5  | 5.5  | 5.3  | 5.9  | 5.8  | 5.7  | 5.8  | 6.3  |
| <b>Heroin</b>  | 2.2  | 2.2  | 2.1  | 2.1    | 2.0  | 2.0  | 1.9  | 1.8  | 1.8  | 1.6  | 1.7  | 1.7  | 1.7  |
| <b>Psychotherapeutics (Rx-type, non-medical use)</b> | ***  | ***  | ***  | ***    | 20.9 | 20.6 | 21.0 | 19.8 | 20.2 | 20.3 | 20.7 | 19.9 | 20.1 |
| <b>Pain Reliever</b>                                 | ***  | ***  | ***  | ***    | 13.3 | 13.0 | 13.6 | 12.4 | 12.6 | 12.7 | 12.8 | 11.9 | 12.0 |
| <b>Stimulant</b>                                     | ***  | ***  | ***  | ***    | 9.2  | 8.8  | 8.8  | 8.4  | 9.1  | 9.2  | 8.9  | 9.1  | 9.4  |
| <b>Sedative</b>                                      | ***  | ***  | ***  | ***    | 3.5  | 3.4  | 3.7  | 3.5  | 3.6  | 4.1  | 4.3  | 4.0  | 4.3  |
| <b>Tranquilizer</b>                                  | ***  | ***  | ***  | ***    | 9.7  | 9.2  | 9.2  | 8.4  | 8.7  | 8.7  | 8.7  | 8.1  | 8.7  |
| <b>Needle/Injection Drug Use</b>                     | --   | --   | 2.0  | ‡ 1.9  | 1.8  | 1.9  | 1.8  | 1.6  | 1.6  | 1.7  | 2.0  | 1.9  | 1.8  |

\* "Binge" alcohol use in the National Survey on Drug Use and Health is defined as consuming 5 or more drinks on the same occasion on at least one day in the past 30 days.

\*\* "Heavy" alcohol use is defined as consuming 5 or more drinks on the same occasion on each of 5 or more days in the past 30 days.

\*\*\* No estimate reported due to low precision or measurement issues.

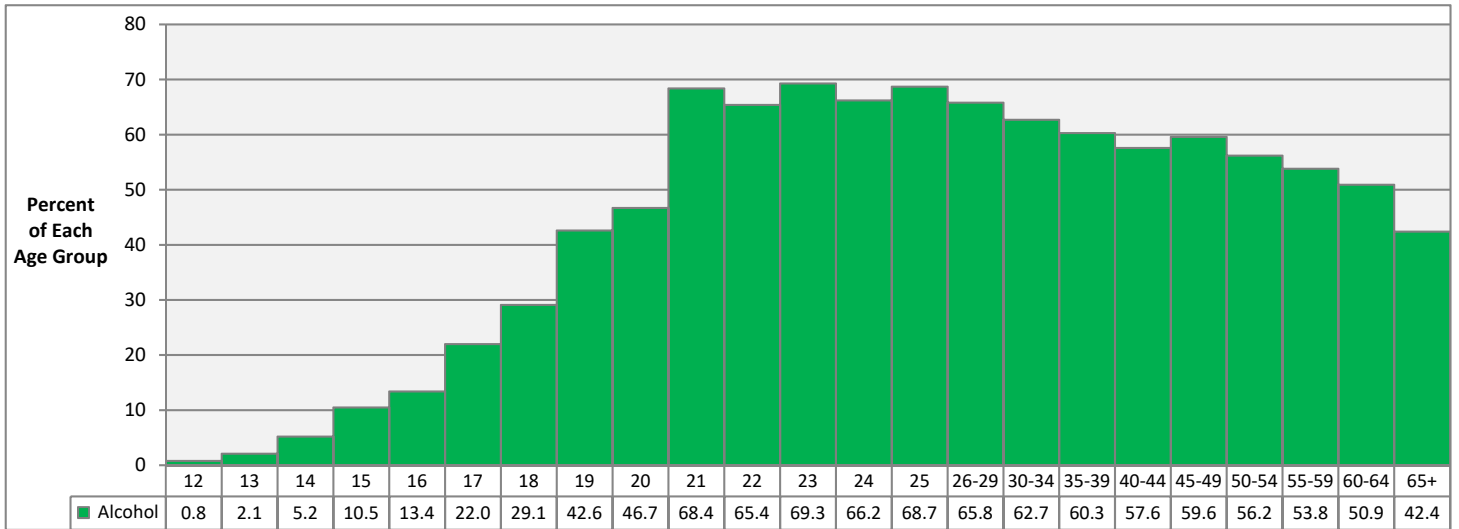
‡ Data not comparable to prior years due to methodological change.

Data Source:

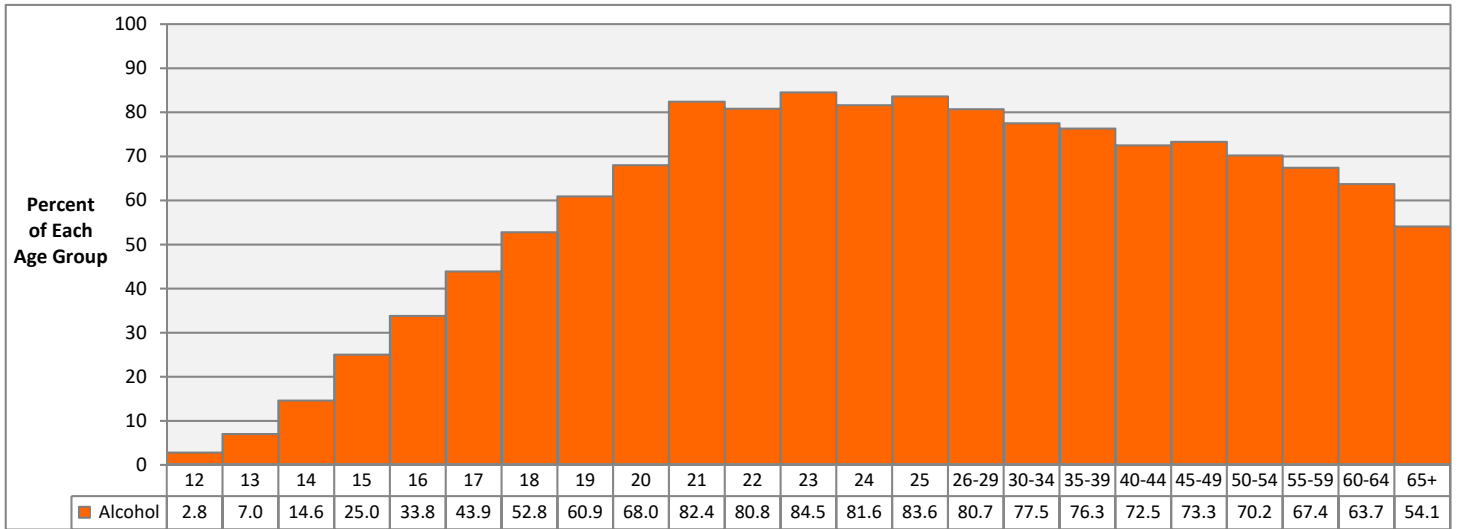
U.S. Department of Health and Human Services, SAMHSA, Center for Behavioral Health Statistics and Quality, National Survey on Drug Use and Health.

## ALCOHOL USE

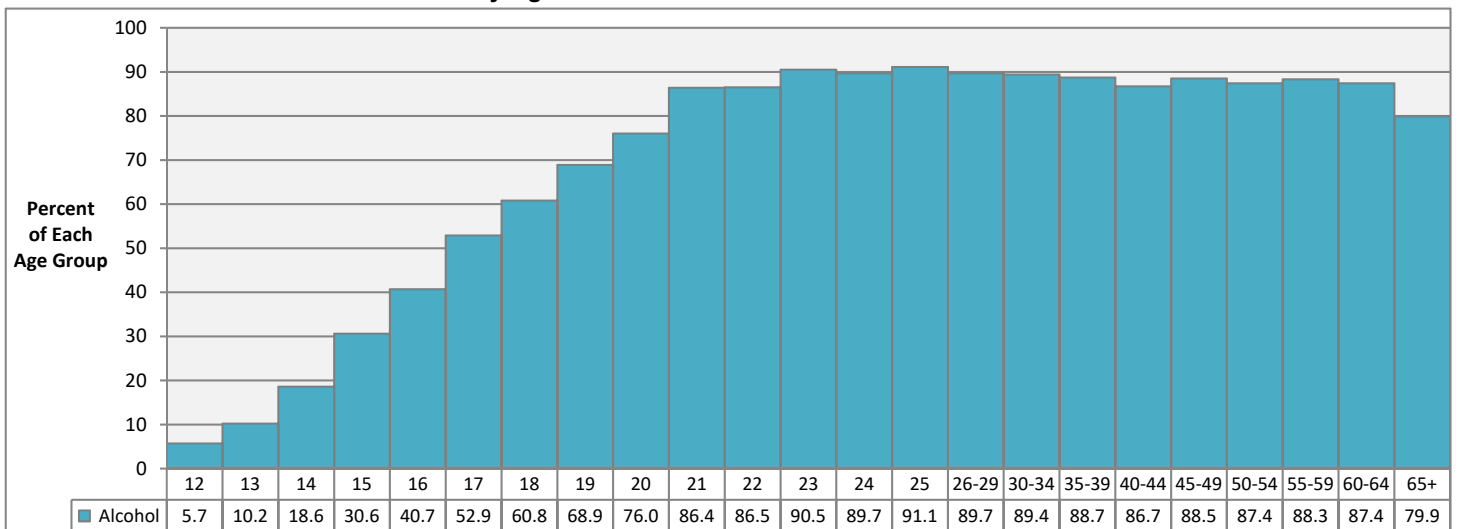
**Past-Month Use of Alcohol in the United States by Age**



**Past-Year Use of Alcohol in the United States by Age**



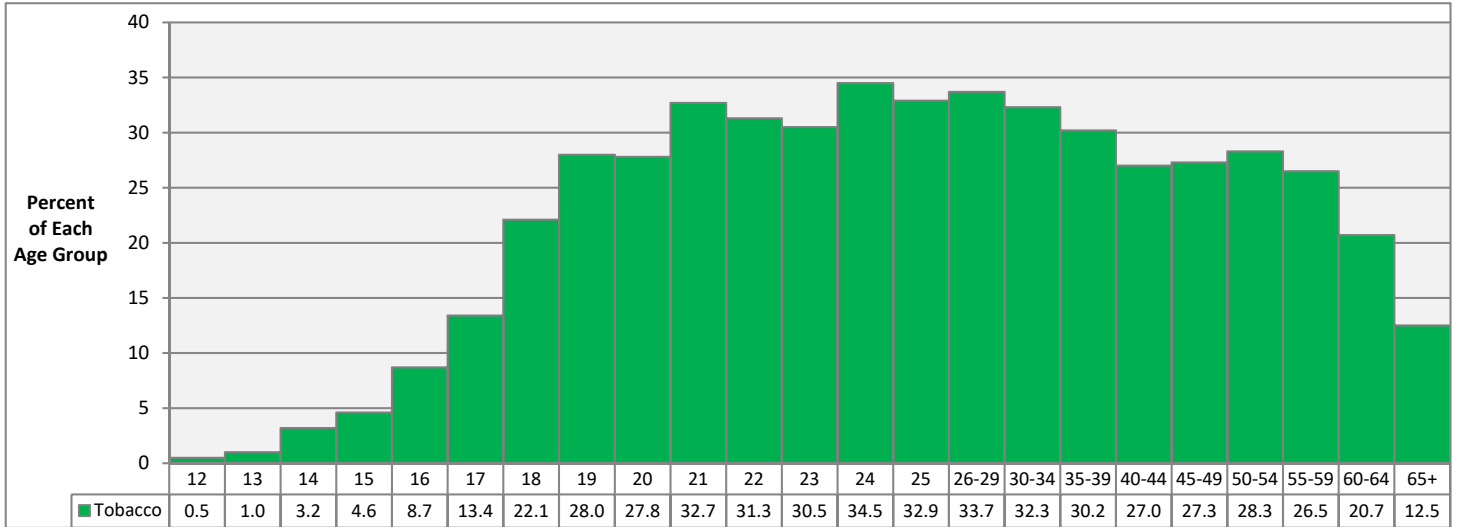
**Lifetime Use of Alcohol in the United States by Age**



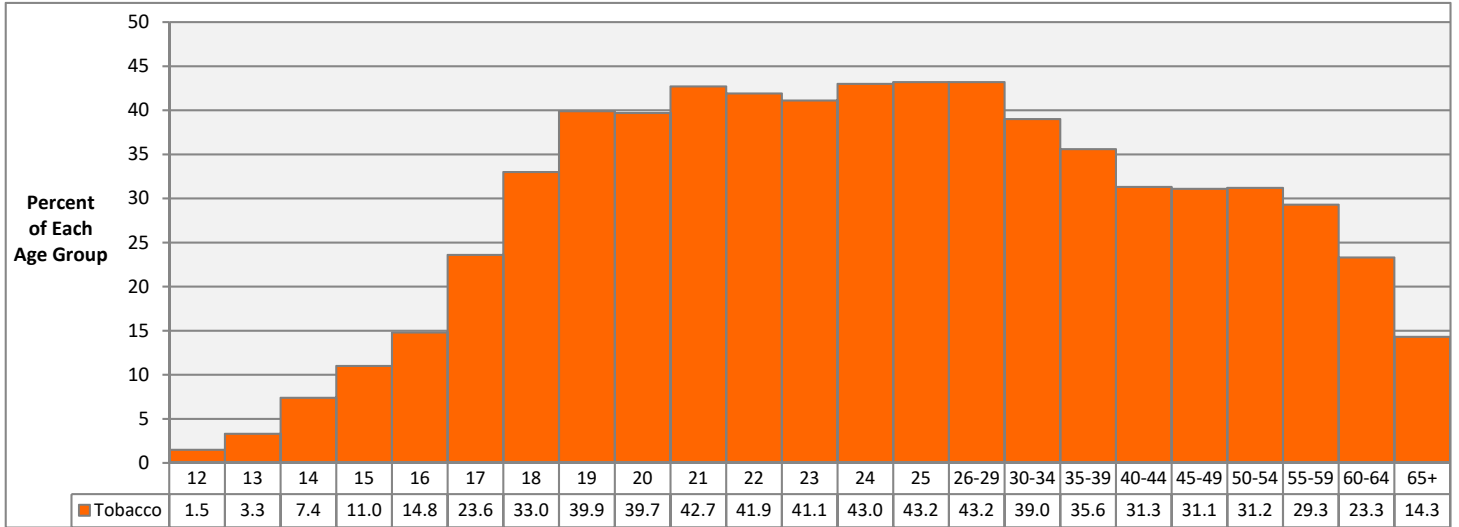
Data Source: U.S. Dept of Health and Human Services, SAMHSA. National Survey on Drug Use and Health (NSDUH).  
 Estimates are based on surveys conducted in 2016.  
 A value of 0.0 indicates estimate is less than 0.05% or estimate is not provided due to low precision.

## TOBACCO USE

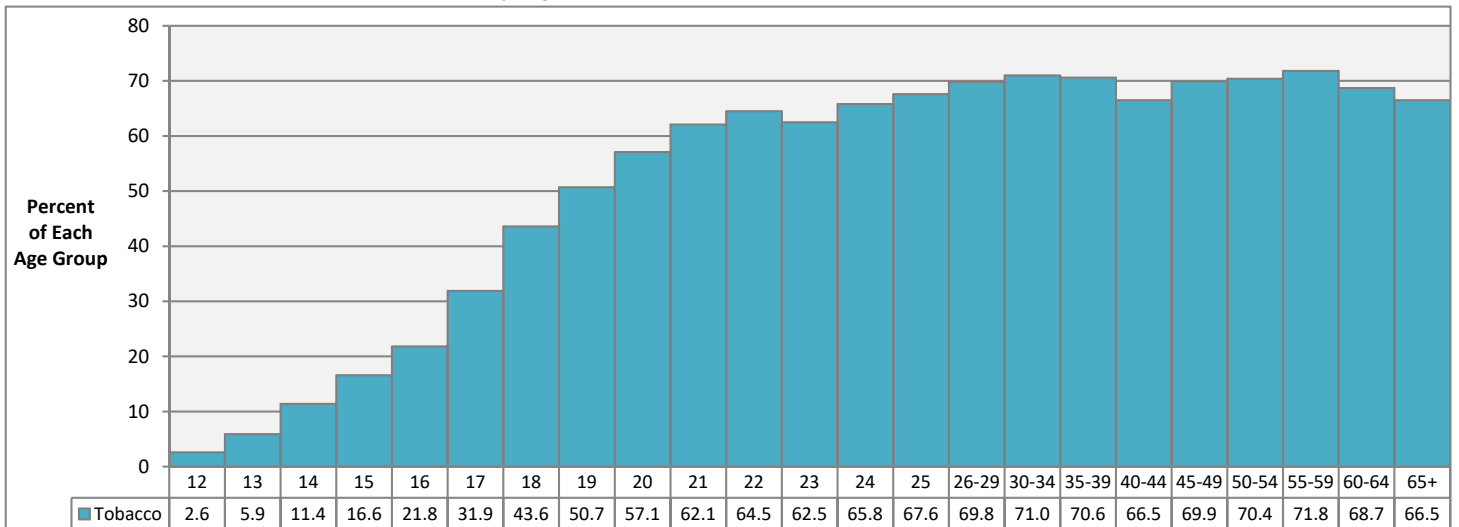
**Past-Month Use of Tobacco in the United States by Age**



**Past-Year Use of Tobacco in the United States by Age**



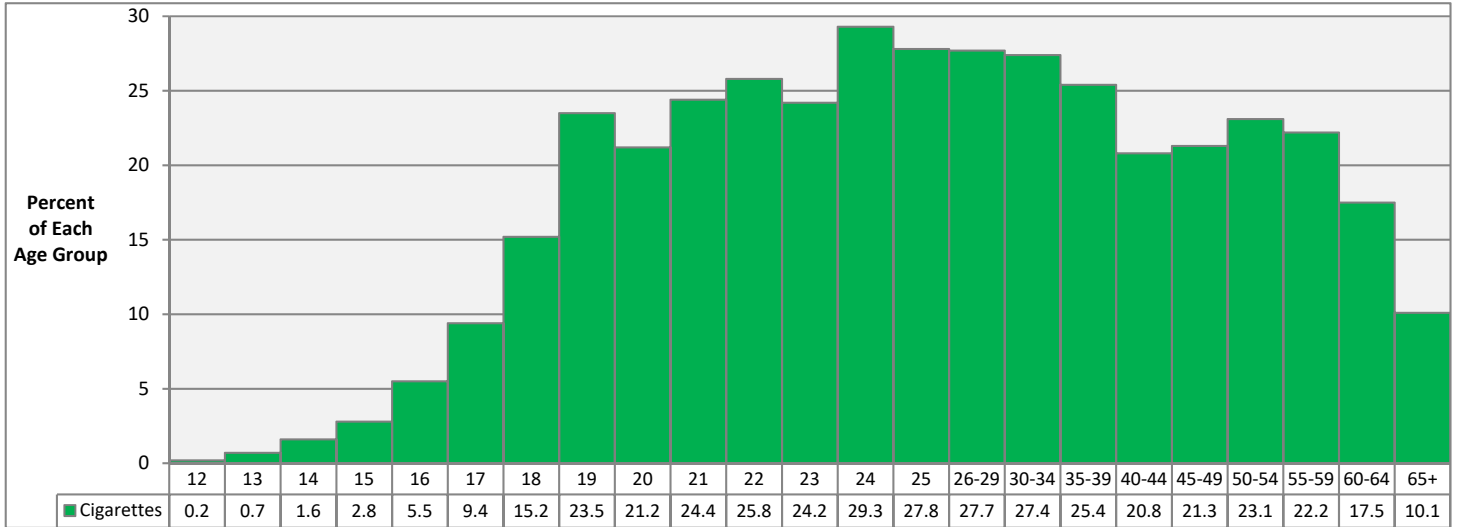
**Lifetime Use of Tobacco in the United States by Age**



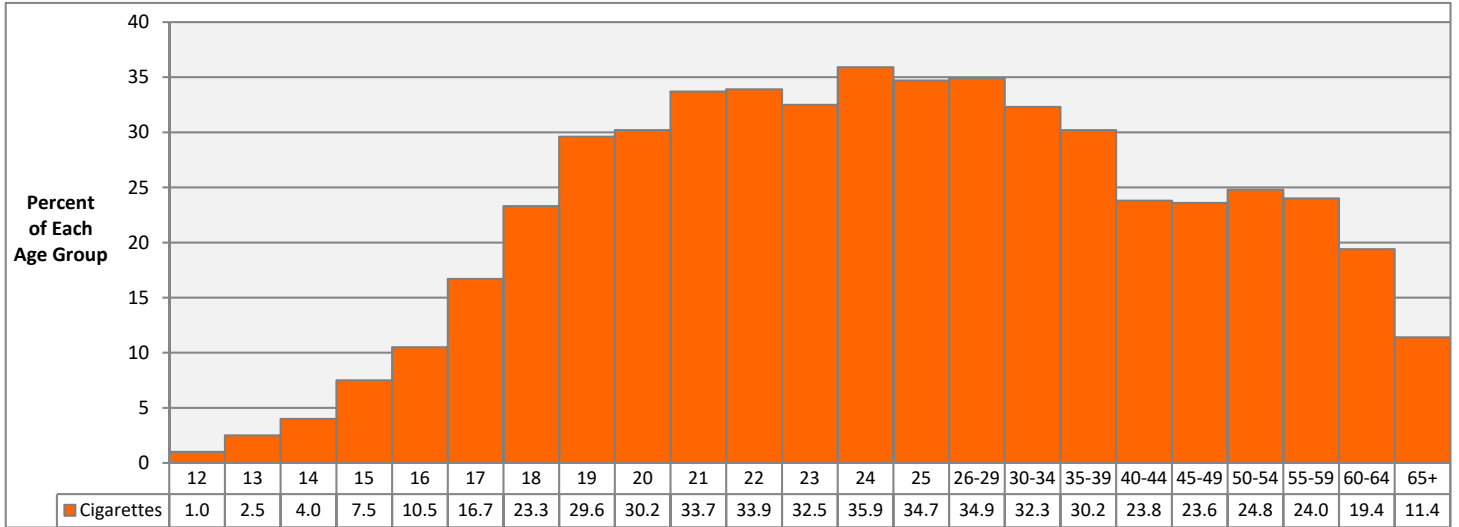
Data Source: U.S. Dept of Health and Human Services, SAMHSA. National Survey on Drug Use and Health (NSDUH).  
 Estimates are based on surveys conducted in 2016.  
 A value of 0.0 indicates estimate is less than 0.05% or estimate is not provided due to low precision.

## CIGARETTE USE

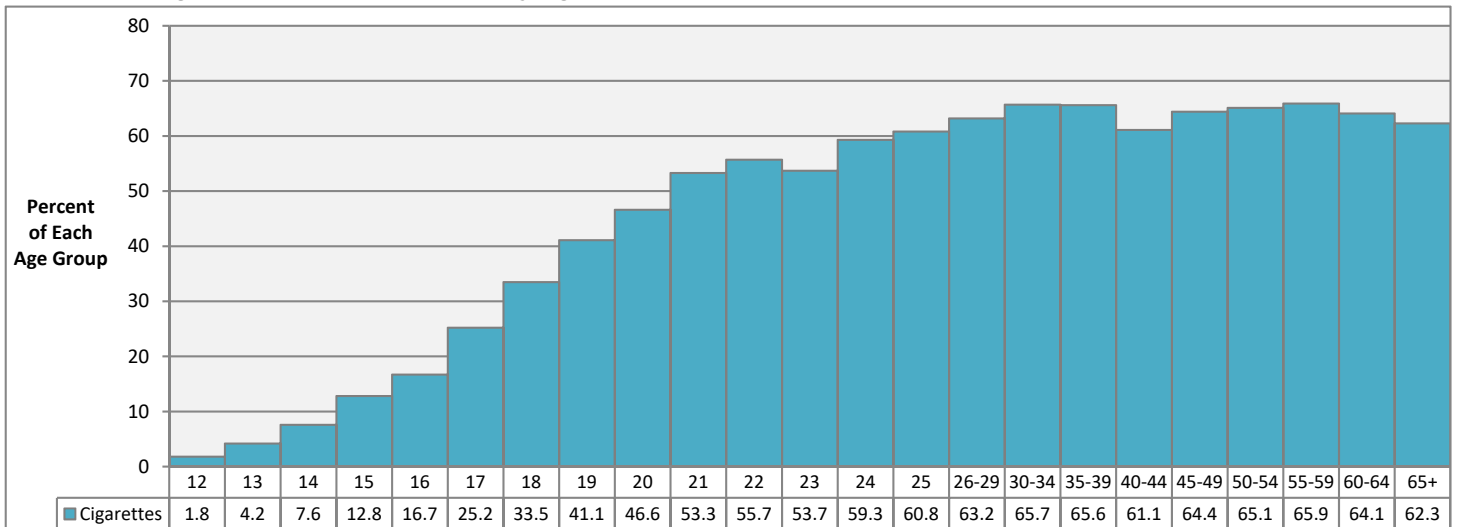
**Past-Month Use of Cigarettes in the United States by Age**



**Past-Year Use of Cigarettes in the United States by Age**



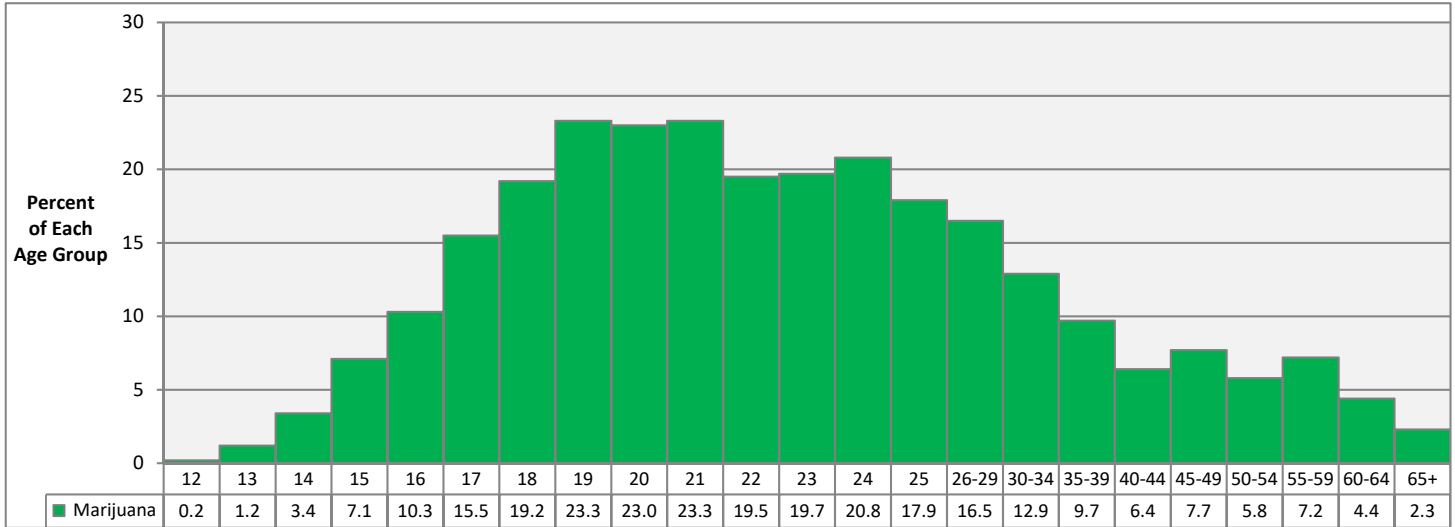
**Lifetime Use of Cigarettes in the United States by Age**



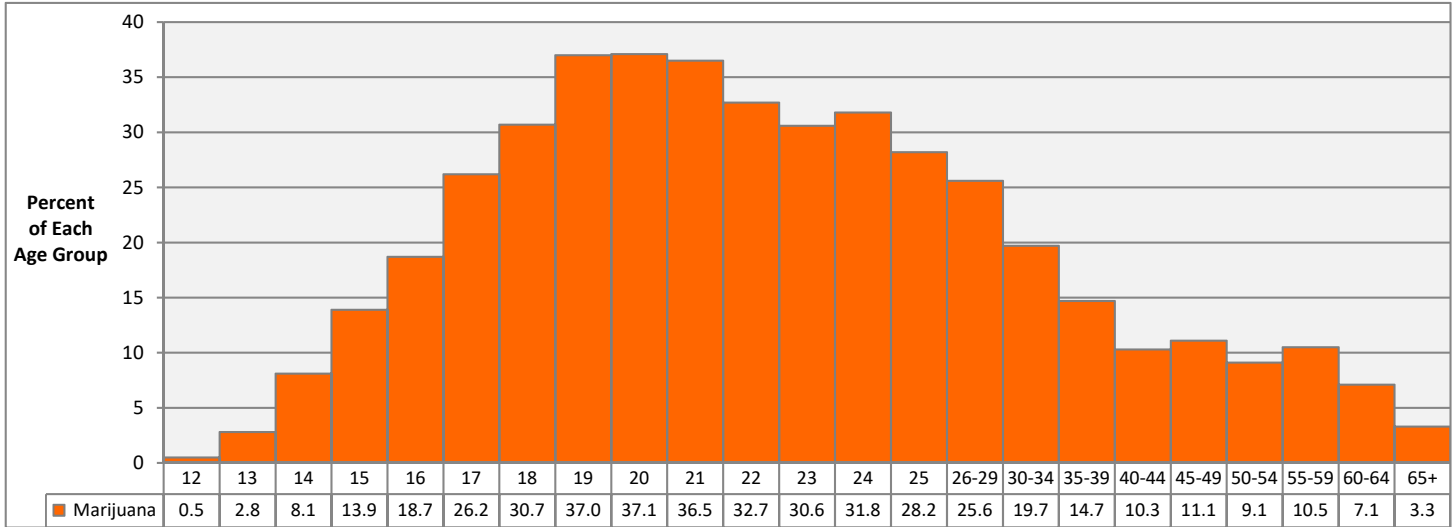
Data Source: U.S. Dept of Health and Human Services, SAMHSA. National Survey on Drug Use and Health (NSDUH).  
 Estimates are based on surveys conducted in 2016.  
 A value of 0.0 indicates estimate is less than 0.05% or estimate is not provided due to low precision.

## MARIJUANA USE

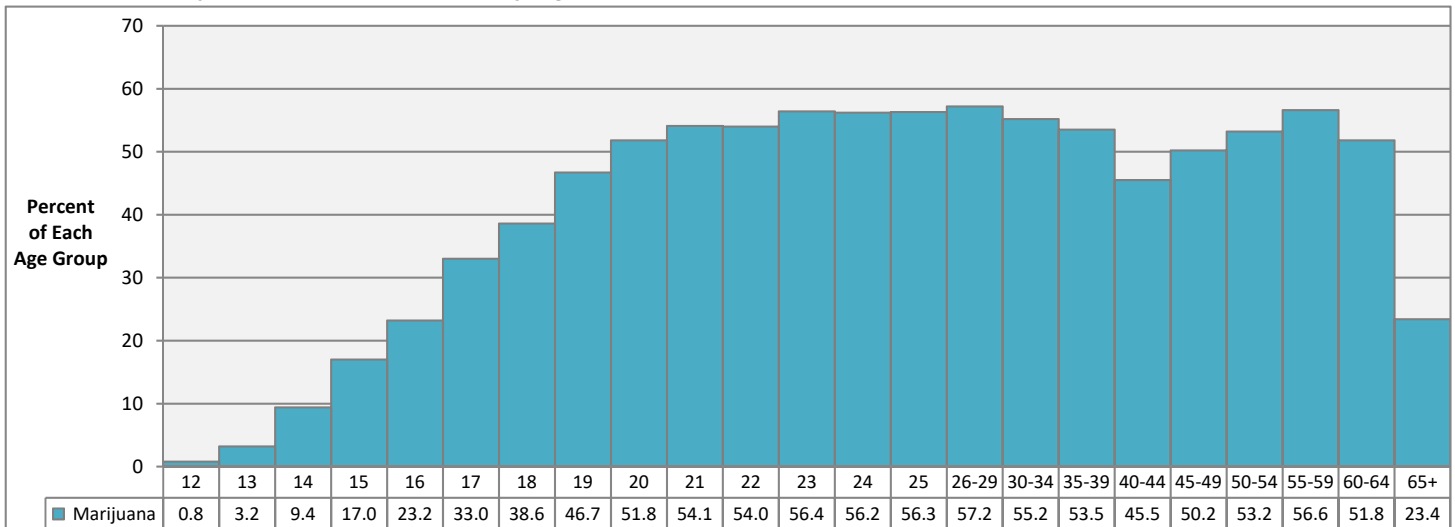
**Past-Month Use of Marijuana in the United States by Age**



**Past-Year Use of Marijuana in the United States by Age**



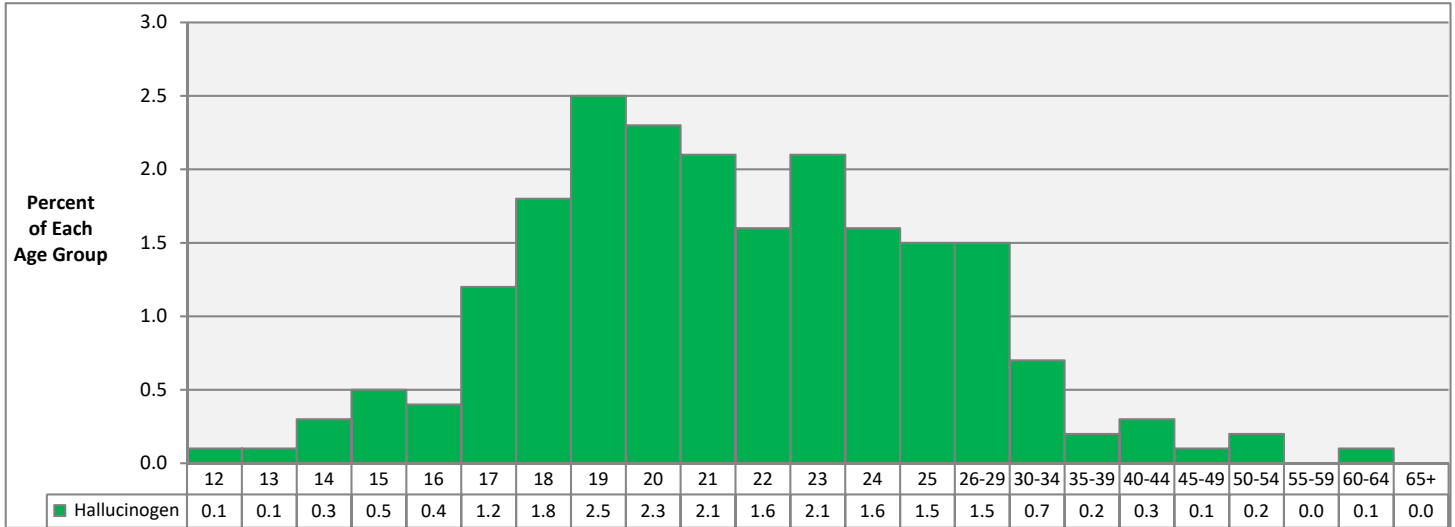
**Lifetime Use of Marijuana in the United States by Age**



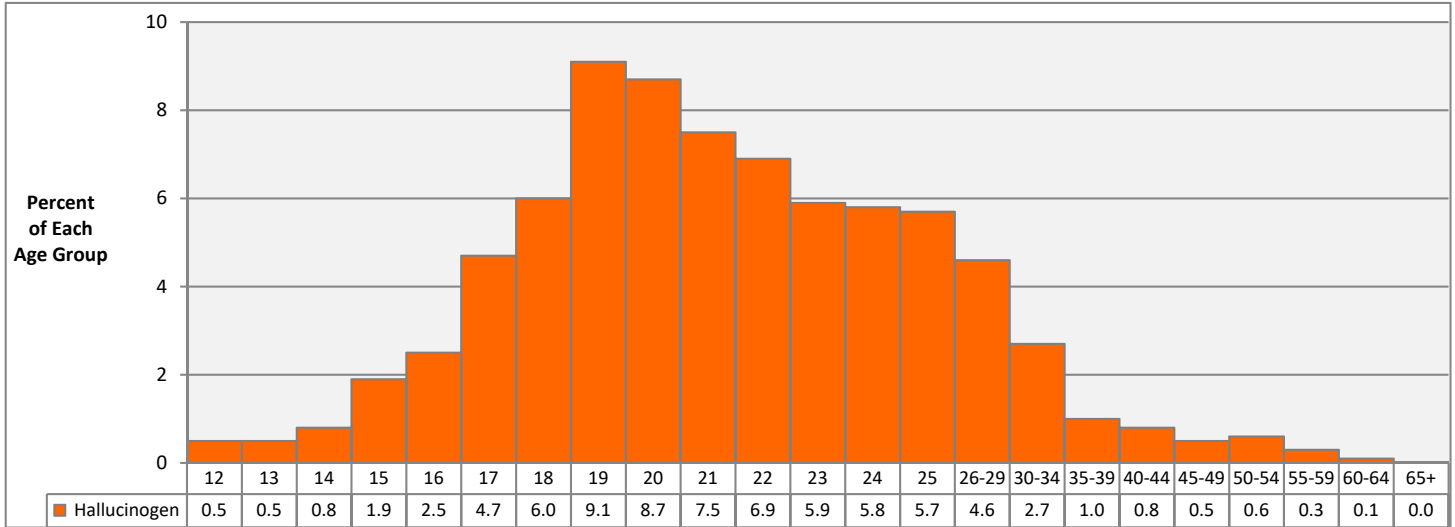
Data Source: U.S. Dept of Health and Human Services, SAMHSA. National Survey on Drug Use and Health (NSDUH).  
 Estimates are based on surveys conducted in 2016.  
 A value of 0.0 indicates estimate is less than 0.05% or estimate is not provided due to low precision.

## HALLUCINOGEN USE

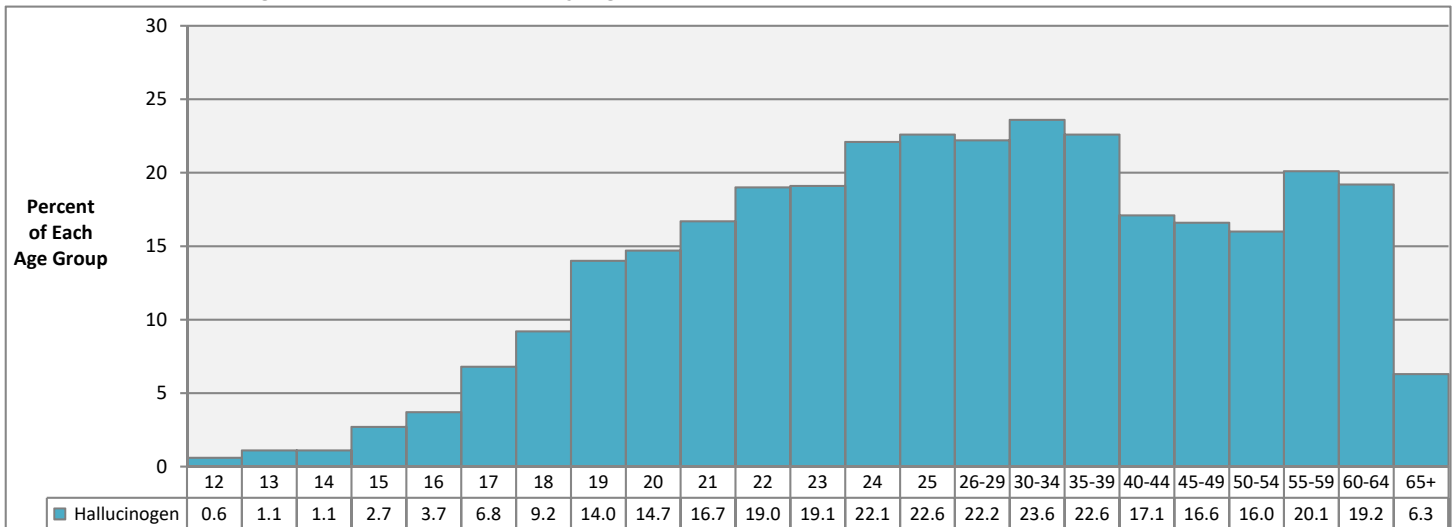
### Past-Month Use of Hallucinogens in the United States by Age



### Past-Year Use of Hallucinogens in the United States by Age



### Lifetime Use of Hallucinogens in the United States by Age

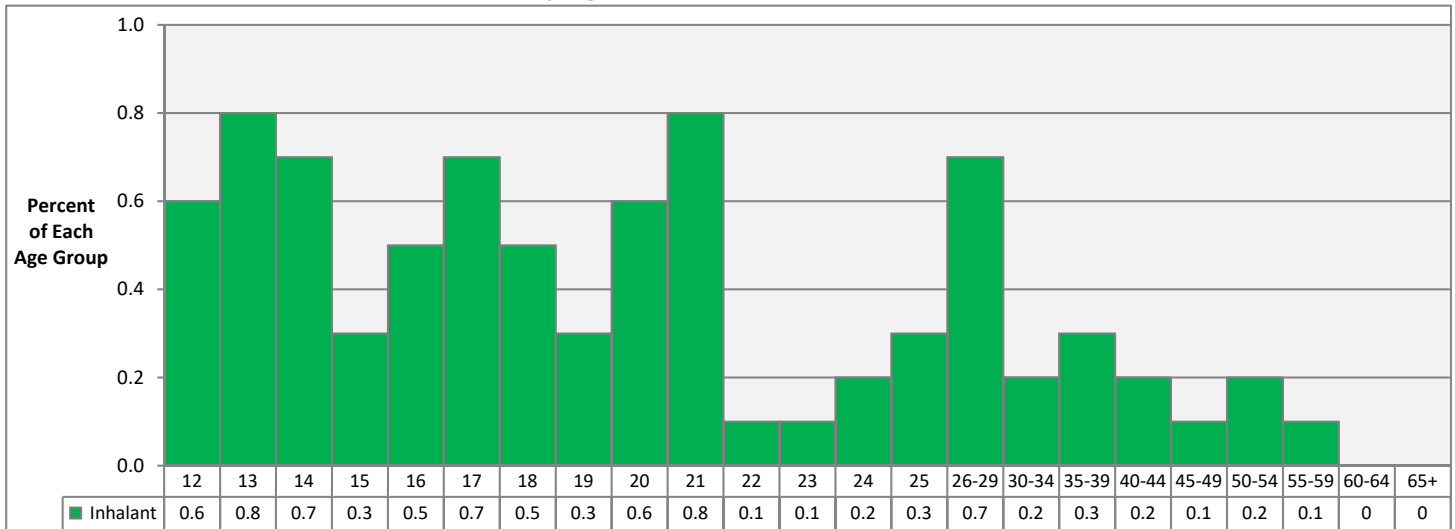


Data Source: U.S. Dept of Health and Human Services, SAMHSA. National Survey on Drug Use and Health (NSDUH).  
 Estimates are based on surveys conducted in 2016.  
 A value of 0.0 indicates estimate is less than 0.05% or estimate is not provided due to low precision.

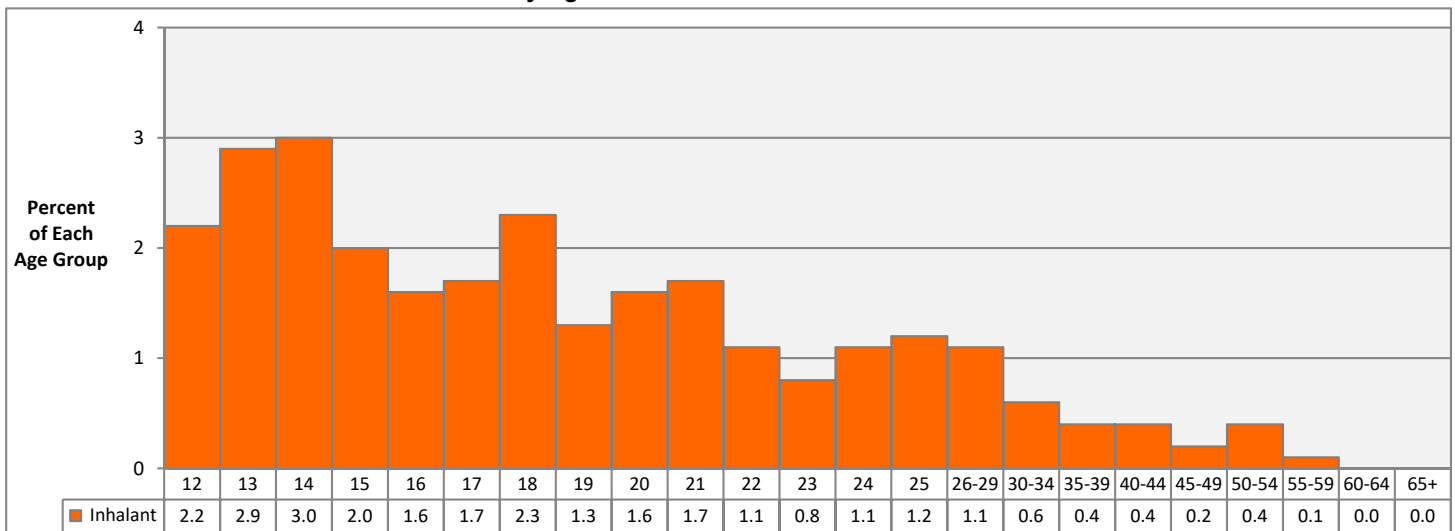


## INHALANT USE

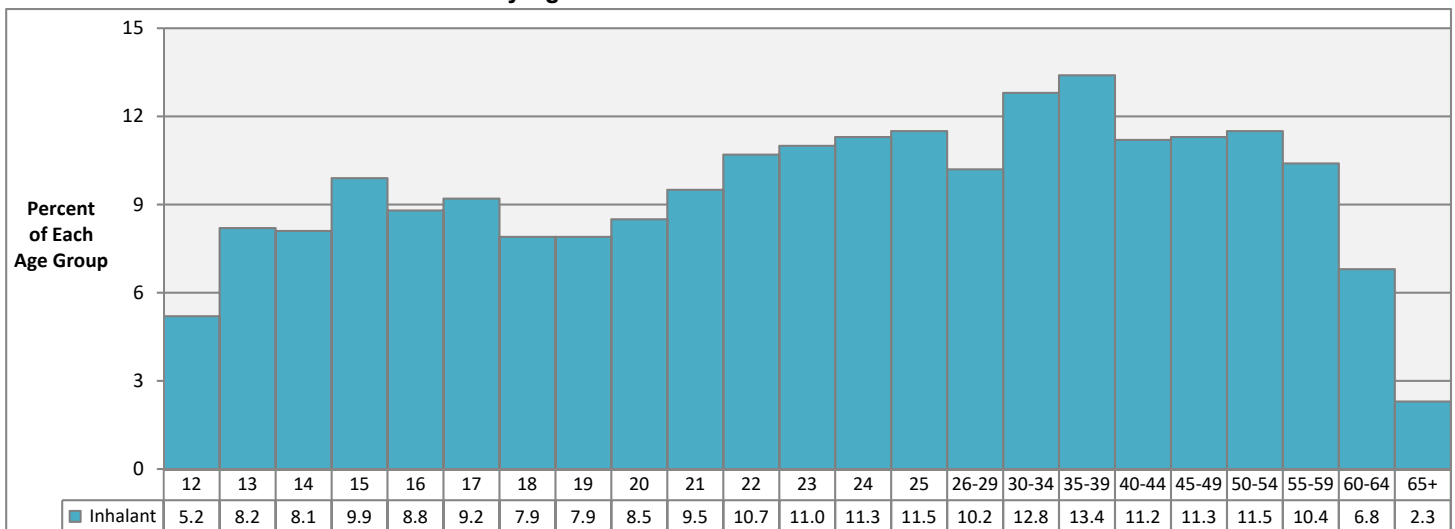
**Past-Month Use of Inhalants in the United States by Age**



**Past-Year Use of Inhalants in the United States by Age**



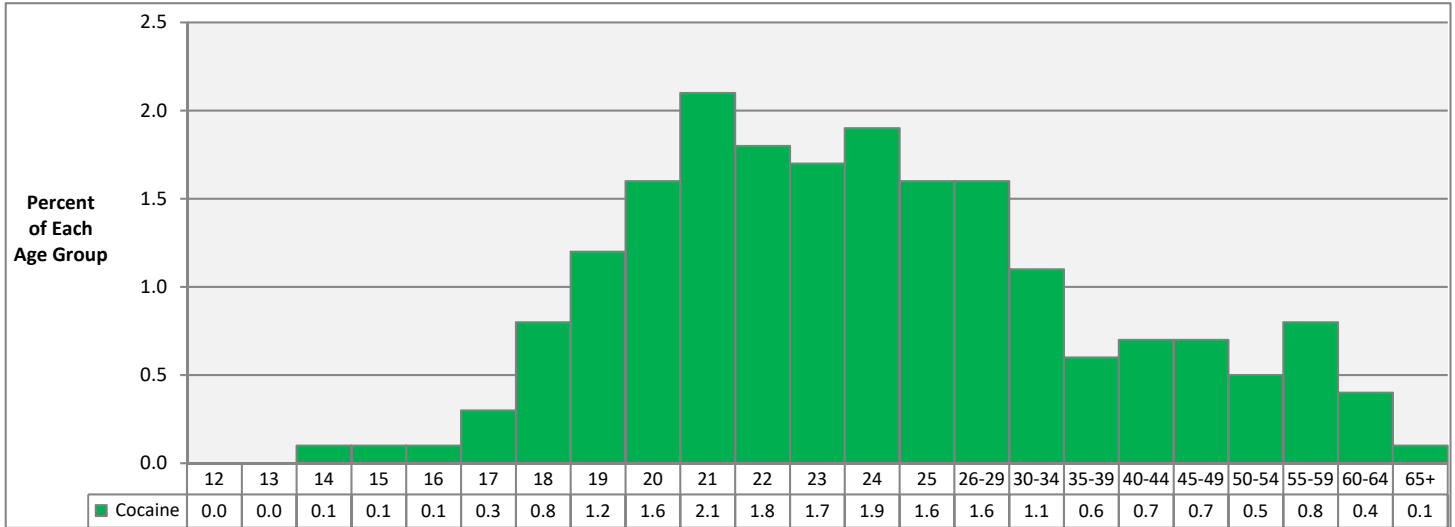
**Lifetime Use of Inhalants in the United States by Age**



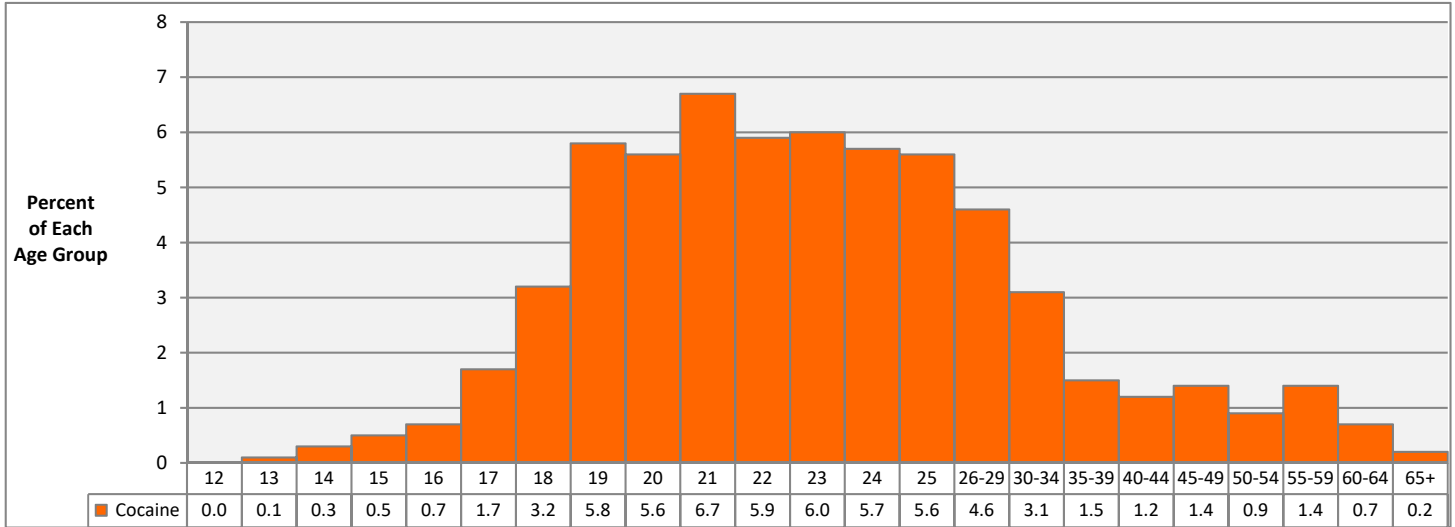
Data Source: U.S. Dept of Health and Human Services, SAMHSA. National Survey on Drug Use and Health (NSDUH).  
 Estimates are based on surveys conducted in 2016.  
 A value of 0.0 indicates estimate is less than 0.05% or estimate is not provided due to low precision.

## COCAINE USE

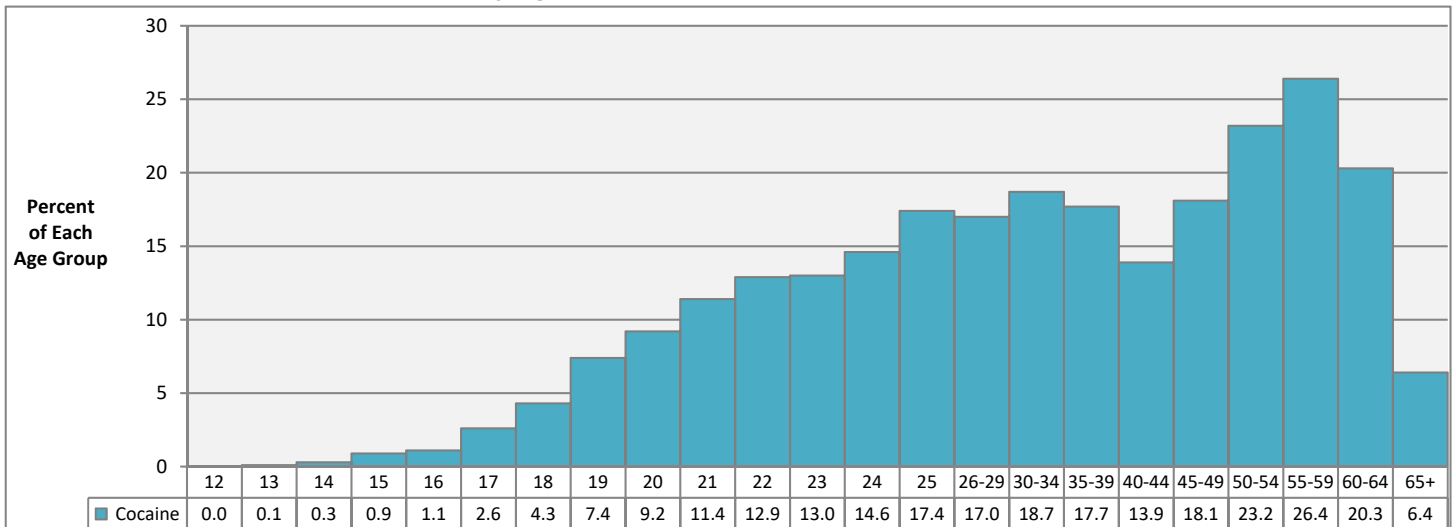
### Past-Month Use of Cocaine in the United States by Age



### Past-Year Use of Cocaine in the United States by Age



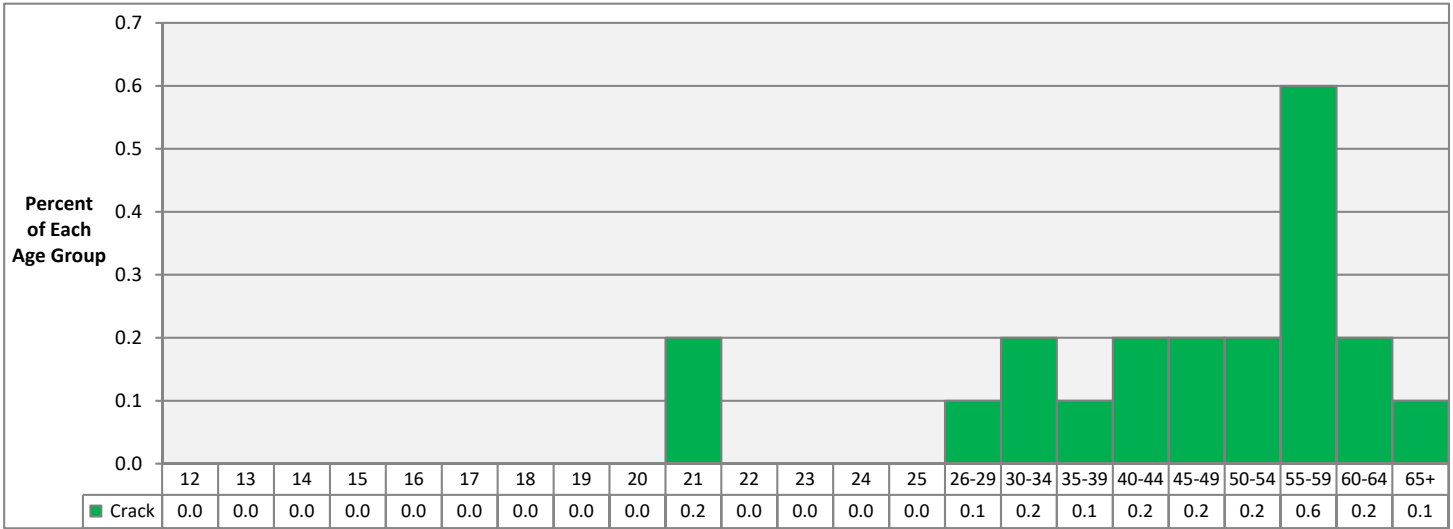
### Lifetime Use of Cocaine in the United States by Age



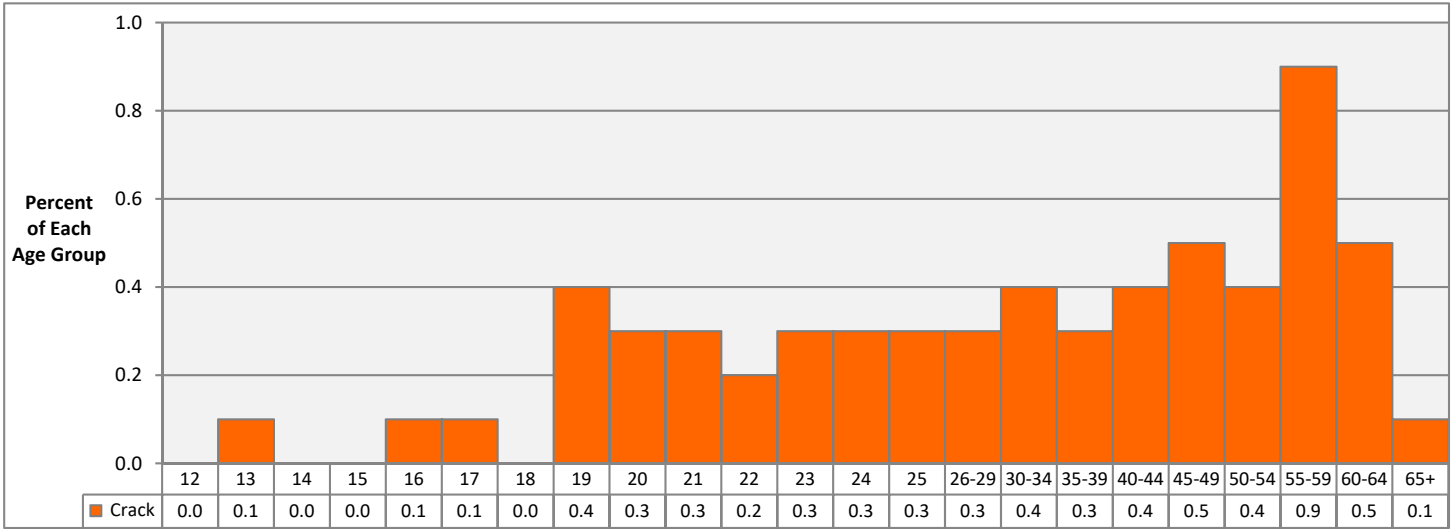
Data Source: U.S. Dept of Health and Human Services, SAMHSA. National Survey on Drug Use and Health (NSDUH).  
 Estimates are based on surveys conducted in 2016.  
 A value of 0.0 indicates estimate is less than 0.05% or estimate is not provided due to low precision.  
 Cocaine use includes the use of crack cocaine.

# CRACK COCAINE USE

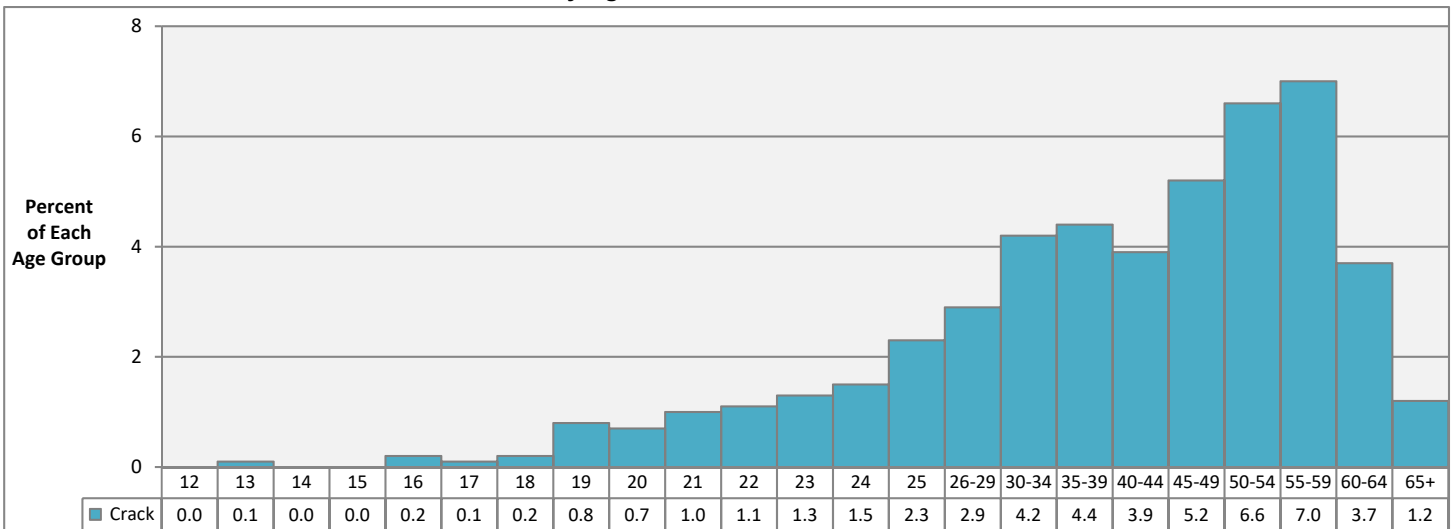
**Past-Month Use of Crack Cocaine in the United States by Age**



**Past-Year Use of Crack Cocaine in the United States by Age**



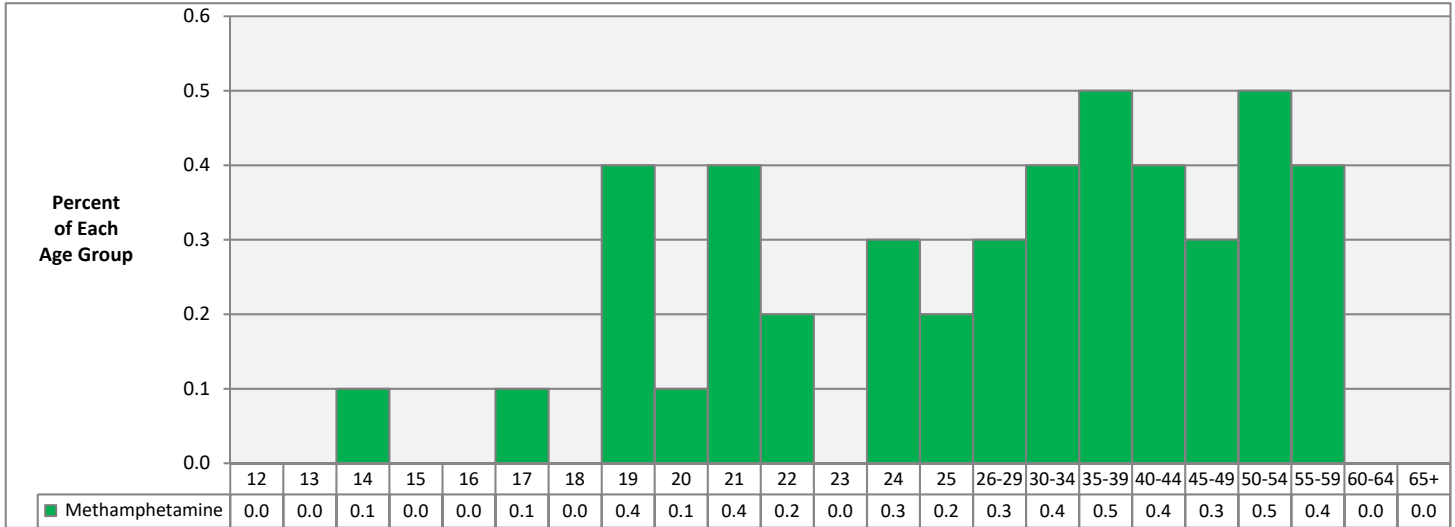
**Lifetime Use of Crack Cocaine in the United States by Age**



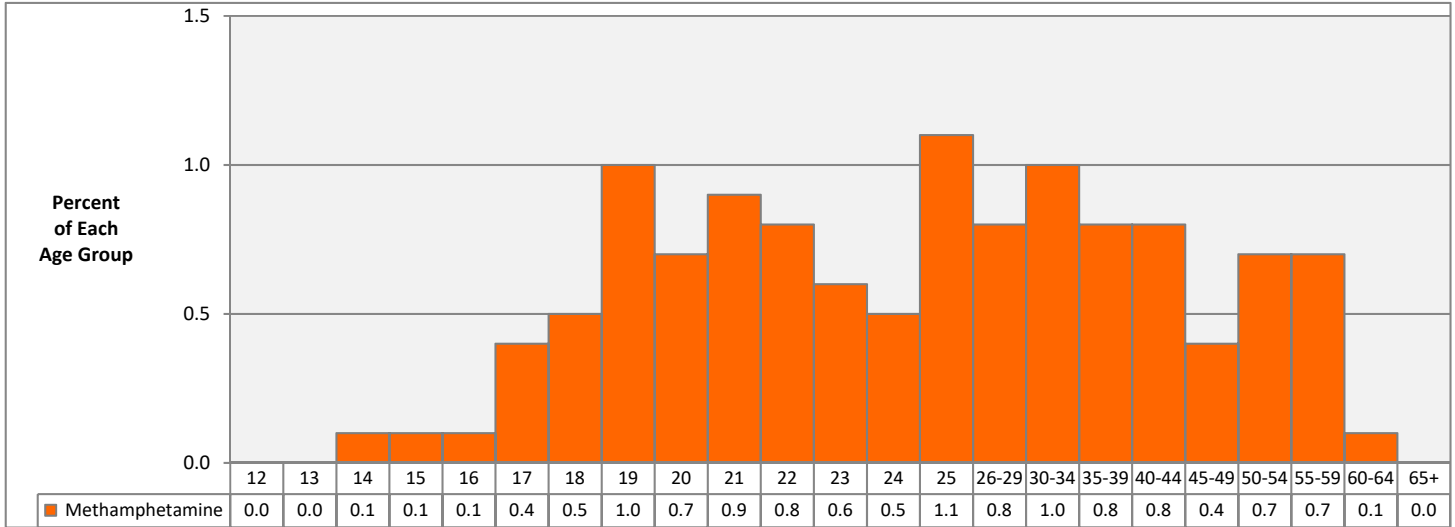
Data Source: U.S. Dept of Health and Human Services, SAMHSA. National Survey on Drug Use and Health (NSDUH).  
 Estimates are based on surveys conducted in 2016.  
 A value of 0.0 indicates estimate is less than 0.05% or estimate is not provided due to low precision.

## METHAMPHETAMINE USE

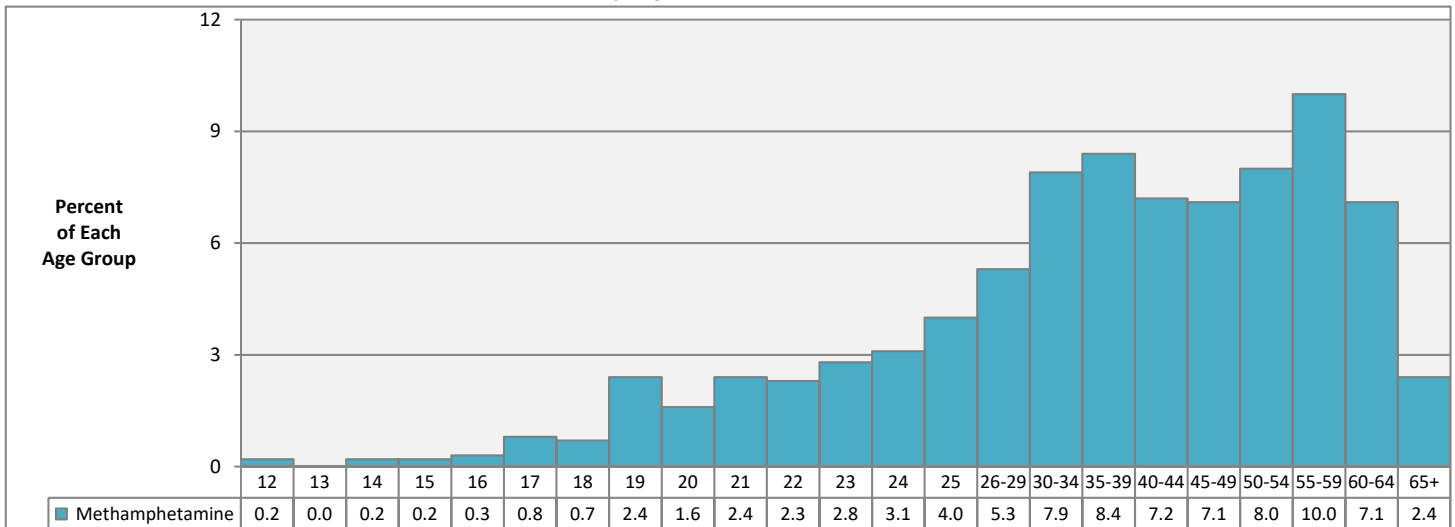
**Past-Month Use of Methamphetamine in the United States by Age**



**Past-Year Use of Methamphetamine in the United States by Age**



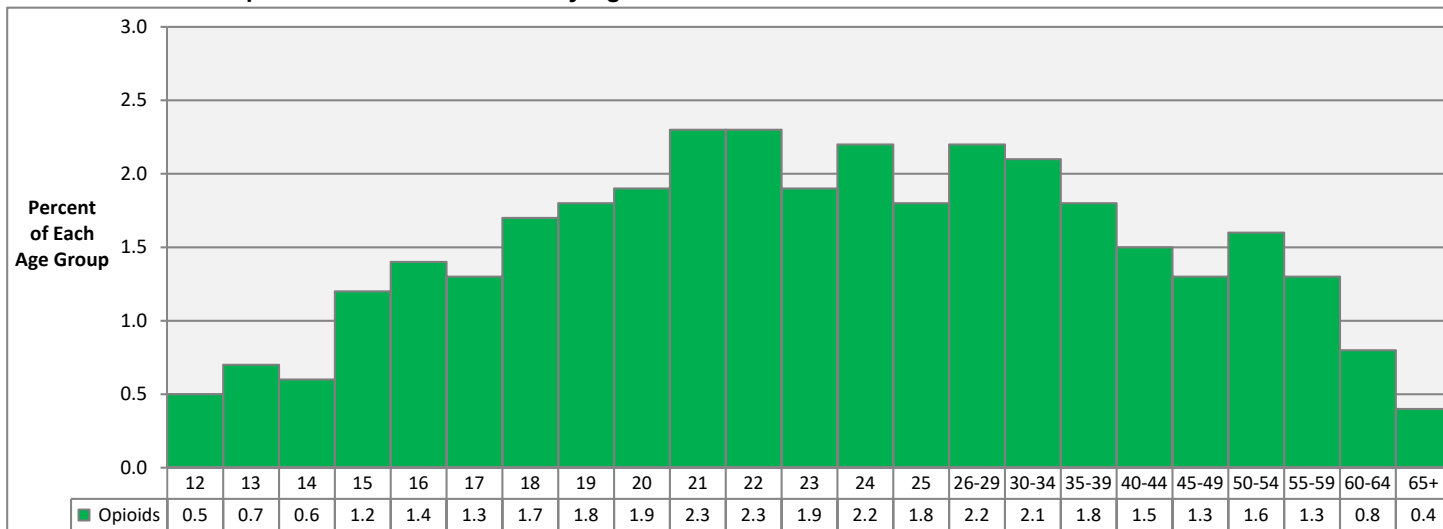
**Lifetime Use of Methamphetamine in the United States by Age**



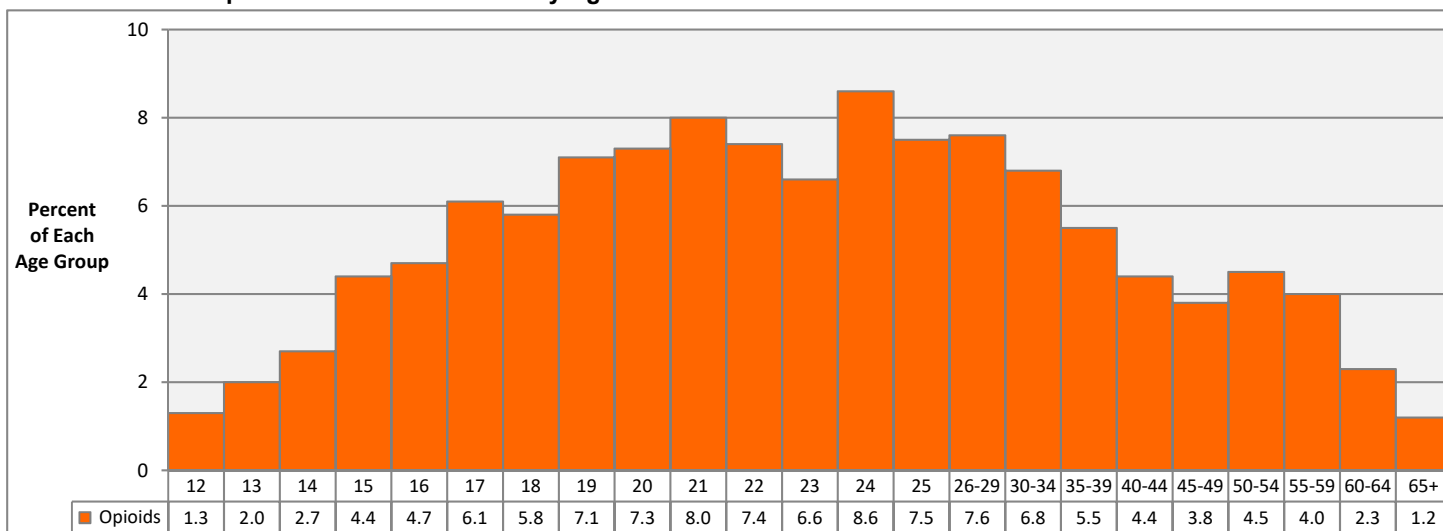
Data Source: U.S. Dept of Health and Human Services, SAMHSA. National Survey on Drug Use and Health (NSDUH).  
 Estimates are based on surveys conducted in 2016.  
 A value of 0.0 indicates estimate is less than 0.05% or estimate is not provided due to low precision.

## OPIOID MISUSE

### Past-Month Misuse of Opioids in the United States by Age



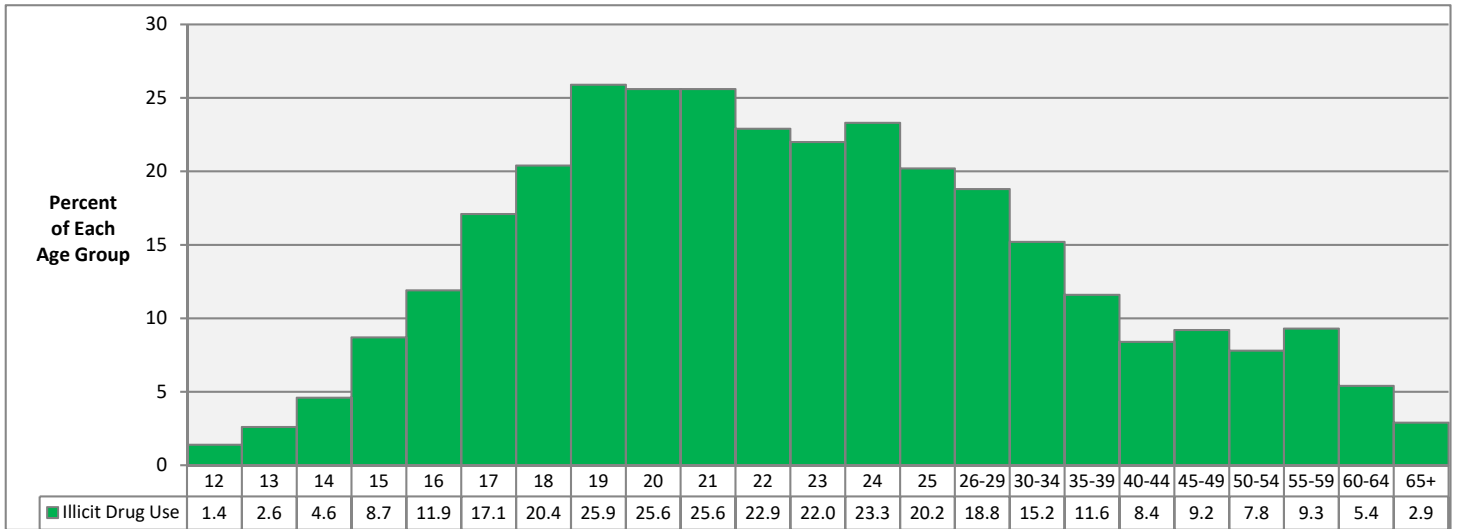
### Past-Year Misuse of Opioids in the United States by Age



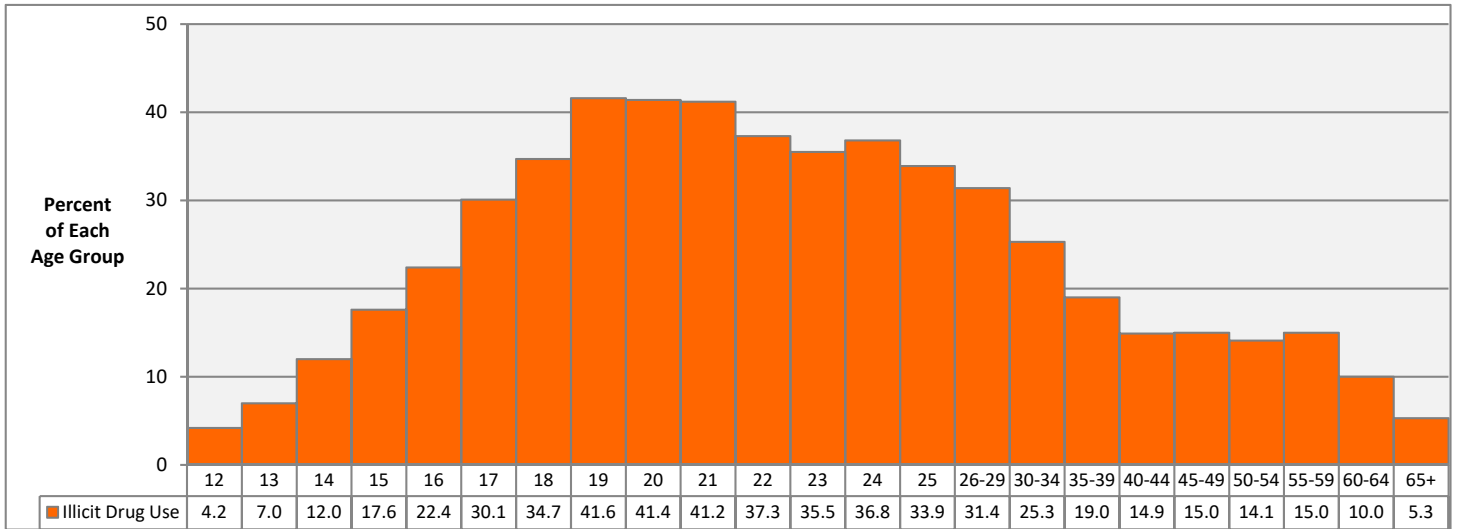
Data Source: U.S. Dept of Health and Human Services, SAMHSA. National Survey on Drug Use and Health (NSDUH).  
 Estimates are based on surveys conducted in 2016.  
 A value of 0.0 indicates estimate is less than 0.05% or estimate is not provided due to low precision.  
 Opioid misuse refers to the use of heroin or the misuse of prescription pain relievers.

## ILLICIT DRUG USE

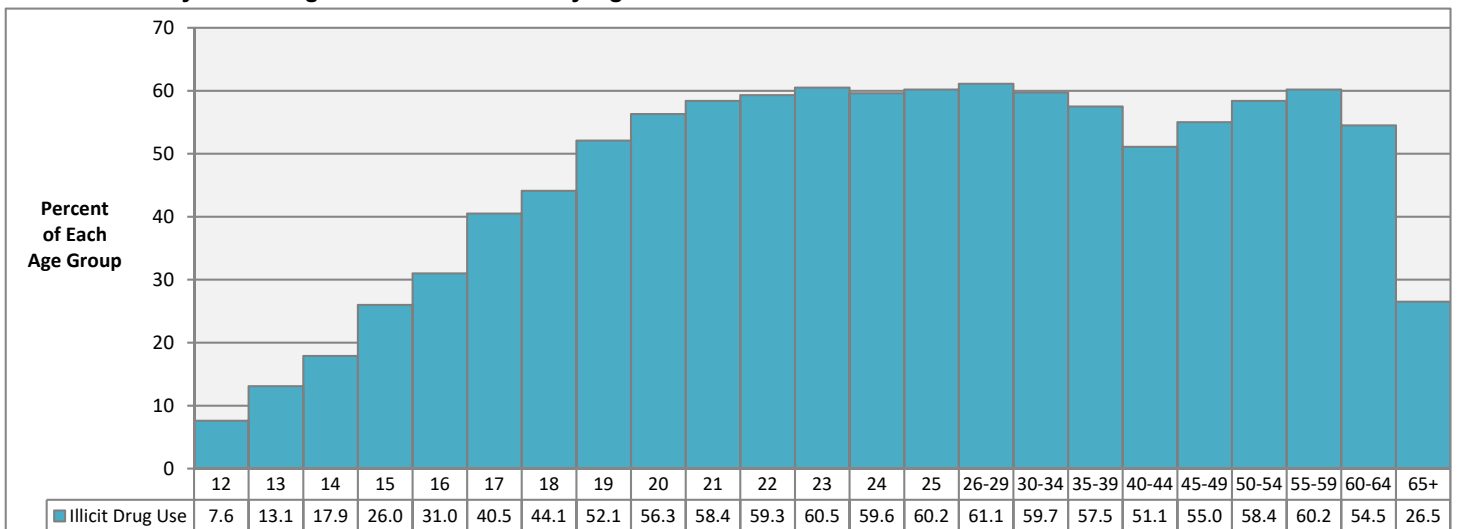
**Past-Month Use of Any Illicit Drug in the United States by Age**



**Past-Year Use of Any Illicit Drug in the United States by Age**



**Lifetime Use of Any Illicit Drug in the United States by Age**



Data Source: U.S. Dept of Health and Human Services, SAMHSA. National Survey on Drug Use and Health (NSDUH).  
 Estimates are based on surveys conducted in 2016.  
 A value of 0.0 indicates estimate is less than 0.05% or estimate is not provided due to low precision.