

# BEHAVIORAL HEALTH INDICATORS BY GEOGRAPHIC AREA

Maps illustrating the geographic areas are provided in the Status Report Appendix.

**Scroll down to view these pages:**

## Missouri and Counties

E-001. Missouri	E-002. Adair County	E-003. Andrew County	E-004. Atchison County
E-005. Audrain County	E-006. Barry County	E-007. Barton County	E-008. Bates County
E-009. Benton County	E-010. Bollinger County	E-011. Boone County	E-012. Buchanan County
E-013. Butler County	E-014. Caldwell County	E-015. Callaway County	E-016. Camden County
E-017. Cape Girardeau County	E-018. Carroll County	E-019. Carter County	E-020. Cass County
E-021. Cedar County	E-022. Chariton County	E-023. Christian County	E-024. Clark County
E-025. Clay County	E-026. Clinton County	E-027. Cole County	E-028. Cooper County
E-029. Crawford County	E-030. Dade County	E-031. Dallas County	E-032. Daviess County
E-033. DeKalb County	E-034. Dent County	E-035. Douglas County	E-036. Dunklin County
E-037. Franklin County	E-038. Gasconade County	E-039. Gentry County	E-040. Greene County
E-041. Grundy County	E-042. Harrison County	E-043. Henry County	E-044. Hickory County
E-045. Holt County	E-046. Howard County	E-047. Howell County	E-048. Iron County
E-049. Jackson County	E-050. Jasper County	E-051. Jefferson County	E-052. Johnson County
E-053. Knox County	E-054. Laclede County	E-055. Lafayette County	E-056. Lawrence County
E-057. Lewis County	E-058. Lincoln County	E-059. Linn County	E-060. Livingston County
E-061. McDonald County	E-062. Macon County	E-063. Madison County	E-064. Maries County
E-065. Marion County	E-066. Mercer County	E-067. Miller County	E-068. Mississippi County
E-069. Moniteau County	E-070. Monroe County	E-071. Montgomery County	E-072. Morgan County
E-073. New Madrid County	E-074. Newton County	E-075. Nodaway County	E-076. Oregon County
E-077. Osage County	E-078. Ozark County	E-079. Pemiscot County	E-080. Perry County
E-081. Pettis County	E-082. Phelps County	E-083. Pike County	E-084. Platte County
E-085. Polk County	E-086. Pulaski County	E-087. Putnam County	E-088. Ralls County
E-089. Randolph County	E-090. Ray County	E-091. Reynolds County	E-092. Ripley County
E-093. Saint Charles County	E-094. Saint Clair County	E-095. Saint Genevieve County	E-096. Saint Francois County
E-097. Saint Louis County	E-098. Saline County	E-099. Schuyler County	E-100. Scotland County
E-101. Scott County	E-102. Shannon County	E-103. Shelby County	E-104. Stoddard County
E-105. Stone County	E-106. Sullivan County	E-107. Taney County	E-108. Texas County
E-109. Vernon County	E-110. Warren County	E-111. Washington County	E-112. Wayne County
E-113. Webster County	E-114. Worth County	E-115. Wright County	E-116. Saint Louis City

## Planning and Data Analysis Regions

E-117. Northwest Region	E-118. Central Region	E-119. Eastern Region	E-120. Southwest Region
E-121. Southeast Region			

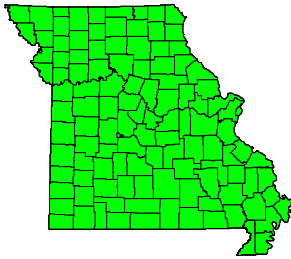
## Service Areas for Substance Use Disorders (SUD)

E-122. SUD Service Area 1	E-123. SUD Service Areas 2-5	E-124. SUD Service Area 6	E-125. SUD Service Area 7
E-126. SUD Service Area 8	E-127. SUD Service Area 9	E-128. SUD Service Area 10	E-129. SUD Service Area 11
E-130. SUD Service Area 12	E-131. SUD Service Area 13	E-132. SUD Service Area 14	E-133. SUD Service Area 15
E-134. SUD Service Area 16	E-135. SUD Service Area 17	E-136. SUD Service Area 18	E-137. SUD Service Area 19
E-138. SUD Service Area 20	E-139. SUD Service Area 21	E-140. SUD Service Area 22	E-141. SUD Service Area 23-25

## Service Areas for Mental Health Disorders (MH)

E-142. MH Service Area 1	E-143. MH Service Areas 2-5	E-144. MH Service Area 6	E-145. MH Service Area 7
E-146. MH Service Area 8A	E-147. MH Service Area 8B	E-148. MH Service Area 9	E-149. MH Service Area 10
E-150. MH Service Area 11	E-151. MH Service Area 12	E-152. MH Service Area 13	E-153. MH Service Area 14
E-154. MH Service Area 15	E-155. MH Service Area 16	E-156. MH Service Area 17A	E-157. MH Service Area 17B
E-158. MH Service Area 18	E-159. MH Service Area 19	E-160. MH Service Area 20	E-161. MH Service Area 21
E-162. MH Service Area 22	E-163. MH Service Area 23	E-164. MH Service Areas 24-25	

# MISSOURI



<b>PLANNING AREA</b>	All Areas
<b>SERVICE AREAS</b>	
Substance Use	All Service Areas
Mental Health	All Service Areas
<b>POPULATION</b>	
Census 2010	5,988,927
April 2020 Estimate	6,151,548

<b>BIRTHS AND DEATHS</b>	<b>2020</b>	<b>2019</b>	<b>2018</b>
Resident Births	69,277	72,103	73,281
Resident Deaths	73,883	62,155	63,109
COVID-19	7,134		
Suicide	1,125	1,130	1,230
Homicide	802	623	657
Alcohol Induced Deaths	790	606	597
Drug Induced Deaths	1,954	1,647	1,658
Smoking Attributable Deaths	10,123	9,768	10,073

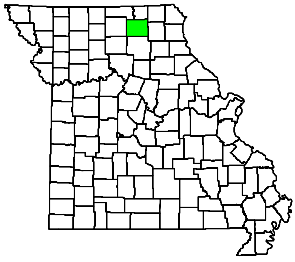
<b>DISEASE INCIDENCE</b> <sup>1</sup>	<b>2020</b>	<b>2019</b>	<b>2018</b>
HIV Newly Diagnosed Cases	446	497	456
Hepatitis B Chronic, Acute, and Prenatal	465	597	585
Hepatitis C Chronic and Acute	4,913	4,812	4,730
Tuberculosis Infection Cases	1,794	2,460	1,665

<b>HOSPITAL</b> <sup>2</sup>	<b>2019</b>	<b>2018</b>	<b>2017</b>
<b>Alcohol Disorder Principal Diagnosis</b>			
Emergency Room, then Discharged	13,805	17,848	18,584
Emergency Room, then Admitted	3,358	5,891	5,788
Admitted without Emergency Room	3,187	4,153	3,807
<b>Alcohol Related (Secondary Diagnosis)</b>			
Emergency Room, then Discharged	14,849	16,031	25,041
Emergency Room, then Admitted	15,090	21,818	25,001
Admitted without Emergency Room	13,243	14,969	15,361
<b>Drug Disorder Principal Diagnosis</b>			
Emergency Room, then Discharged	14,017	15,013	15,051
Emergency Room, then Admitted	2,526	3,352	3,276
Admitted without Emergency Room	3,207	3,824	4,004
<b>Drug Related (Secondary Diagnosis)</b>			
Emergency Room, then Discharged	27,931	27,134	31,074
Emergency Room, then Admitted	21,913	30,859	33,069
Admitted without Emergency Room	23,088	25,402	25,662
<b>Mental Disorder Principal Diagnosis</b>			
Emergency Room, then Discharged	45,060	55,122	43,314
Emergency Room, then Admitted	18,963	31,847	22,975
Admitted without Emergency Room	24,055	38,948	23,491
<b>Mental Related (Secondary Diagnosis)</b>			
Emergency Room, then Discharged	119,760	204,078	156,521
Emergency Room, then Admitted	66,647	141,143	127,998
Admitted without Emergency Room	72,341	116,583	107,187

1	Multi-county Kansas City hepatitis and TB case reports are included in Jackson County totals and all Joplin case reports are included in Jasper County totals.
2	Hospital counts for alcohol, drug, and mental disorders are based on diagnosis codes determined by the national Healthcare Cost and Utilization Program. Individuals are counted only once in each applicable diagnosis group regardless of number of times receiving hospital services in the calendar year.
3	In 2019 the National Incident Based Reporting System replaced the Uniform Crime Reporting system for Missouri crime and arrest reports. 2019 crime data might not be fully comparable to crime data in prior years.
4	DSS Children's Division reports do not capture reasons for removal but document conditions present. There are often multiple conditions and factors considered when a child is placed out of the home. Only the substance use conditions are included in this profile.

<b>ALCOHOL SALES OUTLETS</b>	<b>2021</b>	<b>2020</b>	<b>2019</b>
Alcohol On-premise Drink Licenses	7,822	7,527	7,752
Alcohol Package Carry-out Licenses	5,268	5,129	5,114
<b>IMPAIRED DRIVING</b>	<b>2020</b>	<b>2019</b>	<b>2018</b>
<b>Alcohol Involved Crashes</b>	5,170	4,967	4,870
Fatal Crashes	155	123	122
Injury Crashes	2,022	1,801	1,808
Property Damage Crashes	2,993	3,043	2,940
Crash Fatalities	165	134	134
Crash Injuries	2,817	2,616	2,535
<b>Drug Involved Crashes</b>	1,547	1,251	1,313
Fatal Crashes	98	75	77
Injury Crashes	673	543	527
Property Damage Crashes	776	633	709
Crash Fatalities	110	79	91
Crash Injuries	1,013	856	814
<b>POLICE REPORTS</b> <sup>3</sup>	<b>2020</b>	<b>2019</b>	<b>2018</b>
DUI Arrests, DWI Tracking System	17,614	20,036	22,030
Liquor Law Arrests	1,351	3,127	3,421
Drug Arrests	28,699	39,749	39,209
Violent Offenses	32,917	30,559	30,348
Domestic Violence Reports	42,673	59,622	45,195
Property Offenses	153,011	161,313	161,605
<b>SCHOOL REPORTS</b>	<b>2020-21</b>	<b>2019-20</b>	<b>2018-19</b>
Enrollment Grades K-12	865,612	879,455	879,563
School Discipline Involving Alcohol	52	340	472
School Discipline Involving Drugs	815	1,727	2,152
School Discipline Involving Tobacco	20	99	226
Enrollment Grades 9-12	269,319	268,704	267,806
Dropouts	4,510	3,651	4,903
<b>JUVENILE COURT REFERRALS</b>	<b>2020</b>	<b>2019</b>	<b>2018</b>
Violent Offenses	3,666	5,375	5,456
Alcohol Offenses	284	346	381
Drug Offenses	876	1,488	1,570
<b>Juvenile Status Offenses</b>			
School Truancy	2,208	3,174	3,729
Absent from Home	2,171	2,556	2,668
Beyond Parental Control	1,431	1,804	1,957
Injurious Behavior	3,207	4,589	4,155
Child Abuse	2,093	2,611	2,450
Child Neglect	8,904	10,339	10,058
Child Custody Issues	1,649	1,615	1,953
<b>JUVENILE COURT PLACEMENTS</b>	<b>2020</b>	<b>2019</b>	<b>2018</b>
Total Out-of-Home Placements	6,311	7,152	6,963
<b>Conditions Present at Removal</b> <sup>4</sup>			
Parental Alcohol Use	200	208	324
Parental Drug Use	2,899	3,166	3,322
Parental Alcohol and Drug Use	193	174	142
<b>CRIMINAL JUSTICE</b>	<b>FY 2021</b>	<b>FY 2020</b>	<b>FY 2019</b>
Drug Treatment Court Participants	6,597	7,205	8,062
Probation/Parole Admissions--Drug	10,084	12,331	15,938
Probation/Parole Admissions--DWI	1,094	1,416	903
Prison Admissions--Drug	3,766	4,396	6,025
Prison Admissions--DWI	296	344	338
<b>EMPLOYMENT</b>	<b>2020</b>	<b>2019</b>	<b>2018</b>
Labor Force	3,052,700	3,083,245	3,052,386
Employed	2,867,162	2,981,688	2,954,808
Unemployed	185,538	101,557	97,578
Unemployment Rate	6.1%	3.3%	3.2%

# ADAIR COUNTY



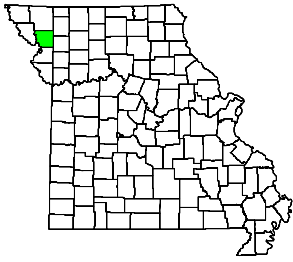
<b>PLANNING AREA</b>	Central
<b>SERVICE AREAS</b>	
Substance Use	14
Mental Health	14
<b>POPULATION</b>	
Census 2010	25,607
April 2020 Estimate	25,399

<b>BIRTHS AND DEATHS</b>	<b>2020</b>	<b>2019</b>	<b>2018</b>
Resident Births	284	301	287
Resident Deaths	241	247	213
COVID-19	11		
Suicide	3	1	6
Homicide	0	2	0
Alcohol Induced Deaths	3	1	3
Drug Induced Deaths	8	1	0
Smoking Attributable Deaths	37	39	38
<b>DISEASE INCIDENCE</b> <sup>1</sup>	<b>2020</b>	<b>2019</b>	<b>2018</b>
HIV Newly Diagnosed Cases	1	0	1
Hepatitis B Chronic, Acute, and Prenatal	1	0	6
Hepatitis C Chronic and Acute	9	6	8
Tuberculosis Infection Cases	23	24	22
<b>HOSPITAL</b> <sup>2</sup>	<b>2019</b>	<b>2018</b>	<b>2017</b>
<b>Alcohol Disorder Principal Diagnosis</b>			
Emergency Room, then Discharged	58	88	102
Emergency Room, then Admitted	4	7	4
Admitted without Emergency Room	10	18	12
<b>Alcohol Related (Secondary Diagnosis)</b>			
Emergency Room, then Discharged	36	40	62
Emergency Room, then Admitted	13	21	20
Admitted without Emergency Room	70	67	83
<b>Drug Disorder Principal Diagnosis</b>			
Emergency Room, then Discharged	28	27	35
Emergency Room, then Admitted	5	3	3
Admitted without Emergency Room	4	8	7
<b>Drug Related (Secondary Diagnosis)</b>			
Emergency Room, then Discharged	55	52	22
Emergency Room, then Admitted	23	26	29
Admitted without Emergency Room	97	94	85
<b>Mental Disorder Principal Diagnosis</b>			
Emergency Room, then Discharged	176	247	176
Emergency Room, then Admitted	25	47	38
Admitted without Emergency Room	75	82	73
<b>Mental Related (Secondary Diagnosis)</b>			
Emergency Room, then Discharged	672	914	385
Emergency Room, then Admitted	47	96	107
Admitted without Emergency Room	332	703	554

<b>ALCOHOL SALES OUTLETS</b>	<b>2021</b>	<b>2020</b>	<b>2019</b>
Alcohol On-premise Drink Licenses	32	31	36
Alcohol Package Carry-out Licenses	21	21	21
<b>IMPAIRED DRIVING</b>	<b>2020</b>	<b>2019</b>	<b>2018</b>
<b>Alcohol Involved Crashes</b>	14	21	18
Fatal Crashes	1	1	0
Injury Crashes	3	6	7
Property Damage Crashes	10	14	11
Crash Fatalities	1	1	0
Crash Injuries	4	7	9
<b>Drug Involved Crashes</b>	5	3	4
Fatal Crashes	0	0	0
Injury Crashes	1	3	3
Property Damage Crashes	4	0	1
Crash Fatalities	0	0	0
Crash Injuries	1	3	4
<b>POLICE REPORTS</b> <sup>3</sup>	<b>2020</b>	<b>2019</b>	<b>2018</b>
DUI Arrests, DWI Tracking System	69	76	73
Liquor Law Arrests	15	30	47
Drug Arrests	35	69	133
Violent Offenses	110	93	68
Domestic Violence Reports	255	324	320
Property Offenses	820	775	669
<b>SCHOOL REPORTS</b>	<b>2020-21</b>	<b>2019-20</b>	<b>2018-19</b>
Enrollment Grades K-12	2,645	2,747	2,787
School Discipline Involving Alcohol	0	2	0
School Discipline Involving Drugs	0	8	2
School Discipline Involving Tobacco	0	0	0
Enrollment Grades 9-12	852	889	854
Dropouts	18	8	18
<b>JUVENILE COURT REFERRALS</b>	<b>2020</b>	<b>2019</b>	<b>2018</b>
Violent Offenses	20	16	15
Alcohol Offenses	0	5	7
Drug Offenses	5	8	4
<b>Juvenile Status Offenses</b>			
School Truancy	2	5	22
Absent from Home	5	5	10
Beyond Parental Control	13	15	20
Injurious Behavior	13	21	15
Child Abuse	3	3	5
Child Neglect	68	78	65
Child Custody Issues	0	0	1
<b>JUVENILE COURT PLACEMENTS</b>	<b>2020</b>	<b>2019</b>	<b>2018</b>
Total Out-of-Home Placements	56	55	55
<b>Conditions Present at Removal</b> <sup>4</sup>			
Parental Alcohol Use	4	3	3
Parental Drug Use	35	17	24
Parental Alcohol and Drug Use	0	1	0
<b>CRIMINAL JUSTICE</b>	<b>FY 2021</b>	<b>FY 2020</b>	<b>FY 2019</b>
Drug Treatment Court Participants	50	50	55
Probation/Parole Admissions--Drug	35	53	76
Probation/Parole Admissions--DWI	4	2	1
Prison Admissions--Drug	25	35	34
Prison Admissions--DWI	1	0	1
<b>EMPLOYMENT</b>	<b>2020</b>	<b>2019</b>	<b>2018</b>
Labor Force	10,086	10,345	10,672
Employed	9,572	9,945	10,297
Unemployed	514	400	375
Unemployment Rate	5.1%	3.9%	3.5%

1	Multi-county Kansas City hepatitis and TB case reports are included in Jackson County totals and all Joplin case reports are included in Jasper County totals.
2	Hospital counts for alcohol, drug, and mental disorders are based on diagnosis codes determined by the national Healthcare Cost and Utilization Program. Individuals are counted only once in each applicable diagnosis group regardless of number of times receiving hospital services in the calendar year.
3	In 2019 the National Incident Based Reporting System replaced the Uniform Crime Reporting system for Missouri crime and arrest reports. 2019 crime data might not be fully comparable to crime data in prior years.
4	DSS Children's Division reports do not capture reasons for removal but document conditions present. There are often multiple conditions and factors considered when a child is placed out of the home. Only the substance use conditions are included in this profile.

# ANDREW COUNTY



<b>PLANNING AREA</b>	Northwest
<b>SERVICE AREAS</b>	
Substance Use	1
Mental Health	1
<b>POPULATION</b>	
Census 2010	17,291
April 2020 Estimate	17,586

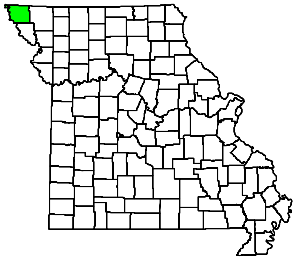
	2020	2019	2018
<b>BIRTHS AND DEATHS</b>			
Resident Births	182	217	188
Resident Deaths	219	172	159
COVID-19	18		
Suicide	4	4	4
Homicide	2	0	0
Alcohol Induced Deaths	0	1	0
Drug Induced Deaths	3	2	0
Smoking Attributable Deaths	41	33	25
<b>DISEASE INCIDENCE</b> <sup>1</sup>	<b>2020</b>	<b>2019</b>	<b>2018</b>
HIV Newly Diagnosed Cases	0	0	0
Hepatitis B Chronic, Acute, and Prenatal	0	0	1
Hepatitis C Chronic and Acute	7	14	11
Tuberculosis Infection Cases	1	0	1
<b>HOSPITAL</b> <sup>2</sup>	<b>2019</b>	<b>2018</b>	<b>2017</b>
<b>Alcohol Disorder Principal Diagnosis</b>			
Emergency Room, then Discharged	12	21	17
Emergency Room, then Admitted	1	4	5
Admitted without Emergency Room	0	3	1
<b>Alcohol Related (Secondary Diagnosis)</b>			
Emergency Room, then Discharged	20	37	28
Emergency Room, then Admitted	33	36	49
Admitted without Emergency Room	9	15	10
<b>Drug Disorder Principal Diagnosis</b>			
Emergency Room, then Discharged	14	12	17
Emergency Room, then Admitted	7	13	2
Admitted without Emergency Room	1	2	2
<b>Drug Related (Secondary Diagnosis)</b>			
Emergency Room, then Discharged	56	101	77
Emergency Room, then Admitted	42	67	80
Admitted without Emergency Room	24	26	13
<b>Mental Disorder Principal Diagnosis</b>			
Emergency Room, then Discharged	64	111	66
Emergency Room, then Admitted	42	60	52
Admitted without Emergency Room	33	67	20
<b>Mental Related (Secondary Diagnosis)</b>			
Emergency Room, then Discharged	419	925	456
Emergency Room, then Admitted	171	367	280
Admitted without Emergency Room	116	145	138

	2021	2020	2019
<b>ALCOHOL SALES OUTLETS</b>			
Alcohol On-premise Drink Licenses	13	15	13
Alcohol Package Carry-out Licenses	16	16	16
<b>IMPAIRED DRIVING</b>	<b>2020</b>	<b>2019</b>	<b>2018</b>
<b>Alcohol Involved Crashes</b>	16	8	16
Fatal Crashes	1	0	1
Injury Crashes	5	5	9
Property Damage Crashes	10	3	6
Crash Fatalities	2	0	1
Crash Injuries	8	5	13
<b>Drug Involved Crashes</b>	5	3	4
Fatal Crashes	0	0	0
Injury Crashes	5	3	4
Property Damage Crashes	0	0	0
Crash Fatalities	0	0	0
Crash Injuries	8	4	10
<b>POLICE REPORTS</b> <sup>3</sup>	<b>2020</b>	<b>2019</b>	<b>2018</b>
DUI Arrests, DWI Tracking System	71	54	58
Liquor Law Arrests	0	10	5
Drug Arrests	39	46	82
Violent Offenses	8	3	17
Domestic Violence Reports	25	19	55
Property Offenses	157	110	185
<b>SCHOOL REPORTS</b>	<b>2020-21</b>	<b>2019-20</b>	<b>2018-19</b>
Enrollment Grades K-12	2,753	2,833	2,811
School Discipline Involving Alcohol	0	0	0
School Discipline Involving Drugs	0	3	11
School Discipline Involving Tobacco	0	0	0
Enrollment Grades 9-12	810	832	840
Dropouts	8	6	8
<b>JUVENILE COURT REFERRALS</b>	<b>2020</b>	<b>2019</b>	<b>2018</b>
Violent Offenses	3	4	7
Alcohol Offenses	1	1	0
Drug Offenses	1	1	0
<b>Juvenile Status Offenses</b>			
School Truancy	14	14	6
Absent from Home	3	3	7
Beyond Parental Control	3	5	3
Injurious Behavior	3	5	1
Child Abuse	9	11	3
Child Neglect	6	6	5
Child Custody Issues	0	0	0
<b>JUVENILE COURT PLACEMENTS</b>	<b>2020</b>	<b>2019</b>	<b>2018</b>
Total Out-of-Home Placements	1	0	2
<b>Conditions Present at Removal</b> <sup>4</sup>			
Parental Alcohol Use	0	0	0
Parental Drug Use	1	0	0
Parental Alcohol and Drug Use	0	0	0
<b>CRIMINAL JUSTICE</b>	<b>FY 2021</b>	<b>FY 2020</b>	<b>FY 2019</b>
Drug Treatment Court Participants	0	0	0
Probation/Parole Admissions--Drug	29	25	43
Probation/Parole Admissions--DWI	2	3	1
Prison Admissions--Drug	3	12	17
Prison Admissions--DWI	0	0	0
<b>EMPLOYMENT</b>	<b>2020</b>	<b>2019</b>	<b>2018</b>
Labor Force	9,749	9,767	9,685
Employed	9,355	9,494	9,427
Unemployed	394	273	258
Unemployment Rate	4.0%	2.8%	2.7%

1	Multi-county Kansas City hepatitis and TB case reports are included in Jackson County totals and all Joplin case reports are included in Jasper County totals.
2	Hospital counts for alcohol, drug, and mental disorders are based on diagnosis codes determined by the national Healthcare Cost and Utilization Program. Individuals are counted only once in each applicable diagnosis group regardless of number of times receiving hospital services in the calendar year.
3	In 2019 the National Incident Based Reporting System replaced the Uniform Crime Reporting system for Missouri crime and arrest reports. 2019 crime data might not be fully comparable to crime data in prior years.
4	DSS Children's Division reports do not capture reasons for removal but document conditions present. There are often multiple conditions and factors considered when a child is placed out of the home. Only the substance use conditions are included in this profile.



# ATCHISON COUNTY



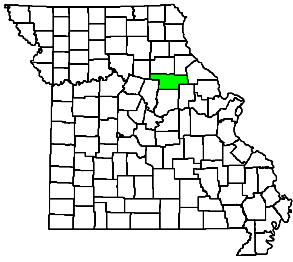
<b>PLANNING AREA</b>	Northwest
<b>SERVICE AREAS</b>	
Substance Use	1
Mental Health	1
<b>POPULATION</b>	
Census 2010	5,685
April 2020 Estimate	5,096

	2020	2019	2018
<b>BIRTHS AND DEATHS</b>			
Resident Births	52	46	41
Resident Deaths	95	87	71
COVID-19	11		
Suicide	2	1	0
Homicide	1	0	0
Alcohol Induced Deaths	1	0	0
Drug Induced Deaths	0	0	0
Smoking Attributable Deaths	15	13	10
<b>DISEASE INCIDENCE</b> <sup>1</sup>	<b>2020</b>	<b>2019</b>	<b>2018</b>
HIV Newly Diagnosed Cases	0	0	0
Hepatitis B Chronic, Acute, and Prenatal	0	0	0
Hepatitis C Chronic and Acute	2	2	2
Tuberculosis Infection Cases	0	0	0
<b>HOSPITAL</b> <sup>2</sup>	<b>2019</b>	<b>2018</b>	<b>2017</b>
<b>Alcohol Disorder Principal Diagnosis</b>			
Emergency Room, then Discharged	9	9	5
Emergency Room, then Admitted	3	2	0
Admitted without Emergency Room	1	1	1
<b>Alcohol Related (Secondary Diagnosis)</b>			
Emergency Room, then Discharged	16	16	11
Emergency Room, then Admitted	6	9	9
Admitted without Emergency Room	3	9	2
<b>Drug Disorder Principal Diagnosis</b>			
Emergency Room, then Discharged	4	0	4
Emergency Room, then Admitted	1	1	0
Admitted without Emergency Room	0	1	1
<b>Drug Related (Secondary Diagnosis)</b>			
Emergency Room, then Discharged	14	10	15
Emergency Room, then Admitted	10	5	4
Admitted without Emergency Room	7	3	4
<b>Mental Disorder Principal Diagnosis</b>			
Emergency Room, then Discharged	33	15	30
Emergency Room, then Admitted	14	19	11
Admitted without Emergency Room	6	8	8
<b>Mental Related (Secondary Diagnosis)</b>			
Emergency Room, then Discharged	86	108	114
Emergency Room, then Admitted	51	96	62
Admitted without Emergency Room	40	71	54

1	Multi-county Kansas City hepatitis and TB case reports are included in Jackson County totals and all Joplin case reports are included in Jasper County totals.
2	Hospital counts for alcohol, drug, and mental disorders are based on diagnosis codes determined by the national Healthcare Cost and Utilization Program. Individuals are counted only once in each applicable diagnosis group regardless of number of times receiving hospital services in the calendar year.
3	In 2019 the National Incident Based Reporting System replaced the Uniform Crime Reporting system for Missouri crime and arrest reports. 2019 crime data might not be fully comparable to crime data in prior years.
4	DSS Children's Division reports do not capture reasons for removal but document conditions present. There are often multiple conditions and factors considered when a child is placed out of the home. Only the substance use conditions are included in this profile.

	2021	2020	2019
<b>ALCOHOL SALES OUTLETS</b>			
Alcohol On-premise Drink Licenses	9	8	5
Alcohol Package Carry-out Licenses	12	12	12
<b>IMPAIRED DRIVING</b>	<b>2020</b>	<b>2019</b>	<b>2018</b>
<b>Alcohol Involved Crashes</b>	8	7	5
Fatal Crashes	0	0	0
Injury Crashes	6	1	4
Property Damage Crashes	2	6	1
Crash Fatalities	0	0	0
Crash Injuries	8	3	6
<b>Drug Involved Crashes</b>	4	1	2
Fatal Crashes	0	0	0
Injury Crashes	1	0	1
Property Damage Crashes	3	1	1
Crash Fatalities	0	0	0
Crash Injuries	1	0	1
<b>POLICE REPORTS</b> <sup>3</sup>	<b>2020</b>	<b>2019</b>	<b>2018</b>
DUI Arrests, DWI Tracking System	44	13	20
Liquor Law Arrests	0	1	2
Drug Arrests	16	37	64
Violent Offenses	4	4	6
Domestic Violence Reports	14	15	22
Property Offenses	23	19	32
<b>SCHOOL REPORTS</b>	<b>2020-21</b>	<b>2019-20</b>	<b>2018-19</b>
Enrollment Grades K-12	789	801	819
School Discipline Involving Alcohol	0	0	0
School Discipline Involving Drugs	0	0	0
School Discipline Involving Tobacco	0	0	0
Enrollment Grades 9-12	237	1,721	1,694
Dropouts	0	0	0
<b>JUVENILE COURT REFERRALS</b>	<b>2020</b>	<b>2019</b>	<b>2018</b>
Violent Offenses	3	1	0
Alcohol Offenses	0	0	1
Drug Offenses	0	2	2
<b>Juvenile Status Offenses</b>			
School Truancy	4	18	10
Absent from Home	1	0	0
Beyond Parental Control	9	13	12
Injurious Behavior	6	11	5
Child Abuse	3	1	0
Child Neglect	16	17	12
Child Custody Issues	0	0	0
<b>JUVENILE COURT PLACEMENTS</b>	<b>2020</b>	<b>2019</b>	<b>2018</b>
Total Out-of-Home Placements	4	5	4
<b>Conditions Present at Removal</b> <sup>4</sup>			
Parental Alcohol Use	0	0	0
Parental Drug Use	2	3	1
Parental Alcohol and Drug Use	0	0	0
<b>CRIMINAL JUSTICE</b>	<b>FY 2021</b>	<b>FY 2020</b>	<b>FY 2019</b>
Drug Treatment Court Participants	1	1	3
Probation/Parole Admissions--Drug	10	14	21
Probation/Parole Admissions--DWI	2	0	0
Prison Admissions--Drug	1	5	8
Prison Admissions--DWI	0	0	0
<b>EMPLOYMENT</b>	<b>2020</b>	<b>2019</b>	<b>2018</b>
Labor Force	2,744	2,703	2,771
Employed	2,634	2,603	2,702
Unemployed	110	100	69
Unemployment Rate	4.0%	3.7%	2.5%

# AUDRAIN COUNTY



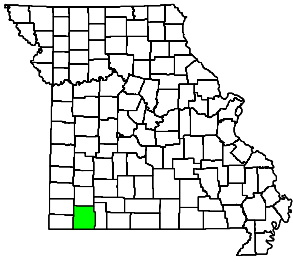
<b>PLANNING AREA</b>	Central
<b>SERVICE AREAS</b>	
Substance Use	15
Mental Health	15
<b>POPULATION</b>	
Census 2010	25,529
April 2020 Estimate	24,835

<b>BIRTHS AND DEATHS</b>	<b>2020</b>	<b>2019</b>	<b>2018</b>
Resident Births	276	292	325
Resident Deaths	389	314	310
COVID-19	42		
Suicide	4	5	9
Homicide	1	2	0
Alcohol Induced Deaths	0	1	1
Drug Induced Deaths	4	1	2
Smoking Attributable Deaths	58	54	52
<b>DISEASE INCIDENCE</b> <sup>1</sup>	<b>2020</b>	<b>2019</b>	<b>2018</b>
HIV Newly Diagnosed Cases	0	0	2
Hepatitis B Chronic, Acute, and Prenatal	1	4	3
Hepatitis C Chronic and Acute	174	34	29
Tuberculosis Infection Cases	1	1	4
<b>HOSPITAL</b> <sup>2</sup>	<b>2019</b>	<b>2018</b>	<b>2017</b>
<b>Alcohol Disorder Principal Diagnosis</b>			
Emergency Room, then Discharged	43	39	29
Emergency Room, then Admitted	9	23	9
Admitted without Emergency Room	10	18	5
<b>Alcohol Related (Secondary Diagnosis)</b>			
Emergency Room, then Discharged	48	54	49
Emergency Room, then Admitted	44	69	56
Admitted without Emergency Room	39	37	34
<b>Drug Disorder Principal Diagnosis</b>			
Emergency Room, then Discharged	38	36	29
Emergency Room, then Admitted	10	9	4
Admitted without Emergency Room	9	14	10
<b>Drug Related (Secondary Diagnosis)</b>			
Emergency Room, then Discharged	75	83	79
Emergency Room, then Admitted	57	95	66
Admitted without Emergency Room	78	111	89
<b>Mental Disorder Principal Diagnosis</b>			
Emergency Room, then Discharged	246	271	171
Emergency Room, then Admitted	81	120	71
Admitted without Emergency Room	86	182	73
<b>Mental Related (Secondary Diagnosis)</b>			
Emergency Room, then Discharged	464	673	1,924
Emergency Room, then Admitted	283	539	391
Admitted without Emergency Room	262	429	318

<b>ALCOHOL SALES OUTLETS</b>	<b>2021</b>	<b>2020</b>	<b>2019</b>
Alcohol On-premise Drink Licenses	25	20	22
Alcohol Package Carry-out Licenses	25	25	24
<b>IMPAIRED DRIVING</b>	<b>2020</b>	<b>2019</b>	<b>2018</b>
<b>Alcohol Involved Crashes</b>	23	10	18
Fatal Crashes	0	0	0
Injury Crashes	13	3	8
Property Damage Crashes	10	7	10
Crash Fatalities	0	0	0
Crash Injuries	13	4	9
<b>Drug Involved Crashes</b>	8	2	3
Fatal Crashes	0	0	0
Injury Crashes	3	2	0
Property Damage Crashes	5	0	3
Crash Fatalities	0	0	0
Crash Injuries	3	2	0
<b>POLICE REPORTS</b> <sup>3</sup>	<b>2020</b>	<b>2019</b>	<b>2018</b>
DUI Arrests, DWI Tracking System	69	65	88
Liquor Law Arrests	0	0	11
Drug Arrests	160	244	180
Violent Offenses	43	31	35
Domestic Violence Reports	523	526	498
Property Offenses	485	524	417
<b>SCHOOL REPORTS</b>	<b>2020-21</b>	<b>2019-20</b>	<b>2018-19</b>
Enrollment Grades K-12	3,090	3,181	3,184
School Discipline Involving Alcohol	0	1	1
School Discipline Involving Drugs	0	1	0
School Discipline Involving Tobacco	0	0	0
Enrollment Grades 9-12	982	985	1,035
Dropouts	40	15	21
<b>JUVENILE COURT REFERRALS</b>	<b>2020</b>	<b>2019</b>	<b>2018</b>
Violent Offenses	14	21	30
Alcohol Offenses	3	2	1
Drug Offenses	3	5	9
<b>Juvenile Status Offenses</b>			
School Truancy	8	33	33
Absent from Home	13	13	13
Beyond Parental Control	7	1	7
Injurious Behavior	28	41	40
Child Abuse	2	19	17
Child Neglect	21	25	17
Child Custody Issues	0	0	3
<b>JUVENILE COURT PLACEMENTS</b>	<b>2020</b>	<b>2019</b>	<b>2018</b>
Total Out-of-Home Placements	21	20	25
<b>Conditions Present at Removal</b> <sup>4</sup>			
Parental Alcohol Use	0	0	4
Parental Drug Use	18	7	10
Parental Alcohol and Drug Use	0	0	0
<b>CRIMINAL JUSTICE</b>	<b>FY 2021</b>	<b>FY 2020</b>	<b>FY 2019</b>
Drug Treatment Court Participants	34	32	38
Probation/Parole Admissions--Drug	60	48	82
Probation/Parole Admissions--DWI	4	4	4
Prison Admissions--Drug	30	31	30
Prison Admissions--DWI	0	2	3
<b>EMPLOYMENT</b>	<b>2020</b>	<b>2019</b>	<b>2018</b>
Labor Force	10,339	10,697	10,804
Employed	9,728	10,337	10,470
Unemployed	611	360	334
Unemployment Rate	5.9%	3.4%	3.1%

1	Multi-county Kansas City hepatitis and TB case reports are included in Jackson County totals and all Joplin case reports are included in Jasper County totals.
2	Hospital counts for alcohol, drug, and mental disorders are based on diagnosis codes determined by the national Healthcare Cost and Utilization Program. Individuals are counted only once in each applicable diagnosis group regardless of number of times receiving hospital services in the calendar year.
3	In 2019 the National Incident Based Reporting System replaced the Uniform Crime Reporting system for Missouri crime and arrest reports. 2019 crime data might not be fully comparable to crime data in prior years.
4	DSS Children's Division reports do not capture reasons for removal but document conditions present. There are often multiple conditions and factors considered when a child is placed out of the home. Only the substance use conditions are included in this profile.

# BARRY COUNTY



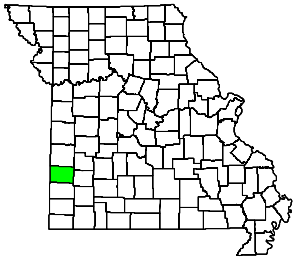
<b>PLANNING AREA</b>	Southwest
<b>SERVICE AREAS</b>	
Substance Use	9
Mental Health	8A
<b>POPULATION</b>	
Census 2010	35,597
April 2020 Estimate	35,818

<b>BIRTHS AND DEATHS</b>	<b>2020</b>	<b>2019</b>	<b>2018</b>
Resident Births	400	383	425
Resident Deaths	523	413	455
COVID-19	52		
Suicide	7	6	8
Homicide	0	0	0
Alcohol Induced Deaths	4	1	6
Drug Induced Deaths	8	4	2
Smoking Attributable Deaths	89	70	88
<b>DISEASE INCIDENCE</b> <sup>1</sup>	<b>2020</b>	<b>2019</b>	<b>2018</b>
HIV Newly Diagnosed Cases	0	0	0
Hepatitis B Chronic, Acute, and Prenatal	6	2	5
Hepatitis C Chronic and Acute	30	38	29
Tuberculosis Infection Cases	3	6	2
<b>HOSPITAL</b> <sup>2</sup>	<b>2019</b>	<b>2018</b>	<b>2017</b>
<b>Alcohol Disorder Principal Diagnosis</b>			
Emergency Room, then Discharged	89	101	92
Emergency Room, then Admitted	27	37	34
Admitted without Emergency Room	20	18	25
<b>Alcohol Related (Secondary Diagnosis)</b>			
Emergency Room, then Discharged	73	60	85
Emergency Room, then Admitted	73	86	118
Admitted without Emergency Room	91	91	108
<b>Drug Disorder Principal Diagnosis</b>			
Emergency Room, then Discharged	91	92	113
Emergency Room, then Admitted	20	20	18
Admitted without Emergency Room	18	18	14
<b>Drug Related (Secondary Diagnosis)</b>			
Emergency Room, then Discharged	85	99	155
Emergency Room, then Admitted	106	107	116
Admitted without Emergency Room	110	145	160
<b>Mental Disorder Principal Diagnosis</b>			
Emergency Room, then Discharged	266	284	236
Emergency Room, then Admitted	80	105	83
Admitted without Emergency Room	103	199	145
<b>Mental Related (Secondary Diagnosis)</b>			
Emergency Room, then Discharged	340	389	491
Emergency Room, then Admitted	348	595	573
Admitted without Emergency Room	469	685	756

<b>ALCOHOL SALES OUTLETS</b>	<b>2021</b>	<b>2020</b>	<b>2019</b>
Alcohol On-premise Drink Licenses	34	31	30
Alcohol Package Carry-out Licenses	44	45	47
<b>IMPAIRED DRIVING</b>	<b>2020</b>	<b>2019</b>	<b>2018</b>
<b>Alcohol Involved Crashes</b>	59	56	41
Fatal Crashes	3	2	3
Injury Crashes	28	22	15
Property Damage Crashes	28	32	23
Crash Fatalities	3	3	3
Crash Injuries	44	34	22
<b>Drug Involved Crashes</b>	13	6	5
Fatal Crashes	3	1	1
Injury Crashes	2	3	2
Property Damage Crashes	8	2	2
Crash Fatalities	3	1	1
Crash Injuries	4	6	4
<b>POLICE REPORTS</b> <sup>3</sup>	<b>2020</b>	<b>2019</b>	<b>2018</b>
DUI Arrests, DWI Tracking System	163	174	204
Liquor Law Arrests	1	9	12
Drug Arrests	188	238	159
Violent Offenses	109	76	92
Domestic Violence Reports	434	448	394
Property Offenses	951	973	1,002
<b>SCHOOL REPORTS</b>	<b>2020-21</b>	<b>2019-20</b>	<b>2018-19</b>
Enrollment Grades K-12	6,180	6,348	6,315
School Discipline Involving Alcohol	0	2	5
School Discipline Involving Drugs	8	18	21
School Discipline Involving Tobacco	0	1	0
Enrollment Grades 9-12	1,964	1,944	1,935
Dropouts	26	8	9
<b>JUVENILE COURT REFERRALS</b>	<b>2020</b>	<b>2019</b>	<b>2018</b>
Violent Offenses	11	37	38
Alcohol Offenses	0	0	1
Drug Offenses	2	9	9
<b>Juvenile Status Offenses</b>			
School Truancy	0	0	12
Absent from Home	28	25	13
Beyond Parental Control	15	27	24
Injurious Behavior	21	50	32
Child Abuse	18	37	35
Child Neglect	137	80	119
Child Custody Issues	66	35	81
<b>JUVENILE COURT PLACEMENTS</b>	<b>2020</b>	<b>2019</b>	<b>2018</b>
Total Out-of-Home Placements	71	44	88
<b>Conditions Present at Removal</b> <sup>4</sup>			
Parental Alcohol Use	3	1	4
Parental Drug Use	33	15	63
Parental Alcohol and Drug Use	1	0	3
<b>CRIMINAL JUSTICE</b>	<b>FY 2021</b>	<b>FY 2020</b>	<b>FY 2019</b>
Drug Treatment Court Participants	47	48	50
Probation/Parole Admissions--Drug	76	100	121
Probation/Parole Admissions--DWI	5	5	12
Prison Admissions--Drug	29	39	46
Prison Admissions--DWI	2	2	2
<b>EMPLOYMENT</b>	<b>2020</b>	<b>2019</b>	<b>2018</b>
Labor Force	15,692	15,589	15,592
Employed	14,673	15,044	15,129
Unemployed	1,019	545	463
Unemployment Rate	6.5%	3.5%	3.0%

1	Multi-county Kansas City hepatitis and TB case reports are included in Jackson County totals and all Joplin case reports are included in Jasper County totals.
2	Hospital counts for alcohol, drug, and mental disorders are based on diagnosis codes determined by the national Healthcare Cost and Utilization Program. Individuals are counted only once in each applicable diagnosis group regardless of number of times receiving hospital services in the calendar year.
3	In 2019 the National Incident Based Reporting System replaced the Uniform Crime Reporting system for Missouri crime and arrest reports. 2019 crime data might not be fully comparable to crime data in prior years.
4	DSS Children's Division reports do not capture reasons for removal but document conditions present. There are often multiple conditions and factors considered when a child is placed out of the home. Only the substance use conditions are included in this profile.

# BARTON COUNTY



<b>PLANNING AREA</b>	Southwest
<b>SERVICE AREAS</b>	
Substance Use	9
Mental Health	9
<b>POPULATION</b>	
Census 2010	12,402
April 2020 Estimate	11,592

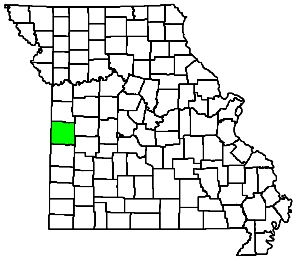
<b>BIRTHS AND DEATHS</b>	<b>2020</b>	<b>2019</b>	<b>2018</b>
Resident Births	150	119	138
Resident Deaths	155	153	122
COVID-19	16		
Suicide	2	0	1
Homicide	0	0	0
Alcohol Induced Deaths	2	0	0
Drug Induced Deaths	2	1	0
Smoking Attributable Deaths	28	29	23
<b>DISEASE INCIDENCE</b> <sup>1</sup>	<b>2020</b>	<b>2019</b>	<b>2018</b>
HIV Newly Diagnosed Cases	1	0	0
Hepatitis B Chronic, Acute, and Prenatal	1	0	0
Hepatitis C Chronic and Acute	9	8	11
Tuberculosis Infection Cases	0	4	0
<b>HOSPITAL</b> <sup>2</sup>	<b>2019</b>	<b>2018</b>	<b>2017</b>
<b>Alcohol Disorder Principal Diagnosis</b>			
Emergency Room, then Discharged	16	8	9
Emergency Room, then Admitted	8	3	5
Admitted without Emergency Room	6	5	5
<b>Alcohol Related (Secondary Diagnosis)</b>			
Emergency Room, then Discharged	24	22	26
Emergency Room, then Admitted	17	17	12
Admitted without Emergency Room	29	27	28
<b>Drug Disorder Principal Diagnosis</b>			
Emergency Room, then Discharged	12	24	22
Emergency Room, then Admitted	5	5	5
Admitted without Emergency Room	5	4	7
<b>Drug Related (Secondary Diagnosis)</b>			
Emergency Room, then Discharged	13	22	47
Emergency Room, then Admitted	40	25	24
Admitted without Emergency Room	49	46	44
<b>Mental Disorder Principal Diagnosis</b>			
Emergency Room, then Discharged	41	62	58
Emergency Room, then Admitted	44	41	27
Admitted without Emergency Room	54	68	47
<b>Mental Related (Secondary Diagnosis)</b>			
Emergency Room, then Discharged	132	155	147
Emergency Room, then Admitted	76	103	119
Admitted without Emergency Room	186	271	340

<b>ALCOHOL SALES OUTLETS</b>	<b>2021</b>	<b>2020</b>	<b>2019</b>
Alcohol On-premise Drink Licenses	9	7	7
Alcohol Package Carry-out Licenses	12	12	14
<b>IMPAIRED DRIVING</b>	<b>2020</b>	<b>2019</b>	<b>2018</b>
<b>Alcohol Involved Crashes</b>	5	9	5
Fatal Crashes	0	2	0
Injury Crashes	2	2	1
Property Damage Crashes	3	5	4
Crash Fatalities	0	2	0
Crash Injuries	3	2	2
<b>Drug Involved Crashes</b>	4	1	0
Fatal Crashes	0	1	0
Injury Crashes	3	0	0
Property Damage Crashes	1	0	0
Crash Fatalities	0	1	0
Crash Injuries	4	0	0
<b>POLICE REPORTS</b> <sup>3</sup>	<b>2020</b>	<b>2019</b>	<b>2018</b>
DUI Arrests, DWI Tracking System	26	22	37
Liquor Law Arrests	1	11	14
Drug Arrests	10	22	42
Violent Offenses	6	6	25
Domestic Violence Reports	31	78	92
Property Offenses	59	140	234
<b>SCHOOL REPORTS</b>	<b>2020-21</b>	<b>2019-20</b>	<b>2018-19</b>
Enrollment Grades K-12	1,678	1,780	1,777
School Discipline Involving Alcohol	0	0	0
School Discipline Involving Drugs	6	0	0
School Discipline Involving Tobacco	0	0	0
Enrollment Grades 9-12	570	607	608
Dropouts	16	6	11
<b>JUVENILE COURT REFERRALS</b>	<b>2020</b>	<b>2019</b>	<b>2018</b>
Violent Offenses	14	14	30
Alcohol Offenses	9	2	7
Drug Offenses	2	2	2
<b>Juvenile Status Offenses</b>			
School Truancy	107	67	130
Absent from Home	10	20	16
Beyond Parental Control	14	19	16
Injurious Behavior	6	20	9
Child Abuse	2	6	2
Child Neglect	37	42	24
Child Custody Issues	0	5	0
<b>JUVENILE COURT PLACEMENTS</b>	<b>2020</b>	<b>2019</b>	<b>2018</b>
Total Out-of-Home Placements	12	9	6
<b>Conditions Present at Removal</b> <sup>4</sup>			
Parental Alcohol Use	2	0	0
Parental Drug Use	5	4	3
Parental Alcohol and Drug Use	0	0	0
<b>CRIMINAL JUSTICE</b>	<b>FY 2021</b>	<b>FY 2020</b>	<b>FY 2019</b>
Drug Treatment Court Participants	5	6	12
Probation/Parole Admissions--Drug	19	12	8
Probation/Parole Admissions--DWI	5	2	2
Prison Admissions--Drug	2	4	3
Prison Admissions--DWI	1	1	4
<b>EMPLOYMENT</b>	<b>2020</b>	<b>2019</b>	<b>2018</b>
Labor Force	5,187	5,202	5,181
Employed	4,931	5,026	5,021
Unemployed	256	176	160
Unemployment Rate	4.9%	3.4%	3.1%

1	Multi-county Kansas City hepatitis and TB case reports are included in Jackson County totals and all Joplin case reports are included in Jasper County totals.
2	Hospital counts for alcohol, drug, and mental disorders are based on diagnosis codes determined by the national Healthcare Cost and Utilization Program. Individuals are counted only once in each applicable diagnosis group regardless of number of times receiving hospital services in the calendar year.
3	In 2019 the National Incident Based Reporting System replaced the Uniform Crime Reporting system for Missouri crime and arrest reports. 2019 crime data might not be fully comparable to crime data in prior years.
4	DSS Children's Division reports do not capture reasons for removal but document conditions present. There are often multiple conditions and factors considered when a child is placed out of the home. Only the substance use conditions are included in this profile.



# BATES COUNTY



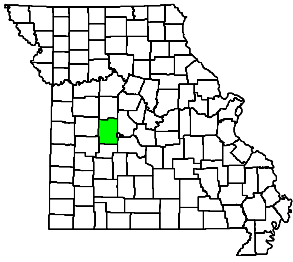
<b>PLANNING AREA</b>	Southwest
<b>SERVICE AREAS</b>	
Substance Use	8
Mental Health	8B
<b>POPULATION</b>	
Census 2010	17,049
April 2020 Estimate	16,242

<b>BIRTHS AND DEATHS</b>	2020	2019	2018
Resident Births	191	190	172
Resident Deaths	225	217	185
COVID-19	16		
Suicide	0	3	3
Homicide	1	0	0
Alcohol Induced Deaths	2	2	1
Drug Induced Deaths	0	5	7
Smoking Attributable Deaths	41	44	38
<b>DISEASE INCIDENCE</b> <sup>1</sup>	2020	2019	2018
HIV Newly Diagnosed Cases	0	0	1
Hepatitis B Chronic, Acute, and Prenatal	1	1	0
Hepatitis C Chronic and Acute	9	8	6
Tuberculosis Infection Cases	2	4	2
<b>HOSPITAL</b> <sup>2</sup>	2019	2018	2017
<b>Alcohol Disorder Principal Diagnosis</b>			
Emergency Room, then Discharged	33	21	24
Emergency Room, then Admitted	4	2	13
Admitted without Emergency Room	23	13	10
<b>Alcohol Related (Secondary Diagnosis)</b>			
Emergency Room, then Discharged	54	39	60
Emergency Room, then Admitted	10	17	42
Admitted without Emergency Room	51	54	58
<b>Drug Disorder Principal Diagnosis</b>			
Emergency Room, then Discharged	35	21	31
Emergency Room, then Admitted	4	4	3
Admitted without Emergency Room	4	6	9
<b>Drug Related (Secondary Diagnosis)</b>			
Emergency Room, then Discharged	52	66	71
Emergency Room, then Admitted	22	24	51
Admitted without Emergency Room	100	86	80
<b>Mental Disorder Principal Diagnosis</b>			
Emergency Room, then Discharged	142	142	94
Emergency Room, then Admitted	14	13	17
Admitted without Emergency Room	82	113	70
<b>Mental Related (Secondary Diagnosis)</b>			
Emergency Room, then Discharged	380	454	591
Emergency Room, then Admitted	41	135	284
Admitted without Emergency Room	421	711	352

<b>ALCOHOL SALES OUTLETS</b>	2021	2020	2019
Alcohol On-premise Drink Licenses	18	17	18
Alcohol Package Carry-out Licenses	18	17	18
<b>IMPAIRED DRIVING</b>	2020	2019	2018
<b>Alcohol Involved Crashes</b>	13	11	16
Fatal Crashes	1	0	0
Injury Crashes	5	2	8
Property Damage Crashes	7	9	8
Crash Fatalities	1	0	0
Crash Injuries	7	2	9
<b>Drug Involved Crashes</b>	4	8	2
Fatal Crashes	1	1	0
Injury Crashes	1	4	0
Property Damage Crashes	2	3	2
Crash Fatalities	1	1	0
Crash Injuries	1	5	0
<b>POLICE REPORTS</b> <sup>3</sup>	2020	2019	2018
DUI Arrests, DWI Tracking System	49	53	82
Liquor Law Arrests	0	2	3
Drug Arrests	92	204	342
Violent Offenses	33	53	47
Domestic Violence Reports	99	104	92
Property Offenses	224	318	283
<b>SCHOOL REPORTS</b>	2020-21	2019-20	2018-19
Enrollment Grades K-12	2,361	2,377	2,362
School Discipline Involving Alcohol	0	0	1
School Discipline Involving Drugs	0	1	4
School Discipline Involving Tobacco	0	1	1
Enrollment Grades 9-12	752	763	737
Dropouts	0	6	0
<b>JUVENILE COURT REFERRALS</b>	2020	2019	2018
Violent Offenses	9	8	20
Alcohol Offenses	0	0	2
Drug Offenses	5	2	3
<b>Juvenile Status Offenses</b>			
School Truancy	9	6	3
Absent from Home	10	2	10
Beyond Parental Control	6	6	3
Injurious Behavior	21	17	40
Child Abuse	22	36	12
Child Neglect	91	68	84
Child Custody Issues	3	3	0
<b>JUVENILE COURT PLACEMENTS</b>	2020	2019	2018
Total Out-of-Home Placements	14	15	17
<b>Conditions Present at Removal</b> <sup>4</sup>			
Parental Alcohol Use	0	0	0
Parental Drug Use	4	10	8
Parental Alcohol and Drug Use	0	0	0
<b>CRIMINAL JUSTICE</b>	FY 2021	FY 2020	FY 2019
Drug Treatment Court Participants	7	12	10
Probation/Parole Admissions--Drug	27	80	104
Probation/Parole Admissions--DWI	4	4	6
Prison Admissions--Drug	11	19	34
Prison Admissions--DWI	2	2	3
<b>EMPLOYMENT</b>	2020	2019	2018
Labor Force	7,662	7,908	7,960
Employed	7,255	7,590	7,657
Unemployed	407	318	303
Unemployment Rate	5.3%	4.0%	3.8%

1	Multi-county Kansas City hepatitis and TB case reports are included in Jackson County totals and all Joplin case reports are included in Jasper County totals.
2	Hospital counts for alcohol, drug, and mental disorders are based on diagnosis codes determined by the national Healthcare Cost and Utilization Program. Individuals are counted only once in each applicable diagnosis group regardless of number of times receiving hospital services in the calendar year.
3	In 2019 the National Incident Based Reporting System replaced the Uniform Crime Reporting system for Missouri crime and arrest reports. 2019 crime data might not be fully comparable to crime data in prior years.
4	DSS Children's Division reports do not capture reasons for removal but document conditions present. There are often multiple conditions and factors considered when a child is placed out of the home. Only the substance use conditions are included in this profile.

# BENTON COUNTY



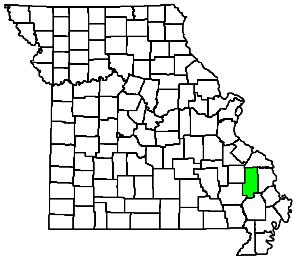
<b>PLANNING AREA</b>	Southwest
<b>SERVICE AREAS</b>	
Substance Use	8
Mental Health	8B
<b>POPULATION</b>	
Census 2010	19,056
April 2020 Estimate	19,627

<b>BIRTHS AND DEATHS</b>	<b>2020</b>	<b>2019</b>	<b>2018</b>
Resident Births	161	158	183
Resident Deaths	367	317	326
COVID-19	24		
Suicide	2	9	8
Homicide	3	2	2
Alcohol Induced Deaths	5	3	2
Drug Induced Deaths	5	2	8
Smoking Attributable Deaths	57	60	59
<b>DISEASE INCIDENCE</b> <sup>1</sup>	<b>2020</b>	<b>2019</b>	<b>2018</b>
HIV Newly Diagnosed Cases	2	0	1
Hepatitis B Chronic, Acute, and Prenatal	1	0	1
Hepatitis C Chronic and Acute	16	17	16
Tuberculosis Infection Cases	1	1	1
<b>HOSPITAL</b> <sup>2</sup>	<b>2019</b>	<b>2018</b>	<b>2017</b>
<b>Alcohol Disorder Principal Diagnosis</b>			
Emergency Room, then Discharged	39	33	34
Emergency Room, then Admitted	1	10	8
Admitted without Emergency Room	18	16	12
<b>Alcohol Related (Secondary Diagnosis)</b>			
Emergency Room, then Discharged	85	49	72
Emergency Room, then Admitted	15	41	61
Admitted without Emergency Room	93	88	81
<b>Drug Disorder Principal Diagnosis</b>			
Emergency Room, then Discharged	33	26	35
Emergency Room, then Admitted	2	2	2
Admitted without Emergency Room	5	6	12
<b>Drug Related (Secondary Diagnosis)</b>			
Emergency Room, then Discharged	78	82	105
Emergency Room, then Admitted	25	40	61
Admitted without Emergency Room	118	103	89
<b>Mental Disorder Principal Diagnosis</b>			
Emergency Room, then Discharged	153	169	127
Emergency Room, then Admitted	12	20	15
Admitted without Emergency Room	91	146	90
<b>Mental Related (Secondary Diagnosis)</b>			
Emergency Room, then Discharged	969	1,487	1,229
Emergency Room, then Admitted	48	385	398
Admitted without Emergency Room	534	659	444

<b>ALCOHOL SALES OUTLETS</b>	<b>2021</b>	<b>2020</b>	<b>2019</b>
Alcohol On-premise Drink Licenses	44	42	46
Alcohol Package Carry-out Licenses	29	27	27
<b>IMPAIRED DRIVING</b>	<b>2020</b>	<b>2019</b>	<b>2018</b>
<b>Alcohol Involved Crashes</b>	16	24	15
Fatal Crashes	0	3	0
Injury Crashes	9	10	2
Property Damage Crashes	7	11	13
Crash Fatalities	0	4	0
Crash Injuries	12	16	2
<b>Drug Involved Crashes</b>	4	3	4
Fatal Crashes	0	0	0
Injury Crashes	1	2	1
Property Damage Crashes	3	1	3
Crash Fatalities	0	0	0
Crash Injuries	1	2	1
<b>POLICE REPORTS</b> <sup>3</sup>	<b>2020</b>	<b>2019</b>	<b>2018</b>
DUI Arrests, DWI Tracking System	48	55	49
Liquor Law Arrests	0	7	2
Drug Arrests	69	57	158
Violent Offenses	44	49	47
Domestic Violence Reports	119	163	176
Property Offenses	269	278	254
<b>SCHOOL REPORTS</b>	<b>2020-21</b>	<b>2019-20</b>	<b>2018-19</b>
Enrollment Grades K-12	2,269	2,347	2,305
School Discipline Involving Alcohol	0	1	0
School Discipline Involving Drugs	7	9	9
School Discipline Involving Tobacco	0	0	0
Enrollment Grades 9-12	729	746	722
Dropouts	7	0	0
<b>JUVENILE COURT REFERRALS</b>	<b>2020</b>	<b>2019</b>	<b>2018</b>
Violent Offenses	13	37	26
Alcohol Offenses	4	1	2
Drug Offenses	7	7	5
<b>Juvenile Status Offenses</b>			
School Truancy	0	12	6
Absent from Home	3	9	6
Beyond Parental Control	1	8	7
Injurious Behavior	2	6	3
Child Abuse	17	22	9
Child Neglect	24	41	27
Child Custody Issues	12	1	4
<b>JUVENILE COURT PLACEMENTS</b>	<b>2020</b>	<b>2019</b>	<b>2018</b>
Total Out-of-Home Placements	8	9	12
<b>Conditions Present at Removal</b> <sup>4</sup>			
Parental Alcohol Use	0	0	0
Parental Drug Use	2	5	2
Parental Alcohol and Drug Use	0	0	0
<b>CRIMINAL JUSTICE</b>	<b>FY 2021</b>	<b>FY 2020</b>	<b>FY 2019</b>
Drug Treatment Court Participants	3	6	4
Probation/Parole Admissions--Drug	37	45	93
Probation/Parole Admissions--DWI	2	4	3
Prison Admissions--Drug	23	20	24
Prison Admissions--DWI	2	2	1
<b>EMPLOYMENT</b>	<b>2020</b>	<b>2019</b>	<b>2018</b>
Labor Force	7,235	7,201	7,143
Employed	6,709	6,855	6,820
Unemployed	526	346	323
Unemployment Rate	7.3%	4.8%	4.5%

1	Multi-county Kansas City hepatitis and TB case reports are included in Jackson County totals and all Joplin case reports are included in Jasper County totals.
2	Hospital counts for alcohol, drug, and mental disorders are based on diagnosis codes determined by the national Healthcare Cost and Utilization Program. Individuals are counted only once in each applicable diagnosis group regardless of number of times receiving hospital services in the calendar year.
3	In 2019 the National Incident Based Reporting System replaced the Uniform Crime Reporting system for Missouri crime and arrest reports. 2019 crime data might not be fully comparable to crime data in prior years.
4	DSS Children's Division reports do not capture reasons for removal but document conditions present. There are often multiple conditions and factors considered when a child is placed out of the home. Only the substance use conditions are included in this profile.

# BOLLINGER COUNTY



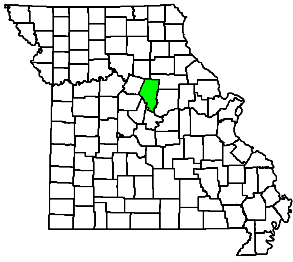
<b>PLANNING AREA</b>	Southeast
<b>SERVICE AREAS</b>	
Substance Use	21
Mental Health	21
<b>POPULATION</b>	
Census 2010	12,363
April 2020 Estimate	12,111

<b>BIRTHS AND DEATHS</b>	<b>2020</b>	<b>2019</b>	<b>2018</b>
Resident Births	142	135	149
Resident Deaths	186	118	144
COVID-19	15		
Suicide	5	0	3
Homicide	0	0	0
Alcohol Induced Deaths	0	1	0
Drug Induced Deaths	4	2	0
Smoking Attributable Deaths	26	30	26
<b>DISEASE INCIDENCE</b> <sup>1</sup>	<b>2020</b>	<b>2019</b>	<b>2018</b>
HIV Newly Diagnosed Cases	2	1	0
Hepatitis B Chronic, Acute, and Prenatal	0	2	2
Hepatitis C Chronic and Acute	3	9	4
Tuberculosis Infection Cases	3	2	0
<b>HOSPITAL</b> <sup>2</sup>	<b>2019</b>	<b>2018</b>	<b>2017</b>
<b>Alcohol Disorder Principal Diagnosis</b>			
Emergency Room, then Discharged	15	15	12
Emergency Room, then Admitted	4	3	5
Admitted without Emergency Room	2	11	2
<b>Alcohol Related (Secondary Diagnosis)</b>			
Emergency Room, then Discharged	25	15	19
Emergency Room, then Admitted	7	11	24
Admitted without Emergency Room	26	29	29
<b>Drug Disorder Principal Diagnosis</b>			
Emergency Room, then Discharged	23	13	22
Emergency Room, then Admitted	1	2	1
Admitted without Emergency Room	5	4	2
<b>Drug Related (Secondary Diagnosis)</b>			
Emergency Room, then Discharged	78	46	23
Emergency Room, then Admitted	12	15	15
Admitted without Emergency Room	41	27	38
<b>Mental Disorder Principal Diagnosis</b>			
Emergency Room, then Discharged	79	94	86
Emergency Room, then Admitted	7	12	12
Admitted without Emergency Room	50	56	31
<b>Mental Related (Secondary Diagnosis)</b>			
Emergency Room, then Discharged	451	804	456
Emergency Room, then Admitted	39	112	94
Admitted without Emergency Room	173	375	327

1	Multi-county Kansas City hepatitis and TB case reports are included in Jackson County totals and all Joplin case reports are included in Jasper County totals.
2	Hospital counts for alcohol, drug, and mental disorders are based on diagnosis codes determined by the national Healthcare Cost and Utilization Program. Individuals are counted only once in each applicable diagnosis group regardless of number of times receiving hospital services in the calendar year.
3	In 2019 the National Incident Based Reporting System replaced the Uniform Crime Reporting system for Missouri crime and arrest reports. 2019 crime data might not be fully comparable to crime data in prior years.
4	DSS Children's Division reports do not capture reasons for removal but document conditions present. There are often multiple conditions and factors considered when a child is placed out of the home. Only the substance use conditions are included in this profile.

<b>ALCOHOL SALES OUTLETS</b>	<b>2021</b>	<b>2020</b>	<b>2019</b>
Alcohol On-premise Drink Licenses	7	8	8
Alcohol Package Carry-out Licenses	13	12	11
<b>IMPAIRED DRIVING</b>	<b>2020</b>	<b>2019</b>	<b>2018</b>
<b>Alcohol Involved Crashes</b>	11	3	9
Fatal Crashes	0	0	0
Injury Crashes	2	1	3
Property Damage Crashes	9	2	6
Crash Fatalities	0	0	0
Crash Injuries	2	1	3
<b>Drug Involved Crashes</b>	2	2	1
Fatal Crashes	0	0	0
Injury Crashes	1	0	1
Property Damage Crashes	1	2	0
Crash Fatalities	0	0	0
Crash Injuries	2	0	2
<b>POLICE REPORTS</b> <sup>3</sup>	<b>2020</b>	<b>2019</b>	<b>2018</b>
DUI Arrests, DWI Tracking System	23	15	29
Liquor Law Arrests	0	4	5
Drug Arrests	12	34	50
Violent Offenses	55	62	32
Domestic Violence Reports	63	47	54
Property Offenses	102	86	61
<b>SCHOOL REPORTS</b>	<b>2020-21</b>	<b>2019-20</b>	<b>2018-19</b>
Enrollment Grades K-12	1,684	1,770	1,804
School Discipline Involving Alcohol	0	0	1
School Discipline Involving Drugs	0	2	2
School Discipline Involving Tobacco	0	0	0
Enrollment Grades 9-12	512	512	539
Dropouts	7	0	0
<b>JUVENILE COURT REFERRALS</b>	<b>2020</b>	<b>2019</b>	<b>2018</b>
Violent Offenses	2	1	5
Alcohol Offenses	2	1	0
Drug Offenses	1	0	1
<b>Juvenile Status Offenses</b>			
School Truancy	14	12	29
Absent from Home	5	1	0
Beyond Parental Control	0	1	3
Injurious Behavior	13	7	21
Child Abuse	2	3	3
Child Neglect	22	44	56
Child Custody Issues	0	0	0
<b>JUVENILE COURT PLACEMENTS</b>	<b>2020</b>	<b>2019</b>	<b>2018</b>
Total Out-of-Home Placements	30	40	32
<b>Conditions Present at Removal</b> <sup>4</sup>			
Parental Alcohol Use	3	0	3
Parental Drug Use	20	23	15
Parental Alcohol and Drug Use	0	1	0
<b>CRIMINAL JUSTICE</b>	<b>FY 2021</b>	<b>FY 2020</b>	<b>FY 2019</b>
Drug Treatment Court Participants	0	0	0
Probation/Parole Admissions--Drug	22	43	66
Probation/Parole Admissions--DWI	1	0	2
Prison Admissions--Drug	6	20	20
Prison Admissions--DWI	0	2	1
<b>EMPLOYMENT</b>	<b>2020</b>	<b>2019</b>	<b>2018</b>
Labor Force	5,409	5,484	5,498
Employed	5,105	5,270	5,300
Unemployed	304	214	198
Unemployment Rate	5.6%	3.9%	3.6%

# BOONE COUNTY



<b>PLANNING AREA</b>	Central
<b>SERVICE AREAS</b>	
Substance Use	12
Mental Health	12
<b>POPULATION</b>	
Census 2010	162,642
April 2020 Estimate	182,991

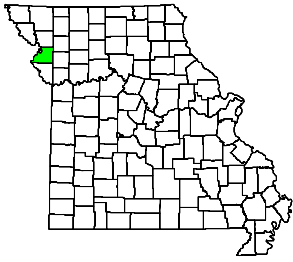
<b>BIRTHS AND DEATHS</b>	2020	2019	2018
Resident Births	1,979	2,075	2,051
Resident Deaths	1,401	1,204	1,237
COVID-19	83		
Suicide	27	30	23
Homicide	15	17	14
Alcohol Induced Deaths	14	10	16
Drug Induced Deaths	38	33	37
Smoking Attributable Deaths	172	165	176
<b>DISEASE INCIDENCE</b> <sup>1</sup>	2020	2019	2018
HIV Newly Diagnosed Cases	14	16	11
Hepatitis B Chronic, Acute, and Prenatal	17	22	20
Hepatitis C Chronic and Acute	103	74	86
Tuberculosis Infection Cases	92	131	98
<b>HOSPITAL</b> <sup>2</sup>	2019	2018	2017
<b>Alcohol Disorder Principal Diagnosis</b>			
Emergency Room, then Discharged	406	566	741
Emergency Room, then Admitted	114	284	284
Admitted without Emergency Room	33	53	52
<b>Alcohol Related (Secondary Diagnosis)</b>			
Emergency Room, then Discharged	387	466	486
Emergency Room, then Admitted	402	678	785
Admitted without Emergency Room	135	196	192
<b>Drug Disorder Principal Diagnosis</b>			
Emergency Room, then Discharged	282	269	294
Emergency Room, then Admitted	98	156	124
Admitted without Emergency Room	38	38	32
<b>Drug Related (Secondary Diagnosis)</b>			
Emergency Room, then Discharged	732	742	863
Emergency Room, then Admitted	648	917	989
Admitted without Emergency Room	283	277	312
<b>Mental Disorder Principal Diagnosis</b>			
Emergency Room, then Discharged	1,210	1,592	1,363
Emergency Room, then Admitted	650	1,108	853
Admitted without Emergency Room	314	331	198
<b>Mental Related (Secondary Diagnosis)</b>			
Emergency Room, then Discharged	2,800	4,418	3,143
Emergency Room, then Admitted	2,006	3,978	3,911
Admitted without Emergency Room	1,189	1,870	1,859

1	Multi-county Kansas City hepatitis and TB case reports are included in Jackson County totals and all Joplin case reports are included in Jasper County totals.
2	Hospital counts for alcohol, drug, and mental disorders are based on diagnosis codes determined by the national Healthcare Cost and Utilization Program. Individuals are counted only once in each applicable diagnosis group regardless of number of times receiving hospital services in the calendar year.
3	In 2019 the National Incident Based Reporting System replaced the Uniform Crime Reporting system for Missouri crime and arrest reports. 2019 crime data might not be fully comparable to crime data in prior years.
4	DSS Children's Division reports do not capture reasons for removal but document conditions present. There are often multiple conditions and factors considered when a child is placed out of the home. Only the substance use conditions are included in this profile.

<b>ALCOHOL SALES OUTLETS</b>	2021	2020	2019
Alcohol On-premise Drink Licenses	256	241	269
Alcohol Package Carry-out Licenses	110	109	106
<b>IMPAIRED DRIVING</b>	2020	2019	2018
<b>Alcohol Involved Crashes</b>	93	107	104
Fatal Crashes	3	2	2
Injury Crashes	34	41	38
Property Damage Crashes	56	64	64
Crash Fatalities	3	2	2
Crash Injuries	46	53	54
<b>Drug Involved Crashes</b>	35	20	32
Fatal Crashes	2	3	1
Injury Crashes	15	10	16
Property Damage Crashes	18	7	15
Crash Fatalities	2	3	1
Crash Injuries	20	14	26
<b>POLICE REPORTS</b> <sup>3</sup>	2020	2019	2018
DUI Arrests, DWI Tracking System	541	817	1,047
Liquor Law Arrests	95	293	226
Drug Arrests	791	1,116	1,172
Violent Offenses	688	531	581
Domestic Violence Reports	2,010	1,360	1,365
Property Offenses	4,277	4,254	4,573
<b>SCHOOL REPORTS</b>	2020-21	2019-20	2018-19
Enrollment Grades K-12	23,174	23,798	23,346
School Discipline Involving Alcohol	0	2	5
School Discipline Involving Drugs	6	13	16
School Discipline Involving Tobacco	0	0	0
Enrollment Grades 9-12	7,245	7,092	6,900
Dropouts	140	109	166
<b>JUVENILE COURT REFERRALS</b>	2020	2019	2018
Violent Offenses	150	194	172
Alcohol Offenses	9	10	7
Drug Offenses	33	45	48
<b>Juvenile Status Offenses</b>			
School Truancy	29	40	43
Absent from Home	9	0	15
Beyond Parental Control	63	97	58
Injurious Behavior	269	367	330
Child Abuse	5	6	6
Child Neglect	183	223	201
Child Custody Issues	15	7	9
<b>JUVENILE COURT PLACEMENTS</b>	2020	2019	2018
Total Out-of-Home Placements	129	162	147
<b>Conditions Present at Removal</b> <sup>4</sup>			
Parental Alcohol Use	9	0	11
Parental Drug Use	55	50	61
Parental Alcohol and Drug Use	0	2	6
<b>CRIMINAL JUSTICE</b>	FY 2021	FY 2020	FY 2019
Drug Treatment Court Participants	317	317	285
Probation/Parole Admissions--Drug	265	221	273
Probation/Parole Admissions--DWI	29	33	17
Prison Admissions--Drug	93	98	112
Prison Admissions--DWI	4	9	5
<b>EMPLOYMENT</b>	2020	2019	2018
Labor Force	96,381	98,300	97,114
Employed	92,311	95,937	94,908
Unemployed	4,070	2,363	2,206
Unemployment Rate	4.2%	2.4%	2.3%



# BUCHANAN COUNTY



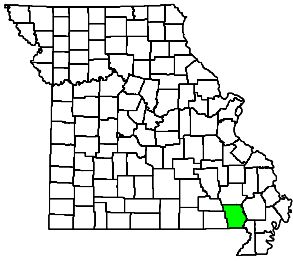
<b>PLANNING AREA</b>	Northwest
<b>SERVICE AREAS</b>	
Substance Use	1
Mental Health	1
<b>POPULATION</b>	
Census 2010	89,201
April 2020 Estimate	86,530

	2020	2019	2018
<b>BIRTHS AND DEATHS</b>			
Resident Births	1,074	1,042	1,118
Resident Deaths	1,131	924	957
COVID-19	105		
Suicide	19	8	24
Homicide	4	4	7
Alcohol Induced Deaths	6	10	8
Drug Induced Deaths	28	16	17
Smoking Attributable Deaths	159	167	161
<b>DISEASE INCIDENCE</b> <sup>1</sup>	<b>2020</b>	<b>2019</b>	<b>2018</b>
HIV Newly Diagnosed Cases	3	9	5
Hepatitis B Chronic, Acute, and Prenatal	7	7	16
Hepatitis C Chronic and Acute	292	140	118
Tuberculosis Infection Cases	18	22	22
<b>HOSPITAL</b> <sup>2</sup>	<b>2019</b>	<b>2018</b>	<b>2017</b>
<b>Alcohol Disorder Principal Diagnosis</b>			
Emergency Room, then Discharged	207	294	316
Emergency Room, then Admitted	58	107	83
Admitted without Emergency Room	16	15	13
<b>Alcohol Related (Secondary Diagnosis)</b>			
Emergency Room, then Discharged	332	392	425
Emergency Room, then Admitted	361	646	699
Admitted without Emergency Room	97	123	82
<b>Drug Disorder Principal Diagnosis</b>			
Emergency Room, then Discharged	179	171	205
Emergency Room, then Admitted	104	158	94
Admitted without Emergency Room	18	18	17
<b>Drug Related (Secondary Diagnosis)</b>			
Emergency Room, then Discharged	1,054	1,226	1,151
Emergency Room, then Admitted	639	1,112	1,245
Admitted without Emergency Room	246	212	200
<b>Mental Disorder Principal Diagnosis</b>			
Emergency Room, then Discharged	708	835	797
Emergency Room, then Admitted	625	1,130	950
Admitted without Emergency Room	284	456	193
<b>Mental Related (Secondary Diagnosis)</b>			
Emergency Room, then Discharged	4,627	7,215	4,959
Emergency Room, then Admitted	1,387	3,341	3,488
Admitted without Emergency Room	672	1,230	1,091

1	Multi-county Kansas City hepatitis and TB case reports are included in Jackson County totals and all Joplin case reports are included in Jasper County totals.
2	Hospital counts for alcohol, drug, and mental disorders are based on diagnosis codes determined by the national Healthcare Cost and Utilization Program. Individuals are counted only once in each applicable diagnosis group regardless of number of times receiving hospital services in the calendar year.
3	In 2019 the National Incident Based Reporting System replaced the Uniform Crime Reporting system for Missouri crime and arrest reports. 2019 crime data might not be fully comparable to crime data in prior years.
4	DSS Children's Division reports do not capture reasons for removal but document conditions present. There are often multiple conditions and factors considered when a child is placed out of the home. Only the substance use conditions are included in this profile.

	2021	2020	2019
<b>ALCOHOL SALES OUTLETS</b>			
Alcohol On-premise Drink Licenses	116	111	114
Alcohol Package Carry-out Licenses	92	88	86
<b>IMPAIRED DRIVING</b>	<b>2020</b>	<b>2019</b>	<b>2018</b>
<b>Alcohol Involved Crashes</b>	106	94	95
Fatal Crashes	3	3	1
Injury Crashes	47	32	32
Property Damage Crashes	56	59	62
Crash Fatalities	3	3	1
Crash Injuries	66	48	43
<b>Drug Involved Crashes</b>	29	28	22
Fatal Crashes	0	1	1
Injury Crashes	16	15	9
Property Damage Crashes	13	12	12
Crash Fatalities	0	1	1
Crash Injuries	21	30	19
<b>POLICE REPORTS</b> <sup>3</sup>	<b>2020</b>	<b>2019</b>	<b>2018</b>
DUI Arrests, DWI Tracking System	315	308	241
Liquor Law Arrests	47	25	44
Drug Arrests	380	412	362
Violent Offenses	461	477	548
Domestic Violence Reports	1,196	2,471	1,274
Property Offenses	4,108	4,615	4,032
<b>SCHOOL REPORTS</b>	<b>2020-21</b>	<b>2019-20</b>	<b>2018-19</b>
Enrollment Grades K-12	12,162	12,459	12,638
School Discipline Involving Alcohol	0	4	16
School Discipline Involving Drugs	29	43	47
School Discipline Involving Tobacco	0	1	1
Enrollment Grades 9-12	3,686	3,634	3,692
Dropouts	251	90	159
<b>JUVENILE COURT REFERRALS</b>	<b>2020</b>	<b>2019</b>	<b>2018</b>
Violent Offenses	80	113	82
Alcohol Offenses	1	6	1
Drug Offenses	8	33	34
<b>Juvenile Status Offenses</b>			
School Truancy	117	89	32
Absent from Home	167	227	129
Beyond Parental Control	55	104	80
Injurious Behavior	41	56	36
Child Abuse	85	95	79
Child Neglect	82	83	76
Child Custody Issues	0	0	0
<b>JUVENILE COURT PLACEMENTS</b>	<b>2020</b>	<b>2019</b>	<b>2018</b>
Total Out-of-Home Placements	45	78	67
<b>Conditions Present at Removal</b> <sup>4</sup>			
Parental Alcohol Use	0	0	2
Parental Drug Use	14	37	25
Parental Alcohol and Drug Use	2	0	1
<b>CRIMINAL JUSTICE</b>	<b>FY 2021</b>	<b>FY 2020</b>	<b>FY 2019</b>
Drug Treatment Court Participants	269	273	283
Probation/Parole Admissions--Drug	235	322	351
Probation/Parole Admissions--DWI	18	32	12
Prison Admissions--Drug	120	133	154
Prison Admissions--DWI	5	5	3
<b>EMPLOYMENT</b>	<b>2020</b>	<b>2019</b>	<b>2018</b>
Labor Force	43,827	44,669	44,570
Employed	41,667	43,301	43,251
Unemployed	2,160	1,368	1,319
Unemployment Rate	4.9%	3.1%	3.0%

# BUTLER COUNTY



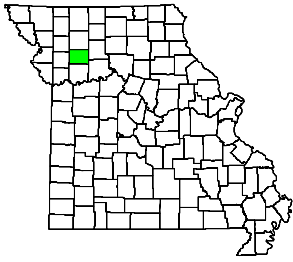
<b>PLANNING AREA</b>	Southeast
<b>SERVICE AREAS</b>	
Substance Use	19
Mental Health	19
<b>POPULATION</b>	
Census 2010	42,794
April 2020 Estimate	42,178

	2020	2019	2018
<b>BIRTHS AND DEATHS</b>			
Resident Births	544	546	500
Resident Deaths	688	568	608
COVID-19	54		
Suicide	8	8	6
Homicide	5	1	6
Alcohol Induced Deaths	7	5	9
Drug Induced Deaths	19	8	17
Smoking Attributable Deaths	104	95	120
<b>DISEASE INCIDENCE</b> <sup>1</sup>	<b>2020</b>	<b>2019</b>	<b>2018</b>
HIV Newly Diagnosed Cases	2	1	4
Hepatitis B Chronic, Acute, and Prenatal	2	3	0
Hepatitis C Chronic and Acute	42	57	51
Tuberculosis Infection Cases	15	10	0
<b>HOSPITAL</b> <sup>2</sup>	<b>2019</b>	<b>2018</b>	<b>2017</b>
<b>Alcohol Disorder Principal Diagnosis</b>			
Emergency Room, then Discharged	95	94	113
Emergency Room, then Admitted	22	34	23
Admitted without Emergency Room	12	16	22
<b>Alcohol Related (Secondary Diagnosis)</b>			
Emergency Room, then Discharged	122	163	170
Emergency Room, then Admitted	133	204	184
Admitted without Emergency Room	106	147	145
<b>Drug Disorder Principal Diagnosis</b>			
Emergency Room, then Discharged	159	180	169
Emergency Room, then Admitted	85	102	63
Admitted without Emergency Room	29	42	38
<b>Drug Related (Secondary Diagnosis)</b>			
Emergency Room, then Discharged	269	335	334
Emergency Room, then Admitted	274	377	373
Admitted without Emergency Room	184	258	282
<b>Mental Disorder Principal Diagnosis</b>			
Emergency Room, then Discharged	552	735	573
Emergency Room, then Admitted	240	425	332
Admitted without Emergency Room	175	378	262
<b>Mental Related (Secondary Diagnosis)</b>			
Emergency Room, then Discharged	1,959	3,509	2,234
Emergency Room, then Admitted	579	1,158	1,198
Admitted without Emergency Room	542	1,192	1,124

	2021	2020	2019
<b>ALCOHOL SALES OUTLETS</b>			
Alcohol On-premise Drink Licenses	58	53	62
Alcohol Package Carry-out Licenses	62	58	62
<b>IMPAIRED DRIVING</b>	<b>2020</b>	<b>2019</b>	<b>2018</b>
<b>Alcohol Involved Crashes</b>	38	41	36
Fatal Crashes	1	1	0
Injury Crashes	15	18	15
Property Damage Crashes	22	22	21
Crash Fatalities	1	1	0
Crash Injuries	21	27	19
<b>Drug Involved Crashes</b>	13	11	15
Fatal Crashes	0	1	1
Injury Crashes	7	4	4
Property Damage Crashes	6	6	10
Crash Fatalities	0	1	1
Crash Injuries	8	7	4
<b>POLICE REPORTS</b> <sup>3</sup>	<b>2020</b>	<b>2019</b>	<b>2018</b>
DUI Arrests, DWI Tracking System	91	111	126
Liquor Law Arrests	0	5	6
Drug Arrests	150	221	365
Violent Offenses	152	280	240
Domestic Violence Reports	614	630	563
Property Offenses	1,725	1,749	1,874
<b>SCHOOL REPORTS</b>	<b>2020-21</b>	<b>2019-20</b>	<b>2018-19</b>
Enrollment Grades K-12	6,332	6,449	6,435
School Discipline Involving Alcohol	6	7	3
School Discipline Involving Drugs	18	20	26
School Discipline Involving Tobacco	0	3	8
Enrollment Grades 9-12	1,920	1,915	1,874
Dropouts	29	28	30
<b>JUVENILE COURT REFERRALS</b>	<b>2020</b>	<b>2019</b>	<b>2018</b>
Violent Offenses	72	110	100
Alcohol Offenses	3	4	1
Drug Offenses	12	19	12
<b>Juvenile Status Offenses</b>			
School Truancy	11	28	20
Absent from Home	52	59	44
Beyond Parental Control	12	17	26
Injurious Behavior	0	0	0
Child Abuse	0	14	12
Child Neglect	103	184	159
Child Custody Issues	0	0	0
<b>JUVENILE COURT PLACEMENTS</b>	<b>2020</b>	<b>2019</b>	<b>2018</b>
Total Out-of-Home Placements	73	139	112
<b>Conditions Present at Removal</b> <sup>4</sup>			
Parental Alcohol Use	0	3	4
Parental Drug Use	46	73	48
Parental Alcohol and Drug Use	0	0	0
<b>CRIMINAL JUSTICE</b>	<b>FY 2021</b>	<b>FY 2020</b>	<b>FY 2019</b>
Drug Treatment Court Participants	72	58	65
Probation/Parole Admissions--Drug	194	217	241
Probation/Parole Admissions--DWI	4	6	5
Prison Admissions--Drug	101	105	127
Prison Admissions--DWI	1	2	2
<b>EMPLOYMENT</b>	<b>2020</b>	<b>2019</b>	<b>2018</b>
Labor Force	18,183	17,986	18,127
Employed	17,032	17,140	17,297
Unemployed	1,151	846	830
Unemployment Rate	6.3%	4.7%	4.6%

1	Multi-county Kansas City hepatitis and TB case reports are included in Jackson County totals and all Joplin case reports are included in Jasper County totals.
2	Hospital counts for alcohol, drug, and mental disorders are based on diagnosis codes determined by the national Healthcare Cost and Utilization Program. Individuals are counted only once in each applicable diagnosis group regardless of number of times receiving hospital services in the calendar year.
3	In 2019 the National Incident Based Reporting System replaced the Uniform Crime Reporting system for Missouri crime and arrest reports. 2019 crime data might not be fully comparable to crime data in prior years.
4	DSS Children's Division reports do not capture reasons for removal but document conditions present. There are often multiple conditions and factors considered when a child is placed out of the home. Only the substance use conditions are included in this profile.

# CALDWELL COUNTY



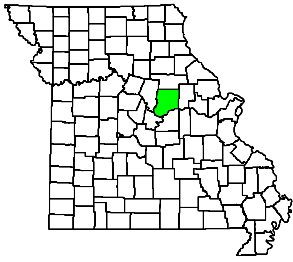
<b>PLANNING AREA</b>	Northwest
<b>SERVICE AREAS</b>	
Substance Use	13
Mental Health	13
<b>POPULATION</b>	
Census 2010	9,424
April 2020 Estimate	9,051

<b>BIRTHS AND DEATHS</b>	<b>2020</b>	<b>2019</b>	<b>2018</b>
Resident Births	95	101	108
Resident Deaths	120	105	117
COVID-19	9		
Suicide	5	5	2
Homicide	1	0	0
Alcohol Induced Deaths	0	2	1
Drug Induced Deaths	1	1	2
Smoking Attributable Deaths	19	18	20
<b>DISEASE INCIDENCE</b> <sup>1</sup>	<b>2020</b>	<b>2019</b>	<b>2018</b>
HIV Newly Diagnosed Cases	0	0	2
Hepatitis B Chronic, Acute, and Prenatal	1	0	0
Hepatitis C Chronic and Acute	3	4	4
Tuberculosis Infection Cases	2	1	1
<b>HOSPITAL</b> <sup>2</sup>	<b>2019</b>	<b>2018</b>	<b>2017</b>
<b>Alcohol Disorder Principal Diagnosis</b>			
Emergency Room, then Discharged	8	13	7
Emergency Room, then Admitted	2	3	4
Admitted without Emergency Room	1	3	3
<b>Alcohol Related (Secondary Diagnosis)</b>			
Emergency Room, then Discharged	11	9	19
Emergency Room, then Admitted	15	21	22
Admitted without Emergency Room	16	17	20
<b>Drug Disorder Principal Diagnosis</b>			
Emergency Room, then Discharged	12	3	5
Emergency Room, then Admitted	2	2	2
Admitted without Emergency Room	1	1	0
<b>Drug Related (Secondary Diagnosis)</b>			
Emergency Room, then Discharged	18	11	12
Emergency Room, then Admitted	10	12	20
Admitted without Emergency Room	22	29	25
<b>Mental Disorder Principal Diagnosis</b>			
Emergency Room, then Discharged	36	55	45
Emergency Room, then Admitted	14	19	20
Admitted without Emergency Room	37	41	33
<b>Mental Related (Secondary Diagnosis)</b>			
Emergency Room, then Discharged	76	116	69
Emergency Room, then Admitted	86	188	141
Admitted without Emergency Room	136	257	173

1	Multi-county Kansas City hepatitis and TB case reports are included in Jackson County totals and all Joplin case reports are included in Jasper County totals.
2	Hospital counts for alcohol, drug, and mental disorders are based on diagnosis codes determined by the national Healthcare Cost and Utilization Program. Individuals are counted only once in each applicable diagnosis group regardless of number of times receiving hospital services in the calendar year.
3	In 2019 the National Incident Based Reporting System replaced the Uniform Crime Reporting system for Missouri crime and arrest reports. 2019 crime data might not be fully comparable to crime data in prior years.
4	DSS Children's Division reports do not capture reasons for removal but document conditions present. There are often multiple conditions and factors considered when a child is placed out of the home. Only the substance use conditions are included in this profile.

<b>ALCOHOL SALES OUTLETS</b>	<b>2021</b>	<b>2020</b>	<b>2019</b>
Alcohol On-premise Drink Licenses	8	7	6
Alcohol Package Carry-out Licenses	9	9	11
<b>IMPAIRED DRIVING</b>	<b>2020</b>	<b>2019</b>	<b>2018</b>
<b>Alcohol Involved Crashes</b>	8	7	6
Fatal Crashes	1	0	1
Injury Crashes	4	4	3
Property Damage Crashes	3	3	2
Crash Fatalities	1	0	1
Crash Injuries	4	5	5
<b>Drug Involved Crashes</b>	1	0	2
Fatal Crashes	1	0	0
Injury Crashes	0	0	1
Property Damage Crashes	0	0	1
Crash Fatalities	1	0	0
Crash Injuries	0	0	2
<b>POLICE REPORTS</b> <sup>3</sup>	<b>2020</b>	<b>2019</b>	<b>2018</b>
DUI Arrests, DWI Tracking System	28	28	33
Liquor Law Arrests	0	3	1
Drug Arrests	19	36	73
Violent Offenses	24	28	10
Domestic Violence Reports	83	117	65
Property Offenses	100	108	109
<b>SCHOOL REPORTS</b>	<b>2020-21</b>	<b>2019-20</b>	<b>2018-19</b>
Enrollment Grades K-12	1,401	1,538	1,562
School Discipline Involving Alcohol	0	0	0
School Discipline Involving Drugs	0	1	2
School Discipline Involving Tobacco	0	0	1
Enrollment Grades 9-12	469	509	475
Dropouts	0	0	0
<b>JUVENILE COURT REFERRALS</b>	<b>2020</b>	<b>2019</b>	<b>2018</b>
Violent Offenses	4	9	14
Alcohol Offenses	2	0	1
Drug Offenses	3	3	1
<b>Juvenile Status Offenses</b>			
School Truancy	9	10	14
Absent from Home	10	4	0
Beyond Parental Control	3	2	2
Injurious Behavior	9	2	9
Child Abuse	3	0	0
Child Neglect	22	12	13
Child Custody Issues	0	0	0
<b>JUVENILE COURT PLACEMENTS</b>	<b>2020</b>	<b>2019</b>	<b>2018</b>
Total Out-of-Home Placements	7	5	13
<b>Conditions Present at Removal</b> <sup>4</sup>			
Parental Alcohol Use	0	0	0
Parental Drug Use	3	5	12
Parental Alcohol and Drug Use	0	0	0
<b>CRIMINAL JUSTICE</b>	<b>FY 2021</b>	<b>FY 2020</b>	<b>FY 2019</b>
Drug Treatment Court Participants	0	0	0
Probation/Parole Admissions--Drug	28	41	50
Probation/Parole Admissions--DWI	2	5	0
Prison Admissions--Drug	20	24	31
Prison Admissions--DWI	2	1	1
<b>EMPLOYMENT</b>	<b>2020</b>	<b>2019</b>	<b>2018</b>
Labor Force	4,279	4,369	4,404
Employed	4,050	4,230	4,266
Unemployed	229	139	138
Unemployment Rate	5.4%	3.2%	3.1%

# CALLAWAY COUNTY



<b>PLANNING AREA</b>	Central
<b>SERVICE AREAS</b>	
Substance Use	11
Mental Health	15
<b>POPULATION</b>	
Census 2010	44,332
April 2020 Estimate	44,887

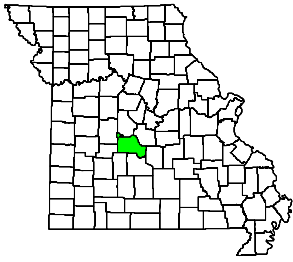
<b>BIRTHS AND DEATHS</b>	<b>2020</b>	<b>2019</b>	<b>2018</b>
Resident Births	461	501	501
Resident Deaths	519	424	458
COVID-19	38		
Suicide	10	5	8
Homicide	1	4	1
Alcohol Induced Deaths	6	3	5
Drug Induced Deaths	9	7	10
Smoking Attributable Deaths	85	64	67
<b>DISEASE INCIDENCE</b> <sup>1</sup>	<b>2020</b>	<b>2019</b>	<b>2018</b>
HIV Newly Diagnosed Cases	2	6	0
Hepatitis B Chronic, Acute, and Prenatal	2	4	2
Hepatitis C Chronic and Acute	467	39	18
Tuberculosis Infection Cases	4	7	4
<b>HOSPITAL</b> <sup>2</sup>	<b>2019</b>	<b>2018</b>	<b>2017</b>
<b>Alcohol Disorder Principal Diagnosis</b>			
Emergency Room, then Discharged	82	104	74
Emergency Room, then Admitted	19	30	40
Admitted without Emergency Room	17	16	17
<b>Alcohol Related (Secondary Diagnosis)</b>			
Emergency Room, then Discharged	424	142	129
Emergency Room, then Admitted	120	124	194
Admitted without Emergency Room	47	62	64
<b>Drug Disorder Principal Diagnosis</b>			
Emergency Room, then Discharged	42	77	69
Emergency Room, then Admitted	19	36	26
Admitted without Emergency Room	14	15	19
<b>Drug Related (Secondary Diagnosis)</b>			
Emergency Room, then Discharged	182	186	281
Emergency Room, then Admitted	135	186	233
Admitted without Emergency Room	119	98	112
<b>Mental Disorder Principal Diagnosis</b>			
Emergency Room, then Discharged	376	420	377
Emergency Room, then Admitted	183	265	216
Admitted without Emergency Room	180	165	63
<b>Mental Related (Secondary Diagnosis)</b>			
Emergency Room, then Discharged	1,426	1,921	1,313
Emergency Room, then Admitted	522	1,111	1,067
Admitted without Emergency Room	418	767	590

1	Multi-county Kansas City hepatitis and TB case reports are included in Jackson County totals and all Joplin case reports are included in Jasper County totals.
2	Hospital counts for alcohol, drug, and mental disorders are based on diagnosis codes determined by the national Healthcare Cost and Utilization Program. Individuals are counted only once in each applicable diagnosis group regardless of number of times receiving hospital services in the calendar year.
3	In 2019 the National Incident Based Reporting System replaced the Uniform Crime Reporting system for Missouri crime and arrest reports. 2019 crime data might not be fully comparable to crime data in prior years.
4	DSS Children's Division reports do not capture reasons for removal but document conditions present. There are often multiple conditions and factors considered when a child is placed out of the home. Only the substance use conditions are included in this profile.

<b>ALCOHOL SALES OUTLETS</b>	<b>2021</b>	<b>2020</b>	<b>2019</b>
Alcohol On-premise Drink Licenses	43	42	45
Alcohol Package Carry-out Licenses	44	45	49
<b>IMPAIRED DRIVING</b>	<b>2020</b>	<b>2019</b>	<b>2018</b>
<b>Alcohol Involved Crashes</b>	48	46	54
Fatal Crashes	1	2	0
Injury Crashes	20	21	14
Property Damage Crashes	27	23	40
Crash Fatalities	1	2	0
Crash Injuries	26	25	15
<b>Drug Involved Crashes</b>	14	16	12
Fatal Crashes	1	2	1
Injury Crashes	3	5	5
Property Damage Crashes	10	9	6
Crash Fatalities	1	2	1
Crash Injuries	3	6	6
<b>POLICE REPORTS</b> <sup>3</sup>	<b>2020</b>	<b>2019</b>	<b>2018</b>
DUI Arrests, DWI Tracking System	119	183	210
Liquor Law Arrests	2	12	33
Drug Arrests	333	348	458
Violent Offenses	88	165	122
Domestic Violence Reports	482	653	601
Property Offenses	970	1,162	938
<b>SCHOOL REPORTS</b>	<b>2020-21</b>	<b>2019-20</b>	<b>2018-19</b>
Enrollment Grades K-12	4,737	4,853	4,890
School Discipline Involving Alcohol	0	2	4
School Discipline Involving Drugs	9	19	19
School Discipline Involving Tobacco	0	0	0
Enrollment Grades 9-12	1,530	1,544	1,534
Dropouts	40	23	27
<b>JUVENILE COURT REFERRALS</b>	<b>2020</b>	<b>2019</b>	<b>2018</b>
Violent Offenses	69	80	58
Alcohol Offenses	2	5	3
Drug Offenses	7	16	22
<b>Juvenile Status Offenses</b>			
School Truancy	31	38	39
Absent from Home	5	1	0
Beyond Parental Control	101	104	103
Injurious Behavior	47	39	64
Child Abuse	2	4	0
Child Neglect	90	99	107
Child Custody Issues	17	11	0
<b>JUVENILE COURT PLACEMENTS</b>	<b>2020</b>	<b>2019</b>	<b>2018</b>
Total Out-of-Home Placements	62	73	81
<b>Conditions Present at Removal</b> <sup>4</sup>			
Parental Alcohol Use	2	0	10
Parental Drug Use	32	32	37
Parental Alcohol and Drug Use	1	3	2
<b>CRIMINAL JUSTICE</b>	<b>FY 2021</b>	<b>FY 2020</b>	<b>FY 2019</b>
Drug Treatment Court Participants	65	46	56
Probation/Parole Admissions--Drug	128	106	116
Probation/Parole Admissions--DWI	9	20	11
Prison Admissions--Drug	31	53	48
Prison Admissions--DWI	5	6	5
<b>EMPLOYMENT</b>	<b>2020</b>	<b>2019</b>	<b>2018</b>
Labor Force	21,366	21,383	21,087
Employed	20,410	20,758	20,469
Unemployed	956	625	618
Unemployment Rate	4.5%	2.9%	2.9%



# CAMDEN COUNTY



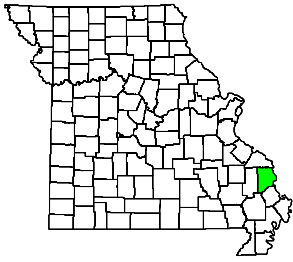
<b>PLANNING AREA</b>	Central
<b>SERVICE AREAS</b>	
Substance Use	11
Mental Health	11
<b>POPULATION</b>	
Census 2010	44,002
April 2020 Estimate	46,414

<b>BIRTHS AND DEATHS</b>	<b>2020</b>	<b>2019</b>	<b>2018</b>
Resident Births	369	363	372
Resident Deaths	646	518	539
COVID-19	73		
Suicide	14	7	7
Homicide	0	0	1
Alcohol Induced Deaths	13	9	5
Drug Induced Deaths	6	8	9
Smoking Attributable Deaths	90	102	103
<b>DISEASE INCIDENCE</b> <sup>1</sup>	<b>2020</b>	<b>2019</b>	<b>2018</b>
HIV Newly Diagnosed Cases	0	0	2
Hepatitis B Chronic, Acute, and Prenatal	2	0	2
Hepatitis C Chronic and Acute	28	24	28
Tuberculosis Infection Cases	6	5	2
<b>HOSPITAL</b> <sup>2</sup>	<b>2019</b>	<b>2018</b>	<b>2017</b>
<b>Alcohol Disorder Principal Diagnosis</b>			
Emergency Room, then Discharged	87	111	104
Emergency Room, then Admitted	10	16	18
Admitted without Emergency Room	40	65	49
<b>Alcohol Related (Secondary Diagnosis)</b>			
Emergency Room, then Discharged	125	104	130
Emergency Room, then Admitted	44	42	81
Admitted without Emergency Room	175	207	222
<b>Drug Disorder Principal Diagnosis</b>			
Emergency Room, then Discharged	93	86	87
Emergency Room, then Admitted	5	11	9
Admitted without Emergency Room	15	15	11
<b>Drug Related (Secondary Diagnosis)</b>			
Emergency Room, then Discharged	126	147	131
Emergency Room, then Admitted	54	69	85
Admitted without Emergency Room	159	150	156
<b>Mental Disorder Principal Diagnosis</b>			
Emergency Room, then Discharged	330	388	362
Emergency Room, then Admitted	62	101	95
Admitted without Emergency Room	159	245	134
<b>Mental Related (Secondary Diagnosis)</b>			
Emergency Room, then Discharged	858	833	577
Emergency Room, then Admitted	102	190	325
Admitted without Emergency Room	803	1,550	1,134

<b>ALCOHOL SALES OUTLETS</b>	<b>2021</b>	<b>2020</b>	<b>2019</b>
Alcohol On-premise Drink Licenses	147	145	141
Alcohol Package Carry-out Licenses	72	76	83
<b>IMPAIRED DRIVING</b>	<b>2020</b>	<b>2019</b>	<b>2018</b>
<b>Alcohol Involved Crashes</b>	82	75	56
Fatal Crashes	3	2	2
Injury Crashes	31	27	21
Property Damage Crashes	48	46	33
Crash Fatalities	3	2	2
Crash Injuries	48	39	29
<b>Drug Involved Crashes</b>	20	12	7
Fatal Crashes	2	1	2
Injury Crashes	7	3	2
Property Damage Crashes	11	8	3
Crash Fatalities	2	1	2
Crash Injuries	14	4	8
<b>POLICE REPORTS</b> <sup>3</sup>	<b>2020</b>	<b>2019</b>	<b>2018</b>
DUI Arrests, DWI Tracking System	147	227	224
Liquor Law Arrests	14	10	34
Drug Arrests	204	214	324
Violent Offenses	127	134	123
Domestic Violence Reports	456	871	558
Property Offenses	771	922	1,008
<b>SCHOOL REPORTS</b>	<b>2020-21</b>	<b>2019-20</b>	<b>2018-19</b>
Enrollment Grades K-12	4,750	5,026	5,017
School Discipline Involving Alcohol	0	1	0
School Discipline Involving Drugs	8	7	13
School Discipline Involving Tobacco	0	2	0
Enrollment Grades 9-12	1,657	1,652	1,639
Dropouts	27	17	21
<b>JUVENILE COURT REFERRALS</b>	<b>2020</b>	<b>2019</b>	<b>2018</b>
Violent Offenses	22	41	25
Alcohol Offenses	4	4	1
Drug Offenses	9	21	17
<b>Juvenile Status Offenses</b>			
School Truancy	15	22	15
Absent from Home	9	10	10
Beyond Parental Control	8	6	6
Injurious Behavior	46	39	52
Child Abuse	12	22	17
Child Neglect	51	90	79
Child Custody Issues	60	8	25
<b>JUVENILE COURT PLACEMENTS</b>	<b>2020</b>	<b>2019</b>	<b>2018</b>
Total Out-of-Home Placements	32	62	47
<b>Conditions Present at Removal</b> <sup>4</sup>			
Parental Alcohol Use	1	3	1
Parental Drug Use	5	23	21
Parental Alcohol and Drug Use	0	0	1
<b>CRIMINAL JUSTICE</b>	<b>FY 2021</b>	<b>FY 2020</b>	<b>FY 2019</b>
Drug Treatment Court Participants	47	53	25
Probation/Parole Admissions--Drug	107	133	180
Probation/Parole Admissions--DWI	11	10	6
Prison Admissions--Drug	54	45	81
Prison Admissions--DWI	4	2	2
<b>EMPLOYMENT</b>	<b>2020</b>	<b>2019</b>	<b>2018</b>
Labor Force	18,829	18,861	18,578
Employed	17,502	18,013	17,795
Unemployed	1,327	848	783
Unemployment Rate	7.0%	4.5%	4.2%

1	Multi-county Kansas City hepatitis and TB case reports are included in Jackson County totals and all Joplin case reports are included in Jasper County totals.
2	Hospital counts for alcohol, drug, and mental disorders are based on diagnosis codes determined by the national Healthcare Cost and Utilization Program. Individuals are counted only once in each applicable diagnosis group regardless of number of times receiving hospital services in the calendar year.
3	In 2019 the National Incident Based Reporting System replaced the Uniform Crime Reporting system for Missouri crime and arrest reports. 2019 crime data might not be fully comparable to crime data in prior years.
4	DSS Children's Division reports do not capture reasons for removal but document conditions present. There are often multiple conditions and factors considered when a child is placed out of the home. Only the substance use conditions are included in this profile.

# CAPE GIRARDEAU COUNTY



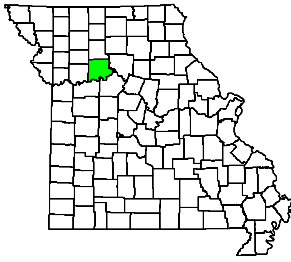
<b>PLANNING AREA</b>	Southeast
<b>SERVICE AREAS</b>	
Substance Use	21
Mental Health	21
<b>POPULATION</b>	
Census 2010	75,674
April 2020 Estimate	79,512

<b>BIRTHS AND DEATHS</b>	<b>2020</b>	<b>2019</b>	<b>2018</b>
Resident Births	907	850	931
Resident Deaths	1,079	837	820
COVID-19	113		
Suicide	16	17	17
Homicide	5	4	6
Alcohol Induced Deaths	10	4	4
Drug Induced Deaths	21	18	21
Smoking Attributable Deaths	135	133	130
<b>DISEASE INCIDENCE</b> <sup>1</sup>	<b>2020</b>	<b>2019</b>	<b>2018</b>
HIV Newly Diagnosed Cases	5	6	2
Hepatitis B Chronic, Acute, and Prenatal	7	6	4
Hepatitis C Chronic and Acute	36	37	35
Tuberculosis Infection Cases	20	25	7
<b>HOSPITAL</b> <sup>2</sup>	<b>2019</b>	<b>2018</b>	<b>2017</b>
<b>Alcohol Disorder Principal Diagnosis</b>			
Emergency Room, then Discharged	167	195	156
Emergency Room, then Admitted	12	40	32
Admitted without Emergency Room	32	60	56
<b>Alcohol Related (Secondary Diagnosis)</b>			
Emergency Room, then Discharged	179	216	138
Emergency Room, then Admitted	55	72	139
Admitted without Emergency Room	180	242	245
<b>Drug Disorder Principal Diagnosis</b>			
Emergency Room, then Discharged	188	221	169
Emergency Room, then Admitted	12	12	9
Admitted without Emergency Room	67	50	38
<b>Drug Related (Secondary Diagnosis)</b>			
Emergency Room, then Discharged	708	398	255
Emergency Room, then Admitted	80	109	118
Admitted without Emergency Room	264	361	418
<b>Mental Disorder Principal Diagnosis</b>			
Emergency Room, then Discharged	710	1,024	765
Emergency Room, then Admitted	45	62	88
Admitted without Emergency Room	314	474	295
<b>Mental Related (Secondary Diagnosis)</b>			
Emergency Room, then Discharged	3,547	6,795	3,708
Emergency Room, then Admitted	235	677	593
Admitted without Emergency Room	1,022	2,274	1,891

<b>ALCOHOL SALES OUTLETS</b>	<b>2021</b>	<b>2020</b>	<b>2019</b>
Alcohol On-premise Drink Licenses	141	129	128
Alcohol Package Carry-out Licenses	75	70	70
<b>IMPAIRED DRIVING</b>	<b>2020</b>	<b>2019</b>	<b>2018</b>
<b>Alcohol Involved Crashes</b>	60	74	65
Fatal Crashes	1	1	0
Injury Crashes	14	22	18
Property Damage Crashes	45	51	47
Crash Fatalities	1	1	0
Crash Injuries	22	34	20
<b>Drug Involved Crashes</b>	14	21	10
Fatal Crashes	0	0	0
Injury Crashes	5	9	6
Property Damage Crashes	9	12	4
Crash Fatalities	0	0	0
Crash Injuries	9	16	7
<b>POLICE REPORTS</b> <sup>3</sup>	<b>2020</b>	<b>2019</b>	<b>2018</b>
DUI Arrests, DWI Tracking System	211	261	252
Liquor Law Arrests	10	25	48
Drug Arrests	241	104	208
Violent Offenses	465	300	248
Domestic Violence Reports	598	535	489
Property Offenses	1,681	1,903	2,027
<b>SCHOOL REPORTS</b>	<b>2020-21</b>	<b>2019-20</b>	<b>2018-19</b>
Enrollment Grades K-12	10,177	10,197	10,096
School Discipline Involving Alcohol	0	1	2
School Discipline Involving Drugs	18	9	19
School Discipline Involving Tobacco	0	0	0
Enrollment Grades 9-12	3,134	3,020	2,948
Dropouts	53	27	61
<b>JUVENILE COURT REFERRALS</b>	<b>2020</b>	<b>2019</b>	<b>2018</b>
Violent Offenses	32	81	110
Alcohol Offenses	2	3	1
Drug Offenses	12	15	18
<b>Juvenile Status Offenses</b>			
School Truancy	70	187	249
Absent from Home	38	57	41
Beyond Parental Control	9	3	13
Injurious Behavior	17	29	51
Child Abuse	21	48	38
Child Neglect	109	132	116
Child Custody Issues	3	0	6
<b>JUVENILE COURT PLACEMENTS</b>	<b>2020</b>	<b>2019</b>	<b>2018</b>
Total Out-of-Home Placements	117	117	126
<b>Conditions Present at Removal</b> <sup>4</sup>			
Parental Alcohol Use	2	1	0
Parental Drug Use	73	59	72
Parental Alcohol and Drug Use	5	1	0
<b>CRIMINAL JUSTICE</b>	<b>FY 2021</b>	<b>FY 2020</b>	<b>FY 2019</b>
Drug Treatment Court Participants	73	66	70
Probation/Parole Admissions--Drug	167	255	319
Probation/Parole Admissions--DWI	13	26	8
Prison Admissions--Drug	73	82	143
Prison Admissions--DWI	7	6	5
<b>EMPLOYMENT</b>	<b>2020</b>	<b>2019</b>	<b>2018</b>
Labor Force	40,333	40,851	40,008
Employed	38,254	39,654	38,906
Unemployed	2,079	1,197	1,102
Unemployment Rate	5.2%	2.9%	2.8%

1	Multi-county Kansas City hepatitis and TB case reports are included in Jackson County totals and all Joplin case reports are included in Jasper County totals.
2	Hospital counts for alcohol, drug, and mental disorders are based on diagnosis codes determined by the national Healthcare Cost and Utilization Program. Individuals are counted only once in each applicable diagnosis group regardless of number of times receiving hospital services in the calendar year.
3	In 2019 the National Incident Based Reporting System replaced the Uniform Crime Reporting system for Missouri crime and arrest reports. 2019 crime data might not be fully comparable to crime data in prior years.
4	DSS Children's Division reports do not capture reasons for removal but document conditions present. There are often multiple conditions and factors considered when a child is placed out of the home. Only the substance use conditions are included in this profile.

# CARROLL COUNTY



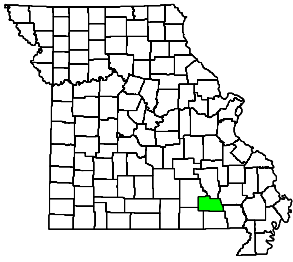
<b>PLANNING AREA</b>	Central
<b>SERVICE AREAS</b>	
Substance Use	12
Mental Health	12
<b>POPULATION</b>	
Census 2010	9,295
April 2020 Estimate	8,554

	2020	2019	2018
<b>BIRTHS AND DEATHS</b>			
Resident Births	84	89	90
Resident Deaths	139	107	121
COVID-19	30		
Suicide	3	2	2
Homicide	0	0	0
Alcohol Induced Deaths	1	1	1
Drug Induced Deaths	2	1	2
Smoking Attributable Deaths	21	18	16
<b>DISEASE INCIDENCE</b> <sup>1</sup>	<b>2020</b>	<b>2019</b>	<b>2018</b>
HIV Newly Diagnosed Cases	0	0	0
Hepatitis B Chronic, Acute, and Prenatal	0	0	0
Hepatitis C Chronic and Acute	4	2	4
Tuberculosis Infection Cases	1	0	0
<b>HOSPITAL</b> <sup>2</sup>	<b>2019</b>	<b>2018</b>	<b>2017</b>
<b>Alcohol Disorder Principal Diagnosis</b>			
Emergency Room, then Discharged	13	9	18
Emergency Room, then Admitted	3	0	3
Admitted without Emergency Room	5	6	2
<b>Alcohol Related (Secondary Diagnosis)</b>			
Emergency Room, then Discharged	11	19	20
Emergency Room, then Admitted	5	8	7
Admitted without Emergency Room	21	40	21
<b>Drug Disorder Principal Diagnosis</b>			
Emergency Room, then Discharged	8	7	9
Emergency Room, then Admitted	1	0	3
Admitted without Emergency Room	6	5	4
<b>Drug Related (Secondary Diagnosis)</b>			
Emergency Room, then Discharged	23	25	23
Emergency Room, then Admitted	8	12	19
Admitted without Emergency Room	35	47	32
<b>Mental Disorder Principal Diagnosis</b>			
Emergency Room, then Discharged	66	123	99
Emergency Room, then Admitted	3	14	14
Admitted without Emergency Room	41	84	38
<b>Mental Related (Secondary Diagnosis)</b>			
Emergency Room, then Discharged	291	535	282
Emergency Room, then Admitted	24	46	80
Admitted without Emergency Room	189	395	230

	2021	2020	2019
<b>ALCOHOL SALES OUTLETS</b>			
Alcohol On-premise Drink Licenses	13	12	13
Alcohol Package Carry-out Licenses	12	12	12
<b>IMPAIRED DRIVING</b>	<b>2020</b>	<b>2019</b>	<b>2018</b>
<b>Alcohol Involved Crashes</b>	5	5	10
Fatal Crashes	0	0	2
Injury Crashes	4	5	3
Property Damage Crashes	1	0	5
Crash Fatalities	0	0	2
Crash Injuries	8	8	4
<b>Drug Involved Crashes</b>	1	0	4
Fatal Crashes	0	0	1
Injury Crashes	1	0	1
Property Damage Crashes	0	0	2
Crash Fatalities	0	0	2
Crash Injuries	2	0	1
<b>POLICE REPORTS</b> <sup>3</sup>	<b>2020</b>	<b>2019</b>	<b>2018</b>
DUI Arrests, DWI Tracking System	15	30	33
Liquor Law Arrests	0	0	1
Drug Arrests	0	64	109
Violent Offenses	11	17	37
Domestic Violence Reports	16	45	58
Property Offenses	24	84	76
<b>SCHOOL REPORTS</b>	<b>2020-21</b>	<b>2019-20</b>	<b>2018-19</b>
Enrollment Grades K-12	977	1,360	1,368
School Discipline Involving Alcohol	0	0	0
School Discipline Involving Drugs	0	0	0
School Discipline Involving Tobacco	0	1	0
Enrollment Grades 9-12	386	414	431
Dropouts	0	0	0
<b>JUVENILE COURT REFERRALS</b>	<b>2020</b>	<b>2019</b>	<b>2018</b>
Violent Offenses	4	8	6
Alcohol Offenses	0	0	2
Drug Offenses	0	0	1
<b>Juvenile Status Offenses</b>			
School Truancy	6	15	17
Absent from Home	4	1	1
Beyond Parental Control	2	2	4
Injurious Behavior	12	25	17
Child Abuse	1	6	4
Child Neglect	4	5	5
Child Custody Issues	0	0	0
<b>JUVENILE COURT PLACEMENTS</b>	<b>2020</b>	<b>2019</b>	<b>2018</b>
Total Out-of-Home Placements	2	5	2
<b>Conditions Present at Removal</b> <sup>4</sup>			
Parental Alcohol Use	0	0	0
Parental Drug Use	2	0	0
Parental Alcohol and Drug Use	0	0	0
<b>CRIMINAL JUSTICE</b>	<b>FY 2021</b>	<b>FY 2020</b>	<b>FY 2019</b>
Drug Treatment Court Participants	0	0	0
Probation/Parole Admissions--Drug	32	50	40
Probation/Parole Admissions--DWI	2	2	2
Prison Admissions--Drug	17	10	23
Prison Admissions--DWI	2	0	1
<b>EMPLOYMENT</b>	<b>2020</b>	<b>2019</b>	<b>2018</b>
Labor Force	4,680	4,808	4,683
Employed	4,397	4,653	4,536
Unemployed	283	155	147
Unemployment Rate	6.0%	3.2%	3.1%

1	Multi-county Kansas City hepatitis and TB case reports are included in Jackson County totals and all Joplin case reports are included in Jasper County totals.
2	Hospital counts for alcohol, drug, and mental disorders are based on diagnosis codes determined by the national Healthcare Cost and Utilization Program. Individuals are counted only once in each applicable diagnosis group regardless of number of times receiving hospital services in the calendar year.
3	In 2019 the National Incident Based Reporting System replaced the Uniform Crime Reporting system for Missouri crime and arrest reports. 2019 crime data might not be fully comparable to crime data in prior years.
4	DSS Children's Division reports do not capture reasons for removal but document conditions present. There are often multiple conditions and factors considered when a child is placed out of the home. Only the substance use conditions are included in this profile.

# CARTER COUNTY



<b>PLANNING AREA</b>	Southeast
<b>SERVICE AREAS</b>	
Substance Use	19
Mental Health	19
<b>POPULATION</b>	
Census 2010	6,265
April 2020 Estimate	5,991

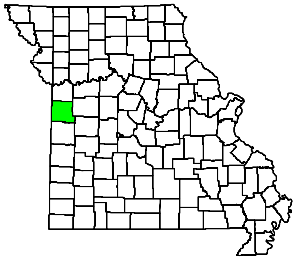
<b>BIRTHS AND DEATHS</b>	2020	2019	2018
Resident Births	76	70	87
Resident Deaths	92	87	92
COVID-19	6		
Suicide	2	2	0
Homicide	0	1	2
Alcohol Induced Deaths	0	0	1
Drug Induced Deaths	1	2	0
Smoking Attributable Deaths	19	12	14
<b>DISEASE INCIDENCE</b> <sup>1</sup>	2020	2019	2018
HIV Newly Diagnosed Cases	0	0	0
Hepatitis B Chronic, Acute, and Prenatal	0	0	1
Hepatitis C Chronic and Acute	3	2	16
Tuberculosis Infection Cases	1	0	1
<b>HOSPITAL</b> <sup>2</sup>	2019	2018	2017
<b>Alcohol Disorder Principal Diagnosis</b>			
Emergency Room, then Discharged	9	3	9
Emergency Room, then Admitted	1	5	4
Admitted without Emergency Room	2	9	3
<b>Alcohol Related (Secondary Diagnosis)</b>			
Emergency Room, then Discharged	6	13	18
Emergency Room, then Admitted	18	34	18
Admitted without Emergency Room	14	21	17
<b>Drug Disorder Principal Diagnosis</b>			
Emergency Room, then Discharged	17	13	4
Emergency Room, then Admitted	3	16	8
Admitted without Emergency Room	2	7	1
<b>Drug Related (Secondary Diagnosis)</b>			
Emergency Room, then Discharged	16	22	19
Emergency Room, then Admitted	47	45	37
Admitted without Emergency Room	13	29	28
<b>Mental Disorder Principal Diagnosis</b>			
Emergency Room, then Discharged	51	55	63
Emergency Room, then Admitted	23	44	24
Admitted without Emergency Room	11	28	19
<b>Mental Related (Secondary Diagnosis)</b>			
Emergency Room, then Discharged	177	243	189
Emergency Room, then Admitted	69	137	147
Admitted without Emergency Room	78	124	132

<b>ALCOHOL SALES OUTLETS</b>	2021	2020	2019
Alcohol On-premise Drink Licenses	8	7	7
Alcohol Package Carry-out Licenses	13	13	13
<b>IMPAIRED DRIVING</b>	2020	2019	2018
<b>Alcohol Involved Crashes</b>	4	4	4
Fatal Crashes	1	1	1
Injury Crashes	2	0	2
Property Damage Crashes	1	3	1
Crash Fatalities	1	1	1
Crash Injuries	2	0	5
<b>Drug Involved Crashes</b>	3	2	3
Fatal Crashes	0	2	0
Injury Crashes	0	0	2
Property Damage Crashes	3	0	1
Crash Fatalities	0	2	0
Crash Injuries	0	0	3
<b>POLICE REPORTS</b> <sup>3</sup>	2020	2019	2018
DUI Arrests, DWI Tracking System	29	22	20
Liquor Law Arrests	0	0	11
Drug Arrests	7	55	52
Violent Offenses	35	37	25
Domestic Violence Reports	20	28	10
Property Offenses	39	71	104
<b>SCHOOL REPORTS</b>	2020-21	2019-20	2018-19
Enrollment Grades K-12	1,103	1,114	1,129
School Discipline Involving Alcohol	0	0	0
School Discipline Involving Drugs	0	0	0
School Discipline Involving Tobacco	0	1	0
Enrollment Grades 9-12	346	352	365
Dropouts	0	0	0
<b>JUVENILE COURT REFERRALS</b>	2020	2019	2018
Violent Offenses	1	3	6
Alcohol Offenses	1	0	0
Drug Offenses	0	0	1
<b>Juvenile Status Offenses</b>			
School Truancy	0	6	10
Absent from Home	0	0	3
Beyond Parental Control	1	4	2
Injurious Behavior	5	15	7
Child Abuse	0	0	0
Child Neglect	0	3	3
Child Custody Issues	14	15	12
<b>JUVENILE COURT PLACEMENTS</b>	2020	2019	2018
Total Out-of-Home Placements	4	19	7
<b>Conditions Present at Removal</b> <sup>4</sup>			
Parental Alcohol Use	1	0	0
Parental Drug Use	1	12	3
Parental Alcohol and Drug Use	0	0	0
<b>CRIMINAL JUSTICE</b>	FY 2021	FY 2020	FY 2019
Drug Treatment Court Participants	7	2	0
Probation/Parole Admissions--Drug	9	13	16
Probation/Parole Admissions--DWI	0	0	0
Prison Admissions--Drug	9	2	4
Prison Admissions--DWI	0	0	0
<b>EMPLOYMENT</b>	2020	2019	2018
Labor Force	2,524	2,546	2,513
Employed	2,359	2,421	2,384
Unemployed	165	125	129
Unemployment Rate	6.5%	4.9%	5.1%

1	Multi-county Kansas City hepatitis and TB case reports are included in Jackson County totals and all Joplin case reports are included in Jasper County totals.
2	Hospital counts for alcohol, drug, and mental disorders are based on diagnosis codes determined by the national Healthcare Cost and Utilization Program. Individuals are counted only once in each applicable diagnosis group regardless of number of times receiving hospital services in the calendar year.
3	In 2019 the National Incident Based Reporting System replaced the Uniform Crime Reporting system for Missouri crime and arrest reports. 2019 crime data might not be fully comparable to crime data in prior years.
4	DSS Children's Division reports do not capture reasons for removal but document conditions present. There are often multiple conditions and factors considered when a child is placed out of the home. Only the substance use conditions are included in this profile.



# CASS COUNTY



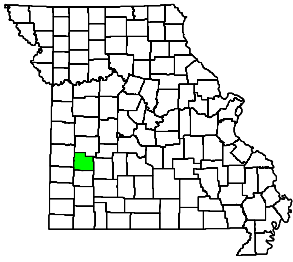
<b>PLANNING AREA</b>	Northwest
<b>SERVICE AREAS</b>	
Substance Use	7
Mental Health	7
<b>POPULATION</b>	
Census 2010	99,478
April 2020 Estimate	106,806

	2020	2019	2018
<b>BIRTHS AND DEATHS</b>			
Resident Births	1,093	1,165	1,150
Resident Deaths	1,119	1,016	1,029
COVID-19	69		
Suicide	26	31	28
Homicide	6	5	3
Alcohol Induced Deaths	6	13	9
Drug Induced Deaths	15	19	19
Smoking Attributable Deaths	166	163	157
<b>DISEASE INCIDENCE</b> <sup>1</sup>	<b>2020</b>	<b>2019</b>	<b>2018</b>
HIV Newly Diagnosed Cases	2	8	4
Hepatitis B Chronic, Acute, and Prenatal	11	6	2
Hepatitis C Chronic and Acute	22	43	52
Tuberculosis Infection Cases	15	20	4
<b>HOSPITAL</b> <sup>2</sup>	<b>2019</b>	<b>2018</b>	<b>2017</b>
<b>Alcohol Disorder Principal Diagnosis</b>			
Emergency Room, then Discharged	166	208	231
Emergency Room, then Admitted	58	69	73
Admitted without Emergency Room	66	78	70
<b>Alcohol Related (Secondary Diagnosis)</b>			
Emergency Room, then Discharged	237	222	544
Emergency Room, then Admitted	178	211	205
Admitted without Emergency Room	269	306	341
<b>Drug Disorder Principal Diagnosis</b>			
Emergency Room, then Discharged	138	158	165
Emergency Room, then Admitted	15	11	15
Admitted without Emergency Room	38	34	46
<b>Drug Related (Secondary Diagnosis)</b>			
Emergency Room, then Discharged	277	287	427
Emergency Room, then Admitted	220	229	191
Admitted without Emergency Room	469	484	483
<b>Mental Disorder Principal Diagnosis</b>			
Emergency Room, then Discharged	608	730	708
Emergency Room, then Admitted	44	47	41
Admitted without Emergency Room	653	965	645
<b>Mental Related (Secondary Diagnosis)</b>			
Emergency Room, then Discharged	2,050	1,495	957
Emergency Room, then Admitted	888	1,793	1,256
Admitted without Emergency Room	1,566	2,695	2,701

1	Multi-county Kansas City hepatitis and TB case reports are included in Jackson County totals and all Joplin case reports are included in Jasper County totals.
2	Hospital counts for alcohol, drug, and mental disorders are based on diagnosis codes determined by the national Healthcare Cost and Utilization Program. Individuals are counted only once in each applicable diagnosis group regardless of number of times receiving hospital services in the calendar year.
3	In 2019 the National Incident Based Reporting System replaced the Uniform Crime Reporting system for Missouri crime and arrest reports. 2019 crime data might not be fully comparable to crime data in prior years.
4	DSS Children's Division reports do not capture reasons for removal but document conditions present. There are often multiple conditions and factors considered when a child is placed out of the home. Only the substance use conditions are included in this profile.

	2021	2020	2019
<b>ALCOHOL SALES OUTLETS</b>			
Alcohol On-premise Drink Licenses	86	80	82
Alcohol Package Carry-out Licenses	90	93	84
<b>IMPAIRED DRIVING</b>	<b>2020</b>	<b>2019</b>	<b>2018</b>
<b>Alcohol Involved Crashes</b>	98	75	71
Fatal Crashes	4	3	5
Injury Crashes	41	23	34
Property Damage Crashes	53	49	32
Crash Fatalities	4	3	7
Crash Injuries	56	30	51
<b>Drug Involved Crashes</b>	18	27	25
Fatal Crashes	2	3	2
Injury Crashes	9	9	12
Property Damage Crashes	7	15	11
Crash Fatalities	2	3	2
Crash Injuries	16	11	16
<b>POLICE REPORTS</b> <sup>3</sup>	<b>2020</b>	<b>2019</b>	<b>2018</b>
DUI Arrests, DWI Tracking System	285	429	295
Liquor Law Arrests	10	35	59
Drug Arrests	351	417	527
Violent Offenses	255	215	183
Domestic Violence Reports	1,037	1,342	855
Property Offenses	1,629	1,945	2,108
<b>SCHOOL REPORTS</b>	<b>2020-21</b>	<b>2019-20</b>	<b>2018-19</b>
Enrollment Grades K-12	17,074	17,415	17,472
School Discipline Involving Alcohol	0	8	14
School Discipline Involving Drugs	23	46	50
School Discipline Involving Tobacco	0	2	7
Enrollment Grades 9-12	5,598	5,466	5,474
Dropouts	79	70	90
<b>JUVENILE COURT REFERRALS</b>	<b>2020</b>	<b>2019</b>	<b>2018</b>
Violent Offenses	122	131	120
Alcohol Offenses	0	0	0
Drug Offenses	35	42	27
<b>Juvenile Status Offenses</b>			
School Truancy	48	75	120
Absent from Home	53	80	53
Beyond Parental Control	79	66	76
Injurious Behavior	126	92	81
Child Abuse	10	18	18
Child Neglect	275	308	324
Child Custody Issues	24	24	45
<b>JUVENILE COURT PLACEMENTS</b>	<b>2020</b>	<b>2019</b>	<b>2018</b>
Total Out-of-Home Placements	70	89	81
<b>Conditions Present at Removal</b> <sup>4</sup>			
Parental Alcohol Use	2	1	12
Parental Drug Use	26	39	29
Parental Alcohol and Drug Use	0	0	4
<b>CRIMINAL JUSTICE</b>	<b>FY 2021</b>	<b>FY 2020</b>	<b>FY 2019</b>
Drug Treatment Court Participants	46	60	59
Probation/Parole Admissions--Drug	165	127	165
Probation/Parole Admissions--DWI	16	14	15
Prison Admissions--Drug	40	26	38
Prison Admissions--DWI	3	5	4
<b>EMPLOYMENT</b>	<b>2020</b>	<b>2019</b>	<b>2018</b>
Labor Force	54,079	54,895	54,386
Employed	51,203	53,239	52,726
Unemployed	2,876	1,656	1,660
Unemployment Rate	5.3%	3.0%	3.1%

# CEDAR COUNTY



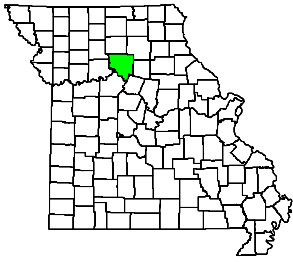
<b>PLANNING AREA</b>	Southwest
<b>SERVICE AREAS</b>	
Substance Use	8
Mental Health	8B
<b>POPULATION</b>	
Census 2010	13,982
April 2020 Estimate	14,322

<b>BIRTHS AND DEATHS</b>	<b>2020</b>	<b>2019</b>	<b>2018</b>
Resident Births	180	188	194
Resident Deaths	187	223	222
COVID-19	13		
Suicide	7	2	5
Homicide	1	1	1
Alcohol Induced Deaths	2	2	4
Drug Induced Deaths	4	3	0
Smoking Attributable Deaths	24	36	40
<b>DISEASE INCIDENCE</b> <sup>1</sup>	<b>2020</b>	<b>2019</b>	<b>2018</b>
HIV Newly Diagnosed Cases	0	0	0
Hepatitis B Chronic, Acute, and Prenatal	0	2	2
Hepatitis C Chronic and Acute	7	17	13
Tuberculosis Infection Cases	1	3	1
<b>HOSPITAL</b> <sup>2</sup>	<b>2019</b>	<b>2018</b>	<b>2017</b>
<b>Alcohol Disorder Principal Diagnosis</b>			
Emergency Room, then Discharged	21	36	19
Emergency Room, then Admitted	8	11	5
Admitted without Emergency Room	5	3	4
<b>Alcohol Related (Secondary Diagnosis)</b>			
Emergency Room, then Discharged	44	38	29
Emergency Room, then Admitted	19	40	44
Admitted without Emergency Room	40	44	41
<b>Drug Disorder Principal Diagnosis</b>			
Emergency Room, then Discharged	34	29	36
Emergency Room, then Admitted	5	8	4
Admitted without Emergency Room	10	5	8
<b>Drug Related (Secondary Diagnosis)</b>			
Emergency Room, then Discharged	71	85	76
Emergency Room, then Admitted	33	46	30
Admitted without Emergency Room	47	51	54
<b>Mental Disorder Principal Diagnosis</b>			
Emergency Room, then Discharged	135	100	105
Emergency Room, then Admitted	34	55	32
Admitted without Emergency Room	61	121	57
<b>Mental Related (Secondary Diagnosis)</b>			
Emergency Room, then Discharged	408	561	464
Emergency Room, then Admitted	60	229	203
Admitted without Emergency Room	201	281	275

<b>ALCOHOL SALES OUTLETS</b>	<b>2021</b>	<b>2020</b>	<b>2019</b>
Alcohol On-premise Drink Licenses	12	12	12
Alcohol Package Carry-out Licenses	14	12	12
<b>IMPAIRED DRIVING</b>	<b>2020</b>	<b>2019</b>	<b>2018</b>
<b>Alcohol Involved Crashes</b>	9	6	9
Fatal Crashes	0	0	1
Injury Crashes	3	5	7
Property Damage Crashes	6	1	1
Crash Fatalities	0	0	1
Crash Injuries	4	5	17
<b>Drug Involved Crashes</b>	1	1	0
Fatal Crashes	0	0	0
Injury Crashes	0	0	0
Property Damage Crashes	1	1	0
Crash Fatalities	0	0	0
Crash Injuries	0	0	0
<b>POLICE REPORTS</b> <sup>3</sup>	<b>2020</b>	<b>2019</b>	<b>2018</b>
DUI Arrests, DWI Tracking System	61	35	45
Liquor Law Arrests	0	3	2
Drug Arrests	22	24	32
Violent Offenses	51	55	33
Domestic Violence Reports	27	46	35
Property Offenses	262	298	287
<b>SCHOOL REPORTS</b>	<b>2020-21</b>	<b>2019-20</b>	<b>2018-19</b>
Enrollment Grades K-12	2,045	2,079	2,155
School Discipline Involving Alcohol	0	0	3
School Discipline Involving Drugs	0	2	4
School Discipline Involving Tobacco	0	0	0
Enrollment Grades 9-12	668	657	670
Dropouts	18	0	12
<b>JUVENILE COURT REFERRALS</b>	<b>2020</b>	<b>2019</b>	<b>2018</b>
Violent Offenses	7	9	13
Alcohol Offenses	0	1	1
Drug Offenses	2	4	4
<b>Juvenile Status Offenses</b>			
School Truancy	7	5	9
Absent from Home	6	5	9
Beyond Parental Control	11	3	8
Injurious Behavior	3	5	9
Child Abuse	11	7	2
Child Neglect	36	18	26
Child Custody Issues	0	1	0
<b>JUVENILE COURT PLACEMENTS</b>	<b>2020</b>	<b>2019</b>	<b>2018</b>
Total Out-of-Home Placements	18	8	16
<b>Conditions Present at Removal</b> <sup>4</sup>			
Parental Alcohol Use	2	0	1
Parental Drug Use	3	5	11
Parental Alcohol and Drug Use	0	2	1
<b>CRIMINAL JUSTICE</b>	<b>FY 2021</b>	<b>FY 2020</b>	<b>FY 2019</b>
Drug Treatment Court Participants	11	9	9
Probation/Parole Admissions--Drug	8	12	22
Probation/Parole Admissions--DWI	4	5	2
Prison Admissions--Drug	3	8	13
Prison Admissions--DWI	0	1	2
<b>EMPLOYMENT</b>	<b>2020</b>	<b>2019</b>	<b>2018</b>
Labor Force	5,734	5,764	5,691
Employed	5,478	5,550	5,495
Unemployed	256	214	196
Unemployment Rate	4.5%	3.7%	3.4%

1	Multi-county Kansas City hepatitis and TB case reports are included in Jackson County totals and all Joplin case reports are included in Jasper County totals.
2	Hospital counts for alcohol, drug, and mental disorders are based on diagnosis codes determined by the national Healthcare Cost and Utilization Program. Individuals are counted only once in each applicable diagnosis group regardless of number of times receiving hospital services in the calendar year.
3	In 2019 the National Incident Based Reporting System replaced the Uniform Crime Reporting system for Missouri crime and arrest reports. 2019 crime data might not be fully comparable to crime data in prior years.
4	DSS Children's Division reports do not capture reasons for removal but document conditions present. There are often multiple conditions and factors considered when a child is placed out of the home. Only the substance use conditions are included in this profile.

# CHARITON COUNTY



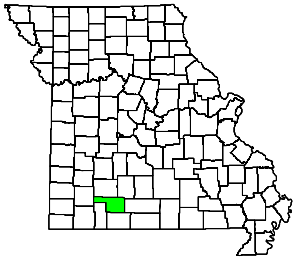
<b>PLANNING AREA</b>	Central
<b>SERVICE AREAS</b>	
Substance Use	12
Mental Health	12
<b>POPULATION</b>	
Census 2010	7,831
April 2020 Estimate	7,360

<b>BIRTHS AND DEATHS</b>	2020	2019	2018
Resident Births	71	98	91
Resident Deaths	133	93	96
COVID-19	17		
Suicide	4	0	0
Homicide	0	0	1
Alcohol Induced Deaths	1	1	2
Drug Induced Deaths	2	0	1
Smoking Attributable Deaths	22	17	20
<b>DISEASE INCIDENCE</b> <sup>1</sup>	2020	2019	2018
HIV Newly Diagnosed Cases	0	0	0
Hepatitis B Chronic, Acute, and Prenatal	0	0	0
Hepatitis C Chronic and Acute	2	4	3
Tuberculosis Infection Cases	0	2	3
<b>HOSPITAL</b> <sup>2</sup>	2019	2018	2017
<b>Alcohol Disorder Principal Diagnosis</b>			
Emergency Room, then Discharged	5	9	4
Emergency Room, then Admitted	3	2	1
Admitted without Emergency Room	1	3	6
<b>Alcohol Related (Secondary Diagnosis)</b>			
Emergency Room, then Discharged	7	14	3
Emergency Room, then Admitted	15	13	18
Admitted without Emergency Room	10	16	23
<b>Drug Disorder Principal Diagnosis</b>			
Emergency Room, then Discharged	7	4	2
Emergency Room, then Admitted	4	2	3
Admitted without Emergency Room	3	3	2
<b>Drug Related (Secondary Diagnosis)</b>			
Emergency Room, then Discharged	13	14	11
Emergency Room, then Admitted	14	9	16
Admitted without Emergency Room	12	10	10
<b>Mental Disorder Principal Diagnosis</b>			
Emergency Room, then Discharged	30	40	25
Emergency Room, then Admitted	18	16	13
Admitted without Emergency Room	22	42	21
<b>Mental Related (Secondary Diagnosis)</b>			
Emergency Room, then Discharged	107	194	115
Emergency Room, then Admitted	67	98	95
Admitted without Emergency Room	96	237	149

<b>ALCOHOL SALES OUTLETS</b>	2021	2020	2019
Alcohol On-premise Drink Licenses	13	13	13
Alcohol Package Carry-out Licenses	14	15	15
<b>IMPAIRED DRIVING</b>	2020	2019	2018
<b>Alcohol Involved Crashes</b>	4	4	7
Fatal Crashes	0	1	0
Injury Crashes	2	1	4
Property Damage Crashes	2	2	3
Crash Fatalities	0	1	0
Crash Injuries	5	2	5
<b>Drug Involved Crashes</b>	1	0	1
Fatal Crashes	0	0	0
Injury Crashes	1	0	1
Property Damage Crashes	0	0	0
Crash Fatalities	0	0	0
Crash Injuries	1	0	1
<b>POLICE REPORTS</b> <sup>3</sup>	2020	2019	2018
DUI Arrests, DWI Tracking System	13	12	19
Liquor Law Arrests	0	0	0
Drug Arrests	29	20	15
Violent Offenses	3	29	14
Domestic Violence Reports	11	31	17
Property Offenses	31	52	36
<b>SCHOOL REPORTS</b>	2020-21	2019-20	2018-19
Enrollment Grades K-12	959	986	1,008
School Discipline Involving Alcohol	0	0	1
School Discipline Involving Drugs	0	0	0
School Discipline Involving Tobacco	0	0	0
Enrollment Grades 9-12	333	327	349
Dropouts	0	0	0
<b>JUVENILE COURT REFERRALS</b>	2020	2019	2018
Violent Offenses	0	2	2
Alcohol Offenses	0	0	1
Drug Offenses	0	0	0
<b>Juvenile Status Offenses</b>			
School Truancy	11	32	47
Absent from Home	0	0	0
Beyond Parental Control	0	1	5
Injurious Behavior	37	27	17
Child Abuse	2	0	4
Child Neglect	13	3	3
Child Custody Issues	0	0	0
<b>JUVENILE COURT PLACEMENTS</b>	2020	2019	2018
Total Out-of-Home Placements	15	3	5
<b>Conditions Present at Removal</b> <sup>4</sup>			
Parental Alcohol Use	0	0	0
Parental Drug Use	4	0	2
Parental Alcohol and Drug Use	2	0	0
<b>CRIMINAL JUSTICE</b>	FY 2021	FY 2020	FY 2019
Drug Treatment Court Participants	24	21	20
Probation/Parole Admissions--Drug	29	19	18
Probation/Parole Admissions--DWI	1	1	0
Prison Admissions--Drug	8	4	3
Prison Admissions--DWI	0	0	1
<b>EMPLOYMENT</b>	2020	2019	2018
Labor Force	3,781	3,727	3,760
Employed	3,628	3,614	3,655
Unemployed	153	113	105
Unemployment Rate	4.0%	3.0%	2.8%

1	Multi-county Kansas City hepatitis and TB case reports are included in Jackson County totals and all Joplin case reports are included in Jasper County totals.
2	Hospital counts for alcohol, drug, and mental disorders are based on diagnosis codes determined by the national Healthcare Cost and Utilization Program. Individuals are counted only once in each applicable diagnosis group regardless of number of times receiving hospital services in the calendar year.
3	In 2019 the National Incident Based Reporting System replaced the Uniform Crime Reporting system for Missouri crime and arrest reports. 2019 crime data might not be fully comparable to crime data in prior years.
4	DSS Children's Division reports do not capture reasons for removal but document conditions present. There are often multiple conditions and factors considered when a child is placed out of the home. Only the substance use conditions are included in this profile.

# CHRISTIAN COUNTY



<b>PLANNING AREA</b>	Southwest
<b>SERVICE AREAS</b>	
Substance Use	10
Mental Health	10
<b>POPULATION</b>	
Census 2010	77,422
April 2020 Estimate	90,655

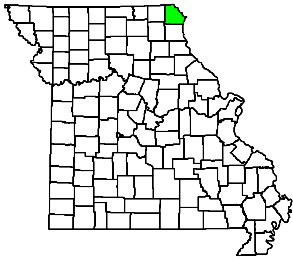
<b>BIRTHS AND DEATHS</b>	<b>2020</b>	<b>2019</b>	<b>2018</b>
Resident Births	982	1,092	1,045
Resident Deaths	855	734	684
COVID-19	82		
Suicide	14	22	24
Homicide	5	2	3
Alcohol Induced Deaths	16	15	7
Drug Induced Deaths	16	9	17
Smoking Attributable Deaths	111	113	90
<b>DISEASE INCIDENCE</b> <sup>1</sup>	<b>2020</b>	<b>2019</b>	<b>2018</b>
HIV Newly Diagnosed Cases	4	2	5
Hepatitis B Chronic, Acute, and Prenatal	2	9	2
Hepatitis C Chronic and Acute	23	47	43
Tuberculosis Infection Cases	10	4	6
<b>HOSPITAL</b> <sup>2</sup>	<b>2019</b>	<b>2018</b>	<b>2017</b>
<b>Alcohol Disorder Principal Diagnosis</b>			
Emergency Room, then Discharged	122	149	158
Emergency Room, then Admitted	73	129	142
Admitted without Emergency Room	6	8	14
<b>Alcohol Related (Secondary Diagnosis)</b>			
Emergency Room, then Discharged	75	53	93
Emergency Room, then Admitted	177	213	319
Admitted without Emergency Room	52	51	63
<b>Drug Disorder Principal Diagnosis</b>			
Emergency Room, then Discharged	152	125	176
Emergency Room, then Admitted	14	29	33
Admitted without Emergency Room	9	12	15
<b>Drug Related (Secondary Diagnosis)</b>			
Emergency Room, then Discharged	109	123	142
Emergency Room, then Admitted	283	346	394
Admitted without Emergency Room	127	133	156
<b>Mental Disorder Principal Diagnosis</b>			
Emergency Room, then Discharged	462	504	433
Emergency Room, then Admitted	294	493	355
Admitted without Emergency Room	121	254	121
<b>Mental Related (Secondary Diagnosis)</b>			
Emergency Room, then Discharged	663	607	862
Emergency Room, then Admitted	1,098	1,984	1,749
Admitted without Emergency Room	608	826	802

1	Multi-county Kansas City hepatitis and TB case reports are included in Jackson County totals and all Joplin case reports are included in Jasper County totals.
2	Hospital counts for alcohol, drug, and mental disorders are based on diagnosis codes determined by the national Healthcare Cost and Utilization Program. Individuals are counted only once in each applicable diagnosis group regardless of number of times receiving hospital services in the calendar year.
3	In 2019 the National Incident Based Reporting System replaced the Uniform Crime Reporting system for Missouri crime and arrest reports. 2019 crime data might not be fully comparable to crime data in prior years.
4	DSS Children's Division reports do not capture reasons for removal but document conditions present. There are often multiple conditions and factors considered when a child is placed out of the home. Only the substance use conditions are included in this profile.

<b>ALCOHOL SALES OUTLETS</b>	<b>2021</b>	<b>2020</b>	<b>2019</b>
Alcohol On-premise Drink Licenses	59	58	52
Alcohol Package Carry-out Licenses	57	56	54
<b>IMPAIRED DRIVING</b>	<b>2020</b>	<b>2019</b>	<b>2018</b>
<b>Alcohol Involved Crashes</b>	49	57	57
Fatal Crashes	4	2	4
Injury Crashes	18	25	28
Property Damage Crashes	27	30	25
Crash Fatalities	5	2	4
Crash Injuries	27	34	35
<b>Drug Involved Crashes</b>	22	14	19
Fatal Crashes	0	0	3
Injury Crashes	6	3	12
Property Damage Crashes	16	11	4
Crash Fatalities	0	0	3
Crash Injuries	9	4	15
<b>POLICE REPORTS</b> <sup>3</sup>	<b>2020</b>	<b>2019</b>	<b>2018</b>
DUI Arrests, DWI Tracking System	178	250	304
Liquor Law Arrests	10	36	42
Drug Arrests	412	500	635
Violent Offenses	87	159	136
Domestic Violence Reports	468	424	426
Property Offenses	577	948	973
<b>SCHOOL REPORTS</b>	<b>2020-21</b>	<b>2019-20</b>	<b>2018-19</b>
Enrollment Grades K-12	15,031	15,134	15,084
School Discipline Involving Alcohol	7	0	11
School Discipline Involving Drugs	40	38	33
School Discipline Involving Tobacco	0	0	2
Enrollment Grades 9-12	4,614	4,508	4,417
Dropouts	49	26	42
<b>JUVENILE COURT REFERRALS</b>	<b>2020</b>	<b>2019</b>	<b>2018</b>
Violent Offenses	86	108	103
Alcohol Offenses	0	5	4
Drug Offenses	39	46	59
<b>Juvenile Status Offenses</b>			
School Truancy	16	11	15
Absent from Home	16	32	59
Beyond Parental Control	7	23	23
Injurious Behavior	353	458	254
Child Abuse	73	69	48
Child Neglect	200	134	188
Child Custody Issues	13	19	22
<b>JUVENILE COURT PLACEMENTS</b>	<b>2020</b>	<b>2019</b>	<b>2018</b>
Total Out-of-Home Placements	96	58	98
<b>Conditions Present at Removal</b> <sup>4</sup>			
Parental Alcohol Use	6	0	4
Parental Drug Use	40	31	49
Parental Alcohol and Drug Use	5	1	3
<b>CRIMINAL JUSTICE</b>	<b>FY 2021</b>	<b>FY 2020</b>	<b>FY 2019</b>
Drug Treatment Court Participants	76	79	85
Probation/Parole Admissions--Drug	162	183	228
Probation/Parole Admissions--DWI	16	17	11
Prison Admissions--Drug	48	62	87
Prison Admissions--DWI	1	4	8
<b>EMPLOYMENT</b>	<b>2020</b>	<b>2019</b>	<b>2018</b>
Labor Force	45,241	44,998	43,619
Employed	43,008	43,771	42,495
Unemployed	2,233	1,227	1,124
Unemployment Rate	4.9%	2.7%	2.6%



# CLARK COUNTY



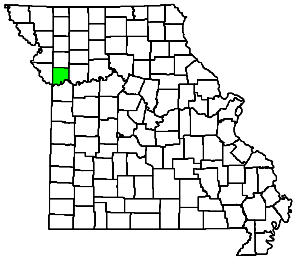
<b>PLANNING AREA</b>	Central
<b>SERVICE AREAS</b>	
Substance Use	14
Mental Health	14
<b>POPULATION</b>	
Census 2010	7,139
April 2020 Estimate	6,830

	2020	2019	2018
<b>BIRTHS AND DEATHS</b>			
Resident Births	87	75	78
Resident Deaths	99	77	81
COVID-19	17		
Suicide	0	0	0
Homicide	0	0	0
Alcohol Induced Deaths	0	1	0
Drug Induced Deaths	2	0	0
Smoking Attributable Deaths	14	11	16
<b>DISEASE INCIDENCE</b> <sup>1</sup>	<b>2020</b>	<b>2019</b>	<b>2018</b>
HIV Newly Diagnosed Cases	0	1	0
Hepatitis B Chronic, Acute, and Prenatal	0	0	0
Hepatitis C Chronic and Acute	0	1	3
Tuberculosis Infection Cases	0	0	0
<b>HOSPITAL</b> <sup>2</sup>	<b>2019</b>	<b>2018</b>	<b>2017</b>
<b>Alcohol Disorder Principal Diagnosis</b>			
Emergency Room, then Discharged	2	4	5
Emergency Room, then Admitted	0	1	0
Admitted without Emergency Room	3	2	4
<b>Alcohol Related (Secondary Diagnosis)</b>			
Emergency Room, then Discharged	1	3	2
Emergency Room, then Admitted	2	0	3
Admitted without Emergency Room	5	9	19
<b>Drug Disorder Principal Diagnosis</b>			
Emergency Room, then Discharged	2	3	3
Emergency Room, then Admitted	0	0	0
Admitted without Emergency Room	0	1	1
<b>Drug Related (Secondary Diagnosis)</b>			
Emergency Room, then Discharged	6	3	9
Emergency Room, then Admitted	3	3	3
Admitted without Emergency Room	9	13	11
<b>Mental Disorder Principal Diagnosis</b>			
Emergency Room, then Discharged	16	12	11
Emergency Room, then Admitted	6	6	5
Admitted without Emergency Room	12	21	18
<b>Mental Related (Secondary Diagnosis)</b>			
Emergency Room, then Discharged	44	26	26
Emergency Room, then Admitted	3	12	9
Admitted without Emergency Room	55	89	131

1	Multi-county Kansas City hepatitis and TB case reports are included in Jackson County totals and all Joplin case reports are included in Jasper County totals.
2	Hospital counts for alcohol, drug, and mental disorders are based on diagnosis codes determined by the national Healthcare Cost and Utilization Program. Individuals are counted only once in each applicable diagnosis group regardless of number of times receiving hospital services in the calendar year.
3	In 2019 the National Incident Based Reporting System replaced the Uniform Crime Reporting system for Missouri crime and arrest reports. 2019 crime data might not be fully comparable to crime data in prior years.
4	DSS Children's Division reports do not capture reasons for removal but document conditions present. There are often multiple conditions and factors considered when a child is placed out of the home. Only the substance use conditions are included in this profile.

	2021	2020	2019
<b>ALCOHOL SALES OUTLETS</b>			
Alcohol On-premise Drink Licenses	7	7	6
Alcohol Package Carry-out Licenses	13	13	14
<b>IMPAIRED DRIVING</b>	<b>2020</b>	<b>2019</b>	<b>2018</b>
<b>Alcohol Involved Crashes</b>	9	5	4
Fatal Crashes	0	1	0
Injury Crashes	2	1	2
Property Damage Crashes	7	3	2
Crash Fatalities	0	1	0
Crash Injuries	2	2	4
<b>Drug Involved Crashes</b>	0	1	0
Fatal Crashes	0	0	0
Injury Crashes	0	1	0
Property Damage Crashes	0	0	0
Crash Fatalities	0	0	0
Crash Injuries	0	1	0
<b>POLICE REPORTS</b> <sup>3</sup>	<b>2020</b>	<b>2019</b>	<b>2018</b>
DUI Arrests, DWI Tracking System	34	32	35
Liquor Law Arrests	0	1	5
Drug Arrests	17	36	103
Violent Offenses	13	7	13
Domestic Violence Reports	32	45	32
Property Offenses	86	104	76
<b>SCHOOL REPORTS</b>	<b>2020-21</b>	<b>2019-20</b>	<b>2018-19</b>
Enrollment Grades K-12	1,015	1,004	979
School Discipline Involving Alcohol	0	0	0
School Discipline Involving Drugs	0	0	0
School Discipline Involving Tobacco	0	0	0
Enrollment Grades 9-12	301	280	279
Dropouts	0	0	0
<b>JUVENILE COURT REFERRALS</b>	<b>2020</b>	<b>2019</b>	<b>2018</b>
Violent Offenses	1	4	0
Alcohol Offenses	0	0	0
Drug Offenses	0	0	0
<b>Juvenile Status Offenses</b>			
School Truancy	22	16	9
Absent from Home	0	0	0
Beyond Parental Control	10	8	5
Injurious Behavior	28	53	39
Child Abuse	7	10	11
Child Neglect	31	65	47
Child Custody Issues	0	0	0
<b>JUVENILE COURT PLACEMENTS</b>	<b>2020</b>	<b>2019</b>	<b>2018</b>
Total Out-of-Home Placements	14	25	19
<b>Conditions Present at Removal</b> <sup>4</sup>			
Parental Alcohol Use	0	0	2
Parental Drug Use	6	16	13
Parental Alcohol and Drug Use	5	0	0
<b>CRIMINAL JUSTICE</b>	<b>FY 2021</b>	<b>FY 2020</b>	<b>FY 2019</b>
Drug Treatment Court Participants	17	23	31
Probation/Parole Admissions--Drug	45	44	73
Probation/Parole Admissions--DWI	0	1	0
Prison Admissions--Drug	5	21	23
Prison Admissions--DWI	0	0	0
<b>EMPLOYMENT</b>	<b>2020</b>	<b>2019</b>	<b>2018</b>
Labor Force	3,169	3,205	3,187
Employed	2,979	3,091	3,064
Unemployed	190	114	123
Unemployment Rate	6.0%	3.6%	3.9%

# CLAY COUNTY



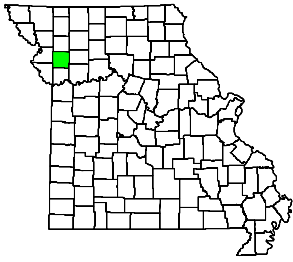
<b>PLANNING AREA</b>	Northwest
<b>SERVICE AREAS</b>	
Substance Use	6
Mental Health	6
<b>POPULATION</b>	
Census 2010	221,939
April 2020 Estimate	253,463

<b>BIRTHS AND DEATHS</b>	<b>2020</b>	<b>2019</b>	<b>2018</b>
Resident Births	3,000	3,096	3,121
Resident Deaths	2,217	1,898	1,852
COVID-19	210		
Suicide	48	57	46
Homicide	17	15	17
Alcohol Induced Deaths	28	23	36
Drug Induced Deaths	52	43	32
Smoking Attributable Deaths	296	277	300
<b>DISEASE INCIDENCE</b> <sup>1</sup>	<b>2020</b>	<b>2019</b>	<b>2018</b>
HIV Newly Diagnosed Cases	17	21	24
Hepatitis B Chronic, Acute, and Prenatal	7	4	4
Hepatitis C Chronic and Acute	26	30	29
Tuberculosis Infection Cases	32	23	28
<b>HOSPITAL</b> <sup>2</sup>	<b>2019</b>	<b>2018</b>	<b>2017</b>
<b>Alcohol Disorder Principal Diagnosis</b>			
Emergency Room, then Discharged	597	714	704
Emergency Room, then Admitted	34	166	140
Admitted without Emergency Room	209	212	197
<b>Alcohol Related (Secondary Diagnosis)</b>			
Emergency Room, then Discharged	474	543	637
Emergency Room, then Admitted	130	479	586
Admitted without Emergency Room	935	851	783
<b>Drug Disorder Principal Diagnosis</b>			
Emergency Room, then Discharged	393	363	363
Emergency Room, then Admitted	15	47	46
Admitted without Emergency Room	108	104	112
<b>Drug Related (Secondary Diagnosis)</b>			
Emergency Room, then Discharged	904	948	1,106
Emergency Room, then Admitted	140	648	689
Admitted without Emergency Room	1,532	1,264	1,211
<b>Mental Disorder Principal Diagnosis</b>			
Emergency Room, then Discharged	1,696	1,889	1,570
Emergency Room, then Admitted	38	203	153
Admitted without Emergency Room	1,656	2,467	1,472
<b>Mental Related (Secondary Diagnosis)</b>			
Emergency Room, then Discharged	2,980	4,566	3,517
Emergency Room, then Admitted	779	3,967	3,488
Admitted without Emergency Room	4,726	5,136	5,448

1	Multi-county Kansas City hepatitis and TB case reports are included in Jackson County totals and all Joplin case reports are included in Jasper County totals.
2	Hospital counts for alcohol, drug, and mental disorders are based on diagnosis codes determined by the national Healthcare Cost and Utilization Program. Individuals are counted only once in each applicable diagnosis group regardless of number of times receiving hospital services in the calendar year.
3	In 2019 the National Incident Based Reporting System replaced the Uniform Crime Reporting system for Missouri crime and arrest reports. 2019 crime data might not be fully comparable to crime data in prior years.
4	DSS Children's Division reports do not capture reasons for removal but document conditions present. There are often multiple conditions and factors considered when a child is placed out of the home. Only the substance use conditions are included in this profile.

<b>ALCOHOL SALES OUTLETS</b>	<b>2021</b>	<b>2020</b>	<b>2019</b>
Alcohol On-premise Drink Licenses	235	221	230
Alcohol Package Carry-out Licenses	157	148	148
<b>IMPAIRED DRIVING</b>	<b>2020</b>	<b>2019</b>	<b>2018</b>
<b>Alcohol Involved Crashes</b>	199	161	176
Fatal Crashes	1	3	2
Injury Crashes	82	50	70
Property Damage Crashes	116	108	104
Crash Fatalities	1	3	2
Crash Injuries	100	76	89
<b>Drug Involved Crashes</b>	43	38	37
Fatal Crashes	1	1	0
Injury Crashes	22	18	13
Property Damage Crashes	20	19	24
Crash Fatalities	1	1	0
Crash Injuries	29	22	18
<b>POLICE REPORTS</b> <sup>3</sup>	<b>2020</b>	<b>2019</b>	<b>2018</b>
DUI Arrests, DWI Tracking System	794	836	855
Liquor Law Arrests	18	82	78
Drug Arrests	683	1,098	1,349
Violent Offenses	350	267	340
Domestic Violence Reports	727	1,211	747
Property Offenses	2,438	2,329	2,527
<b>SCHOOL REPORTS</b>	<b>2020-21</b>	<b>2019-20</b>	<b>2018-19</b>
Enrollment Grades K-12	41,433	41,732	41,390
School Discipline Involving Alcohol	0	15	6
School Discipline Involving Drugs	35	119	161
School Discipline Involving Tobacco	0	14	27
Enrollment Grades 9-12	13,302	12,936	12,780
Dropouts	56	79	61
<b>JUVENILE COURT REFERRALS</b>	<b>2020</b>	<b>2019</b>	<b>2018</b>
Violent Offenses	109	136	143
Alcohol Offenses	7	7	13
Drug Offenses	30	75	72
<b>Juvenile Status Offenses</b>			
School Truancy	7	14	13
Absent from Home	15	9	12
Beyond Parental Control	7	11	9
Injurious Behavior	5	0	0
Child Abuse	18	8	12
Child Neglect	213	272	205
Child Custody Issues	13	14	27
<b>JUVENILE COURT PLACEMENTS</b>	<b>2020</b>	<b>2019</b>	<b>2018</b>
Total Out-of-Home Placements	67	53	56
<b>Conditions Present at Removal</b> <sup>4</sup>			
Parental Alcohol Use	1	5	3
Parental Drug Use	21	26	30
Parental Alcohol and Drug Use	2	4	3
<b>CRIMINAL JUSTICE</b>	<b>FY 2021</b>	<b>FY 2020</b>	<b>FY 2019</b>
Drug Treatment Court Participants	75	75	92
Probation/Parole Admissions--Drug	270	304	398
Probation/Parole Admissions--DWI	60	53	39
Prison Admissions--Drug	84	127	172
Prison Admissions--DWI	18	18	19
<b>EMPLOYMENT</b>	<b>2020</b>	<b>2019</b>	<b>2018</b>
Labor Force	136,568	136,610	134,903
Employed	128,194	132,701	130,999
Unemployed	8,374	3,909	3,904
Unemployment Rate	6.1%	2.9%	2.9%

# CLINTON COUNTY



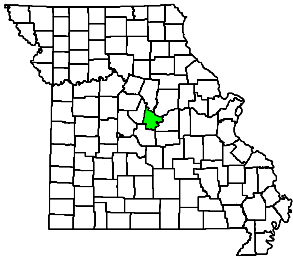
<b>PLANNING AREA</b>	Northwest
<b>SERVICE AREAS</b>	
Substance Use	1
Mental Health	1
<b>POPULATION</b>	
Census 2010	20,743
April 2020 Estimate	20,553

<b>BIRTHS AND DEATHS</b>	<b>2020</b>	<b>2019</b>	<b>2018</b>
Resident Births	238	235	223
Resident Deaths	313	231	261
COVID-19	43		
Suicide	5	3	3
Homicide	1	1	0
Alcohol Induced Deaths	5	5	5
Drug Induced Deaths	2	1	1
Smoking Attributable Deaths	39	46	52
<b>DISEASE INCIDENCE</b> <sup>1</sup>	<b>2020</b>	<b>2019</b>	<b>2018</b>
HIV Newly Diagnosed Cases	0	0	1
Hepatitis B Chronic, Acute, and Prenatal	0	0	0
Hepatitis C Chronic and Acute	7	9	2
Tuberculosis Infection Cases	2	2	1
<b>HOSPITAL</b> <sup>2</sup>	<b>2019</b>	<b>2018</b>	<b>2017</b>
<b>Alcohol Disorder Principal Diagnosis</b>			
Emergency Room, then Discharged	29	29	26
Emergency Room, then Admitted	10	9	9
Admitted without Emergency Room	7	10	7
<b>Alcohol Related (Secondary Diagnosis)</b>			
Emergency Room, then Discharged	35	28	37
Emergency Room, then Admitted	48	49	58
Admitted without Emergency Room	30	67	25
<b>Drug Disorder Principal Diagnosis</b>			
Emergency Room, then Discharged	23	17	21
Emergency Room, then Admitted	5	3	6
Admitted without Emergency Room	6	1	2
<b>Drug Related (Secondary Diagnosis)</b>			
Emergency Room, then Discharged	37	65	57
Emergency Room, then Admitted	29	50	56
Admitted without Emergency Room	58	49	51
<b>Mental Disorder Principal Diagnosis</b>			
Emergency Room, then Discharged	100	154	118
Emergency Room, then Admitted	25	57	31
Admitted without Emergency Room	88	150	76
<b>Mental Related (Secondary Diagnosis)</b>			
Emergency Room, then Discharged	192	307	202
Emergency Room, then Admitted	212	452	401
Admitted without Emergency Room	267	401	329

<b>ALCOHOL SALES OUTLETS</b>	<b>2021</b>	<b>2020</b>	<b>2019</b>
Alcohol On-premise Drink Licenses	13	13	12
Alcohol Package Carry-out Licenses	22	22	21
<b>IMPAIRED DRIVING</b>	<b>2020</b>	<b>2019</b>	<b>2018</b>
<b>Alcohol Involved Crashes</b>	16	18	14
Fatal Crashes	0	1	1
Injury Crashes	9	9	10
Property Damage Crashes	7	8	3
Crash Fatalities	0	1	1
Crash Injuries	21	10	13
<b>Drug Involved Crashes</b>	6	7	3
Fatal Crashes	0	0	1
Injury Crashes	4	4	1
Property Damage Crashes	2	3	1
Crash Fatalities	0	0	1
Crash Injuries	5	4	1
<b>POLICE REPORTS</b> <sup>3</sup>	<b>2020</b>	<b>2019</b>	<b>2018</b>
DUI Arrests, DWI Tracking System	88	61	93
Liquor Law Arrests	1	3	13
Drug Arrests	29	108	205
Violent Offenses	47	53	43
Domestic Violence Reports	247	242	239
Property Offenses	221	261	305
<b>SCHOOL REPORTS</b>	<b>2020-21</b>	<b>2019-20</b>	<b>2018-19</b>
Enrollment Grades K-12	3,084	3,169	3,206
School Discipline Involving Alcohol	0	4	0
School Discipline Involving Drugs	5	1	3
School Discipline Involving Tobacco	0	0	0
Enrollment Grades 9-12	1,022	1,021	1,055
Dropouts	7	0	5
<b>JUVENILE COURT REFERRALS</b>	<b>2020</b>	<b>2019</b>	<b>2018</b>
Violent Offenses	10	10	19
Alcohol Offenses	1	0	0
Drug Offenses	1	1	10
<b>Juvenile Status Offenses</b>			
School Truancy	28	24	8
Absent from Home	2	0	9
Beyond Parental Control	10	6	9
Injurious Behavior	10	26	41
Child Abuse	3	13	1
Child Neglect	31	15	32
Child Custody Issues	0	0	0
<b>JUVENILE COURT PLACEMENTS</b>	<b>2020</b>	<b>2019</b>	<b>2018</b>
Total Out-of-Home Placements	16	23	30
<b>Conditions Present at Removal</b> <sup>4</sup>			
Parental Alcohol Use	2	0	2
Parental Drug Use	11	8	21
Parental Alcohol and Drug Use	0	0	1
<b>CRIMINAL JUSTICE</b>	<b>FY 2021</b>	<b>FY 2020</b>	<b>FY 2019</b>
Drug Treatment Court Participants	0	0	0
Probation/Parole Admissions--Drug	51	57	73
Probation/Parole Admissions--DWI	6	2	4
Prison Admissions--Drug	30	26	39
Prison Admissions--DWI	5	2	0
<b>EMPLOYMENT</b>	<b>2020</b>	<b>2019</b>	<b>2018</b>
Labor Force	10,564	10,738	10,852
Employed	9,936	10,414	10,510
Unemployed	628	324	342
Unemployment Rate	5.9%	3.0%	3.2%

1	Multi-county Kansas City hepatitis and TB case reports are included in Jackson County totals and all Joplin case reports are included in Jasper County totals.
2	Hospital counts for alcohol, drug, and mental disorders are based on diagnosis codes determined by the national Healthcare Cost and Utilization Program. Individuals are counted only once in each applicable diagnosis group regardless of number of times receiving hospital services in the calendar year.
3	In 2019 the National Incident Based Reporting System replaced the Uniform Crime Reporting system for Missouri crime and arrest reports. 2019 crime data might not be fully comparable to crime data in prior years.
4	DSS Children's Division reports do not capture reasons for removal but document conditions present. There are often multiple conditions and factors considered when a child is placed out of the home. Only the substance use conditions are included in this profile.

# COLE COUNTY



<b>PLANNING AREA</b>	Central
<b>SERVICE AREAS</b>	
Substance Use	11
Mental Health	11
<b>POPULATION</b>	
Census 2010	75,990
April 2020 Estimate	76,191

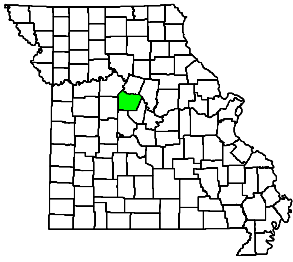
<b>BIRTHS AND DEATHS</b>	<b>2020</b>	<b>2019</b>	<b>2018</b>
Resident Births	820	819	923
Resident Deaths	882	716	711
COVID-19	125		
Suicide	8	10	19
Homicide	6	5	6
Alcohol Induced Deaths	9	4	14
Drug Induced Deaths	15	10	10
Smoking Attributable Deaths	120	115	115
<b>DISEASE INCIDENCE</b> <sup>1</sup>	<b>2020</b>	<b>2019</b>	<b>2018</b>
HIV Newly Diagnosed Cases	58	5	7
Hepatitis B Chronic, Acute, and Prenatal	1	7	8
Hepatitis C Chronic and Acute	140	92	67
Tuberculosis Infection Cases	17	16	4
<b>HOSPITAL</b> <sup>2</sup>	<b>2019</b>	<b>2018</b>	<b>2017</b>
<b>Alcohol Disorder Principal Diagnosis</b>			
Emergency Room, then Discharged	152	180	182
Emergency Room, then Admitted	49	70	77
Admitted without Emergency Room	18	20	16
<b>Alcohol Related (Secondary Diagnosis)</b>			
Emergency Room, then Discharged	206	230	266
Emergency Room, then Admitted	183	254	308
Admitted without Emergency Room	85	107	99
<b>Drug Disorder Principal Diagnosis</b>			
Emergency Room, then Discharged	138	135	111
Emergency Room, then Admitted	28	52	69
Admitted without Emergency Room	12	38	20
<b>Drug Related (Secondary Diagnosis)</b>			
Emergency Room, then Discharged	271	356	504
Emergency Room, then Admitted	252	423	418
Admitted without Emergency Room	146	172	160
<b>Mental Disorder Principal Diagnosis</b>			
Emergency Room, then Discharged	669	801	604
Emergency Room, then Admitted	318	570	407
Admitted without Emergency Room	198	416	168
<b>Mental Related (Secondary Diagnosis)</b>			
Emergency Room, then Discharged	2,183	4,750	2,968
Emergency Room, then Admitted	765	1,811	1,409
Admitted without Emergency Room	526	1,035	821

1	Multi-county Kansas City hepatitis and TB case reports are included in Jackson County totals and all Joplin case reports are included in Jasper County totals.
2	Hospital counts for alcohol, drug, and mental disorders are based on diagnosis codes determined by the national Healthcare Cost and Utilization Program. Individuals are counted only once in each applicable diagnosis group regardless of number of times receiving hospital services in the calendar year.
3	In 2019 the National Incident Based Reporting System replaced the Uniform Crime Reporting system for Missouri crime and arrest reports. 2019 crime data might not be fully comparable to crime data in prior years.
4	DSS Children's Division reports do not capture reasons for removal but document conditions present. There are often multiple conditions and factors considered when a child is placed out of the home. Only the substance use conditions are included in this profile.

<b>ALCOHOL SALES OUTLETS</b>	<b>2021</b>	<b>2020</b>	<b>2019</b>
Alcohol On-premise Drink Licenses	117	110	109
Alcohol Package Carry-out Licenses	71	71	69
<b>IMPAIRED DRIVING</b>	<b>2020</b>	<b>2019</b>	<b>2018</b>
<b>Alcohol Involved Crashes</b>	58	83	65
Fatal Crashes	0	0	1
Injury Crashes	22	21	17
Property Damage Crashes	36	62	47
Crash Fatalities	0	0	1
Crash Injuries	26	27	24
<b>Drug Involved Crashes</b>	25	15	8
Fatal Crashes	0	1	0
Injury Crashes	11	6	1
Property Damage Crashes	14	8	7
Crash Fatalities	0	3	0
Crash Injuries	15	13	1
<b>POLICE REPORTS</b> <sup>3</sup>	<b>2020</b>	<b>2019</b>	<b>2018</b>
DUI Arrests, DWI Tracking System	283	291	317
Liquor Law Arrests	153	268	38
Drug Arrests	510	1,048	529
Violent Offenses	174	161	212
Domestic Violence Reports	512	889	483
Property Offenses	1,485	1,775	1,629
<b>SCHOOL REPORTS</b>	<b>2020-21</b>	<b>2019-20</b>	<b>2018-19</b>
Enrollment Grades K-12	11,040	11,245	11,235
School Discipline Involving Alcohol	0	1	4
School Discipline Involving Drugs	38	27	30
School Discipline Involving Tobacco	0	0	4
Enrollment Grades 9-12	3,482	3,432	3,366
Dropouts	127	73	128
<b>JUVENILE COURT REFERRALS</b>	<b>2020</b>	<b>2019</b>	<b>2018</b>
Violent Offenses	69	67	70
Alcohol Offenses	6	5	12
Drug Offenses	13	15	22
<b>Juvenile Status Offenses</b>			
School Truancy	13	23	30
Absent from Home	16	58	56
Beyond Parental Control	47	33	40
Injurious Behavior	73	51	53
Child Abuse	121	177	188
Child Neglect	87	94	132
Child Custody Issues	0	0	1
<b>JUVENILE COURT PLACEMENTS</b>	<b>2020</b>	<b>2019</b>	<b>2018</b>
Total Out-of-Home Placements	77	88	134
<b>Conditions Present at Removal</b> <sup>4</sup>			
Parental Alcohol Use	0	0	7
Parental Drug Use	34	35	36
Parental Alcohol and Drug Use	0	1	0
<b>CRIMINAL JUSTICE</b>	<b>FY 2021</b>	<b>FY 2020</b>	<b>FY 2019</b>
Drug Treatment Court Participants	117	137	115
Probation/Parole Admissions--Drug	115	126	169
Probation/Parole Admissions--DWI	22	22	7
Prison Admissions--Drug	34	35	54
Prison Admissions--DWI	1	7	2
<b>EMPLOYMENT</b>	<b>2020</b>	<b>2019</b>	<b>2018</b>
Labor Force	39,151	39,051	38,229
Employed	37,432	38,037	37,273
Unemployed	1,719	1,014	956
Unemployment Rate	4.4%	2.6%	2.5%



# COOPER COUNTY



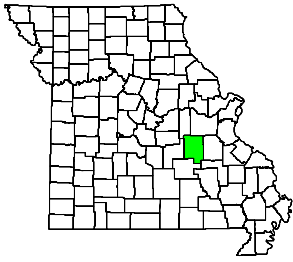
<b>PLANNING AREA</b>	Central
<b>SERVICE AREAS</b>	
Substance Use	12
Mental Health	12
<b>POPULATION</b>	
Census 2010	17,601
April 2020 Estimate	17,102

<b>BIRTHS AND DEATHS</b>	<b>2020</b>	<b>2019</b>	<b>2018</b>
Resident Births	174	201	215
Resident Deaths	203	185	200
COVID-19	18		
Suicide	2	2	3
Homicide	1	1	1
Alcohol Induced Deaths	1	4	0
Drug Induced Deaths	1	1	1
Smoking Attributable Deaths	28	31	31
<b>DISEASE INCIDENCE</b> <sup>1</sup>	<b>2020</b>	<b>2019</b>	<b>2018</b>
HIV Newly Diagnosed Cases	1	0	0
Hepatitis B Chronic, Acute, and Prenatal	1	2	2
Hepatitis C Chronic and Acute	59	45	23
Tuberculosis Infection Cases	0	4	1
<b>HOSPITAL</b> <sup>2</sup>	<b>2019</b>	<b>2018</b>	<b>2017</b>
<b>Alcohol Disorder Principal Diagnosis</b>			
Emergency Room, then Discharged	28	21	34
Emergency Room, then Admitted	9	23	14
Admitted without Emergency Room	6	5	7
<b>Alcohol Related (Secondary Diagnosis)</b>			
Emergency Room, then Discharged	29	35	36
Emergency Room, then Admitted	34	49	63
Admitted without Emergency Room	18	22	35
<b>Drug Disorder Principal Diagnosis</b>			
Emergency Room, then Discharged	14	20	14
Emergency Room, then Admitted	2	12	10
Admitted without Emergency Room	1	5	1
<b>Drug Related (Secondary Diagnosis)</b>			
Emergency Room, then Discharged	44	34	48
Emergency Room, then Admitted	32	61	56
Admitted without Emergency Room	35	27	20
<b>Mental Disorder Principal Diagnosis</b>			
Emergency Room, then Discharged	125	154	161
Emergency Room, then Admitted	45	94	63
Admitted without Emergency Room	46	51	33
<b>Mental Related (Secondary Diagnosis)</b>			
Emergency Room, then Discharged	263	449	326
Emergency Room, then Admitted	163	360	283
Admitted without Emergency Room	224	342	287

<b>ALCOHOL SALES OUTLETS</b>	<b>2021</b>	<b>2020</b>	<b>2019</b>
Alcohol On-premise Drink Licenses	18	19	20
Alcohol Package Carry-out Licenses	20	21	20
<b>IMPAIRED DRIVING</b>	<b>2020</b>	<b>2019</b>	<b>2018</b>
<b>Alcohol Involved Crashes</b>	19	18	20
Fatal Crashes	1	1	1
Injury Crashes	5	7	7
Property Damage Crashes	13	10	12
Crash Fatalities	1	1	1
Crash Injuries	11	7	8
<b>Drug Involved Crashes</b>	4	11	6
Fatal Crashes	0	0	0
Injury Crashes	1	5	3
Property Damage Crashes	3	6	3
Crash Fatalities	0	0	0
Crash Injuries	1	6	4
<b>POLICE REPORTS</b> <sup>3</sup>	<b>2020</b>	<b>2019</b>	<b>2018</b>
DUI Arrests, DWI Tracking System	72	67	86
Liquor Law Arrests	1	3	13
Drug Arrests	107	126	217
Violent Offenses	30	20	19
Domestic Violence Reports	81	137	56
Property Offenses	201	235	248
<b>SCHOOL REPORTS</b>	<b>2020-21</b>	<b>2019-20</b>	<b>2018-19</b>
Enrollment Grades K-12	2,270	2,321	2,381
School Discipline Involving Alcohol	0	0	0
School Discipline Involving Drugs	0	10	8
School Discipline Involving Tobacco	0	3	2
Enrollment Grades 9-12	791	800	838
Dropouts	0	0	0
<b>JUVENILE COURT REFERRALS</b>	<b>2020</b>	<b>2019</b>	<b>2018</b>
Violent Offenses	25	29	27
Alcohol Offenses	5	2	5
Drug Offenses	8	3	1
<b>Juvenile Status Offenses</b>			
School Truancy	7	16	23
Absent from Home	13	6	2
Beyond Parental Control	18	28	8
Injurious Behavior	32	42	25
Child Abuse	2	6	1
Child Neglect	4	13	1
Child Custody Issues	10	0	8
<b>JUVENILE COURT PLACEMENTS</b>	<b>2020</b>	<b>2019</b>	<b>2018</b>
Total Out-of-Home Placements	10	8	8
<b>Conditions Present at Removal</b> <sup>4</sup>			
Parental Alcohol Use	0	0	0
Parental Drug Use	0	0	3
Parental Alcohol and Drug Use	0	0	0
<b>CRIMINAL JUSTICE</b>	<b>FY 2021</b>	<b>FY 2020</b>	<b>FY 2019</b>
Drug Treatment Court Participants	8	6	9
Probation/Parole Admissions--Drug	68	89	104
Probation/Parole Admissions--DWI	4	5	0
Prison Admissions--Drug	38	32	37
Prison Admissions--DWI	2	1	2
<b>EMPLOYMENT</b>	<b>2020</b>	<b>2019</b>	<b>2018</b>
Labor Force	7,219	7,481	7,424
Employed	6,818	7,205	7,194
Unemployed	401	276	230
Unemployment Rate	5.6%	3.7%	3.1%

1	Multi-county Kansas City hepatitis and TB case reports are included in Jackson County totals and all Joplin case reports are included in Jasper County totals.
2	Hospital counts for alcohol, drug, and mental disorders are based on diagnosis codes determined by the national Healthcare Cost and Utilization Program. Individuals are counted only once in each applicable diagnosis group regardless of number of times receiving hospital services in the calendar year.
3	In 2019 the National Incident Based Reporting System replaced the Uniform Crime Reporting system for Missouri crime and arrest reports. 2019 crime data might not be fully comparable to crime data in prior years.
4	DSS Children's Division reports do not capture reasons for removal but document conditions present. There are often multiple conditions and factors considered when a child is placed out of the home. Only the substance use conditions are included in this profile.

# CRAWFORD COUNTY



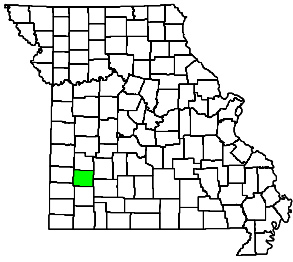
<b>PLANNING AREA</b>	Southeast
<b>SERVICE AREAS</b>	
Substance Use	17
Mental Health	17A
<b>POPULATION</b>	
Census 2010	24,696
April 2020 Estimate	23,739

<b>BIRTHS AND DEATHS</b>	<b>2020</b>	<b>2019</b>	<b>2018</b>
Resident Births	226	256	265
Resident Deaths	361	322	315
COVID-19	27		
Suicide	3	6	7
Homicide	6	5	0
Alcohol Induced Deaths	1	2	3
Drug Induced Deaths	7	12	5
Smoking Attributable Deaths	61	57	64
<b>DISEASE INCIDENCE</b> <sup>1</sup>	<b>2020</b>	<b>2019</b>	<b>2018</b>
HIV Newly Diagnosed Cases	0	1	0
Hepatitis B Chronic, Acute, and Prenatal	0	1	0
Hepatitis C Chronic and Acute	28	38	33
Tuberculosis Infection Cases	4	1	0
<b>HOSPITAL</b> <sup>2</sup>	<b>2019</b>	<b>2018</b>	<b>2017</b>
<b>Alcohol Disorder Principal Diagnosis</b>			
Emergency Room, then Discharged	48	79	65
Emergency Room, then Admitted	9	22	18
Admitted without Emergency Room	16	32	16
<b>Alcohol Related (Secondary Diagnosis)</b>			
Emergency Room, then Discharged	76	95	60
Emergency Room, then Admitted	66	102	90
Admitted without Emergency Room	72	87	93
<b>Drug Disorder Principal Diagnosis</b>			
Emergency Room, then Discharged	85	88	69
Emergency Room, then Admitted	9	8	16
Admitted without Emergency Room	22	19	48
<b>Drug Related (Secondary Diagnosis)</b>			
Emergency Room, then Discharged	177	161	152
Emergency Room, then Admitted	121	122	136
Admitted without Emergency Room	119	138	176
<b>Mental Disorder Principal Diagnosis</b>			
Emergency Room, then Discharged	195	248	196
Emergency Room, then Admitted	110	135	95
Admitted without Emergency Room	119	201	106
<b>Mental Related (Secondary Diagnosis)</b>			
Emergency Room, then Discharged	924	1,955	955
Emergency Room, then Admitted	228	458	451
Admitted without Emergency Room	374	758	606

1	Multi-county Kansas City hepatitis and TB case reports are included in Jackson County totals and all Joplin case reports are included in Jasper County totals.
2	Hospital counts for alcohol, drug, and mental disorders are based on diagnosis codes determined by the national Healthcare Cost and Utilization Program. Individuals are counted only once in each applicable diagnosis group regardless of number of times receiving hospital services in the calendar year.
3	In 2019 the National Incident Based Reporting System replaced the Uniform Crime Reporting system for Missouri crime and arrest reports. 2019 crime data might not be fully comparable to crime data in prior years.
4	DSS Children's Division reports do not capture reasons for removal but document conditions present. There are often multiple conditions and factors considered when a child is placed out of the home. Only the substance use conditions are included in this profile.

<b>ALCOHOL SALES OUTLETS</b>	<b>2021</b>	<b>2020</b>	<b>2019</b>
Alcohol On-premise Drink Licenses	31	25	30
Alcohol Package Carry-out Licenses	30	26	26
<b>IMPAIRED DRIVING</b>	<b>2020</b>	<b>2019</b>	<b>2018</b>
<b>Alcohol Involved Crashes</b>	39	29	21
Fatal Crashes	2	3	0
Injury Crashes	13	12	9
Property Damage Crashes	24	14	12
Crash Fatalities	2	3	0
Crash Injuries	19	17	12
<b>Drug Involved Crashes</b>	12	12	3
Fatal Crashes	0	1	0
Injury Crashes	4	5	1
Property Damage Crashes	8	6	2
Crash Fatalities	0	1	0
Crash Injuries	4	6	1
<b>POLICE REPORTS</b> <sup>3</sup>	<b>2020</b>	<b>2019</b>	<b>2018</b>
DUI Arrests, DWI Tracking System	157	160	151
Liquor Law Arrests	1	17	3
Drug Arrests	311	317	343
Violent Offenses	74	74	52
Domestic Violence Reports	271	284	295
Property Offenses	866	935	867
<b>SCHOOL REPORTS</b>	<b>2020-21</b>	<b>2019-20</b>	<b>2018-19</b>
Enrollment Grades K-12	3,111	3,209	3,185
School Discipline Involving Alcohol	0	6	4
School Discipline Involving Drugs	14	5	2
School Discipline Involving Tobacco	0	0	0
Enrollment Grades 9-12	986	958	940
Dropouts	6	5	0
<b>JUVENILE COURT REFERRALS</b>	<b>2020</b>	<b>2019</b>	<b>2018</b>
Violent Offenses	13	13	22
Alcohol Offenses	2	7	4
Drug Offenses	5	8	2
<b>Juvenile Status Offenses</b>			
School Truancy	7	11	14
Absent from Home	11	16	11
Beyond Parental Control	9	9	16
Injurious Behavior	34	28	17
Child Abuse	3	16	5
Child Neglect	83	59	43
Child Custody Issues	0	0	0
<b>JUVENILE COURT PLACEMENTS</b>	<b>2020</b>	<b>2019</b>	<b>2018</b>
Total Out-of-Home Placements	94	93	57
<b>Conditions Present at Removal</b> <sup>4</sup>			
Parental Alcohol Use	2	6	5
Parental Drug Use	50	38	17
Parental Alcohol and Drug Use	2	5	0
<b>CRIMINAL JUSTICE</b>	<b>FY 2021</b>	<b>FY 2020</b>	<b>FY 2019</b>
Drug Treatment Court Participants	38	46	44
Probation/Parole Admissions--Drug	147	140	216
Probation/Parole Admissions--DWI	8	5	13
Prison Admissions--Drug	63	55	91
Prison Admissions--DWI	4	3	3
<b>EMPLOYMENT</b>	<b>2020</b>	<b>2019</b>	<b>2018</b>
Labor Force	10,852	10,980	10,832
Employed	10,157	10,566	10,407
Unemployed	695	414	425
Unemployment Rate	6.4%	3.8%	3.9%

# DADE COUNTY



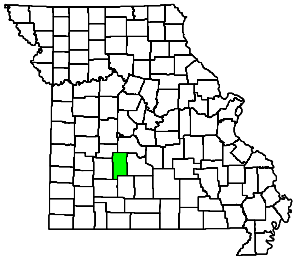
<b>PLANNING AREA</b>	Southwest
<b>SERVICE AREAS</b>	
Substance Use	10
Mental Health	8A
<b>POPULATION</b>	
Census 2010	7,883
April 2020 Estimate	7,568

<b>BIRTHS AND DEATHS</b>	<b>2020</b>	<b>2019</b>	<b>2018</b>
Resident Births	78	69	75
Resident Deaths	135	116	116
COVID-19	28		
Suicide	1	0	0
Homicide	1	0	2
Alcohol Induced Deaths	1	2	3
Drug Induced Deaths	1	2	1
Smoking Attributable Deaths	15	18	14
<b>DISEASE INCIDENCE</b> <sup>1</sup>	<b>2020</b>	<b>2019</b>	<b>2018</b>
HIV Newly Diagnosed Cases	0	1	0
Hepatitis B Chronic, Acute, and Prenatal	0	0	1
Hepatitis C Chronic and Acute	6	6	7
Tuberculosis Infection Cases	1	0	0
<b>HOSPITAL</b> <sup>2</sup>	<b>2019</b>	<b>2018</b>	<b>2017</b>
<b>Alcohol Disorder Principal Diagnosis</b>			
Emergency Room, then Discharged	7	19	19
Emergency Room, then Admitted	9	4	6
Admitted without Emergency Room	1	4	3
<b>Alcohol Related (Secondary Diagnosis)</b>			
Emergency Room, then Discharged	9	15	17
Emergency Room, then Admitted	10	16	21
Admitted without Emergency Room	13	10	11
<b>Drug Disorder Principal Diagnosis</b>			
Emergency Room, then Discharged	13	14	18
Emergency Room, then Admitted	0	3	4
Admitted without Emergency Room	0	2	1
<b>Drug Related (Secondary Diagnosis)</b>			
Emergency Room, then Discharged	21	16	16
Emergency Room, then Admitted	22	33	32
Admitted without Emergency Room	12	14	19
<b>Mental Disorder Principal Diagnosis</b>			
Emergency Room, then Discharged	35	42	39
Emergency Room, then Admitted	17	35	27
Admitted without Emergency Room	17	37	18
<b>Mental Related (Secondary Diagnosis)</b>			
Emergency Room, then Discharged	118	140	156
Emergency Room, then Admitted	89	160	197
Admitted without Emergency Room	77	85	120

1	Multi-county Kansas City hepatitis and TB case reports are included in Jackson County totals and all Joplin case reports are included in Jasper County totals.
2	Hospital counts for alcohol, drug, and mental disorders are based on diagnosis codes determined by the national Healthcare Cost and Utilization Program. Individuals are counted only once in each applicable diagnosis group regardless of number of times receiving hospital services in the calendar year.
3	In 2019 the National Incident Based Reporting System replaced the Uniform Crime Reporting system for Missouri crime and arrest reports. 2019 crime data might not be fully comparable to crime data in prior years.
4	DSS Children's Division reports do not capture reasons for removal but document conditions present. There are often multiple conditions and factors considered when a child is placed out of the home. Only the substance use conditions are included in this profile.

<b>ALCOHOL SALES OUTLETS</b>	<b>2021</b>	<b>2020</b>	<b>2019</b>
Alcohol On-premise Drink Licenses	4	3	3
Alcohol Package Carry-out Licenses	12	11	12
<b>IMPAIRED DRIVING</b>	<b>2020</b>	<b>2019</b>	<b>2018</b>
<b>Alcohol Involved Crashes</b>	3	3	1
Fatal Crashes	0	0	0
Injury Crashes	1	1	1
Property Damage Crashes	2	2	0
Crash Fatalities	0	0	0
Crash Injuries	1	1	1
<b>Drug Involved Crashes</b>	1	1	0
Fatal Crashes	0	0	0
Injury Crashes	1	0	0
Property Damage Crashes	0	1	0
Crash Fatalities	0	0	0
Crash Injuries	1	0	0
<b>POLICE REPORTS</b> <sup>3</sup>	<b>2020</b>	<b>2019</b>	<b>2018</b>
DUI Arrests, DWI Tracking System	10	12	13
Liquor Law Arrests	0	0	0
Drug Arrests	9	96	161
Violent Offenses	27	50	47
Domestic Violence Reports	13	45	35
Property Offenses	63	87	101
<b>SCHOOL REPORTS</b>	<b>2020-21</b>	<b>2019-20</b>	<b>2018-19</b>
Enrollment Grades K-12	980	1,002	1,021
School Discipline Involving Alcohol	0	0	0
School Discipline Involving Drugs	0	0	0
School Discipline Involving Tobacco	0	0	0
Enrollment Grades 9-12	321	311	321
Dropouts	0	0	0
<b>JUVENILE COURT REFERRALS</b>	<b>2020</b>	<b>2019</b>	<b>2018</b>
Violent Offenses	3	9	4
Alcohol Offenses	2	1	1
Drug Offenses	1	0	3
<b>Juvenile Status Offenses</b>			
School Truancy	11	8	17
Absent from Home	2	7	5
Beyond Parental Control	2	3	3
Injurious Behavior	3	3	3
Child Abuse	11	0	2
Child Neglect	9	18	17
Child Custody Issues	0	0	0
<b>JUVENILE COURT PLACEMENTS</b>	<b>2020</b>	<b>2019</b>	<b>2018</b>
Total Out-of-Home Placements	6	3	5
<b>Conditions Present at Removal</b> <sup>4</sup>			
Parental Alcohol Use	0	0	0
Parental Drug Use	1	1	1
Parental Alcohol and Drug Use	3	0	0
<b>CRIMINAL JUSTICE</b>	<b>FY 2021</b>	<b>FY 2020</b>	<b>FY 2019</b>
Drug Treatment Court Participants	8	10	10
Probation/Parole Admissions--Drug	24	25	31
Probation/Parole Admissions--DWI	0	0	0
Prison Admissions--Drug	10	6	14
Prison Admissions--DWI	0	0	0
<b>EMPLOYMENT</b>	<b>2020</b>	<b>2019</b>	<b>2018</b>
Labor Force	3,560	3,545	3,576
Employed	3,405	3,434	3,479
Unemployed	155	111	97
Unemployment Rate	4.4%	3.1%	2.7%

# DALLAS COUNTY



<b>PLANNING AREA</b>	Southwest
<b>SERVICE AREAS</b>	
Substance Use	10
Mental Health	10
<b>POPULATION</b>	
Census 2010	16,777
April 2020 Estimate	17,219

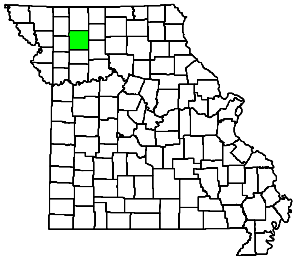
<b>BIRTHS AND DEATHS</b>	2020	2019	2018
Resident Births	215	219	239
Resident Deaths	305	214	213
COVID-19	27		
Suicide	2	4	2
Homicide	1	1	3
Alcohol Induced Deaths	0	1	3
Drug Induced Deaths	2	3	3
Smoking Attributable Deaths	41	38	33
<b>DISEASE INCIDENCE</b> <sup>1</sup>	2020	2019	2018
HIV Newly Diagnosed Cases	0	0	0
Hepatitis B Chronic, Acute, and Prenatal	0	3	1
Hepatitis C Chronic and Acute	14	11	18
Tuberculosis Infection Cases	1	0	3
<b>HOSPITAL</b> <sup>2</sup>	2019	2018	2017
<b>Alcohol Disorder Principal Diagnosis</b>			
Emergency Room, then Discharged	39	51	46
Emergency Room, then Admitted	11	31	19
Admitted without Emergency Room	11	9	8
<b>Alcohol Related (Secondary Diagnosis)</b>			
Emergency Room, then Discharged	40	33	38
Emergency Room, then Admitted	42	36	49
Admitted without Emergency Room	38	31	26
<b>Drug Disorder Principal Diagnosis</b>			
Emergency Room, then Discharged	26	39	41
Emergency Room, then Admitted	4	5	7
Admitted without Emergency Room	6	4	4
<b>Drug Related (Secondary Diagnosis)</b>			
Emergency Room, then Discharged	65	94	110
Emergency Room, then Admitted	52	60	76
Admitted without Emergency Room	62	38	51
<b>Mental Disorder Principal Diagnosis</b>			
Emergency Room, then Discharged	146	160	104
Emergency Room, then Admitted	44	80	46
Admitted without Emergency Room	63	112	55
<b>Mental Related (Secondary Diagnosis)</b>			
Emergency Room, then Discharged	540	860	841
Emergency Room, then Admitted	185	489	372
Admitted without Emergency Room	168	260	251

<b>ALCOHOL SALES OUTLETS</b>	2021	2020	2019
Alcohol On-premise Drink Licenses	6	6	7
Alcohol Package Carry-out Licenses	21	21	22
<b>IMPAIRED DRIVING</b>	2020	2019	2018
<b>Alcohol Involved Crashes</b>	14	7	9
Fatal Crashes	1	0	0
Injury Crashes	4	3	6
Property Damage Crashes	9	4	3
Crash Fatalities	1	0	0
Crash Injuries	4	5	8
<b>Drug Involved Crashes</b>	4	2	1
Fatal Crashes	2	0	0
Injury Crashes	1	2	1
Property Damage Crashes	1	0	0
Crash Fatalities	2	0	0
Crash Injuries	3	4	1
<b>POLICE REPORTS</b> <sup>3</sup>	2020	2019	2018
DUI Arrests, DWI Tracking System	24	29	27
Liquor Law Arrests	0	1	18
Drug Arrests	25	20	62
Violent Offenses	7	8	21
Domestic Violence Reports	93	93	112
Property Offenses	78	116	169
<b>SCHOOL REPORTS</b>	2020-21	2019-20	2018-19
Enrollment Grades K-12	1,613	1,678	1,681
School Discipline Involving Alcohol	0	1	4
School Discipline Involving Drugs	0	6	5
School Discipline Involving Tobacco	0	0	0
Enrollment Grades 9-12	508	507	502
Dropouts	0	0	0
<b>JUVENILE COURT REFERRALS</b>	2020	2019	2018
Violent Offenses	10	12	1
Alcohol Offenses	0	3	0
Drug Offenses	1	3	4
<b>Juvenile Status Offenses</b>			
School Truancy	3	1	1
Absent from Home	8	4	4
Beyond Parental Control	16	14	9
Injurious Behavior	1	5	5
Child Abuse	15	10	4
Child Neglect	36	42	69
Child Custody Issues	1	14	0
<b>JUVENILE COURT PLACEMENTS</b>	2020	2019	2018
Total Out-of-Home Placements	26	22	17
<b>Conditions Present at Removal</b> <sup>4</sup>	2020	2019	2018
Parental Alcohol Use	0	0	0
Parental Drug Use	16	17	5
Parental Alcohol and Drug Use	0	0	0
<b>CRIMINAL JUSTICE</b>	FY 2021	FY 2020	FY 2019
Drug Treatment Court Participants	0	0	0
Probation/Parole Admissions--Drug	31	38	38
Probation/Parole Admissions--DWI	3	5	5
Prison Admissions--Drug	19	21	28
Prison Admissions--DWI	0	2	1
<b>EMPLOYMENT</b>	2020	2019	2018
Labor Force	7,034	7,081	6,966
Employed	6,620	6,762	6,693
Unemployed	414	319	273
Unemployment Rate	5.9%	4.5%	3.9%

1	Multi-county Kansas City hepatitis and TB case reports are included in Jackson County totals and all Joplin case reports are included in Jasper County totals.
2	Hospital counts for alcohol, drug, and mental disorders are based on diagnosis codes determined by the national Healthcare Cost and Utilization Program. Individuals are counted only once in each applicable diagnosis group regardless of number of times receiving hospital services in the calendar year.
3	In 2019 the National Incident Based Reporting System replaced the Uniform Crime Reporting system for Missouri crime and arrest reports. 2019 crime data might not be fully comparable to crime data in prior years.
4	DSS Children's Division reports do not capture reasons for removal but document conditions present. There are often multiple conditions and factors considered when a child is placed out of the home. Only the substance use conditions are included in this profile.



# DAVISS COUNTY



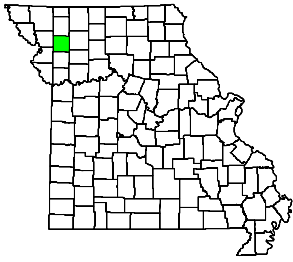
<b>PLANNING AREA</b>	Northwest
<b>SERVICE AREAS</b>	
Substance Use	13
Mental Health	13
<b>POPULATION</b>	
Census 2010	8,433
April 2020 Estimate	8,283

<b>BIRTHS AND DEATHS</b>	2020	2019	2018
Resident Births	121	119	129
Resident Deaths	112	84	85
COVID-19	14		
Suicide	2	4	3
Homicide	0	0	0
Alcohol Induced Deaths	0	0	1
Drug Induced Deaths	1	0	0
Smoking Attributable Deaths	19	9	12
<b>DISEASE INCIDENCE</b> <sup>1</sup>	2020	2019	2018
HIV Newly Diagnosed Cases	1	0	1
Hepatitis B Chronic, Acute, and Prenatal	0	0	0
Hepatitis C Chronic and Acute	0	3	1
Tuberculosis Infection Cases	0	1	1
<b>HOSPITAL</b> <sup>2</sup>	2019	2018	2017
<b>Alcohol Disorder Principal Diagnosis</b>			
Emergency Room, then Discharged	9	10	3
Emergency Room, then Admitted	1	1	0
Admitted without Emergency Room	0	0	2
<b>Alcohol Related (Secondary Diagnosis)</b>			
Emergency Room, then Discharged	8	10	13
Emergency Room, then Admitted	5	4	6
Admitted without Emergency Room	8	16	11
<b>Drug Disorder Principal Diagnosis</b>			
Emergency Room, then Discharged	8	5	2
Emergency Room, then Admitted	3	2	1
Admitted without Emergency Room	1	1	1
<b>Drug Related (Secondary Diagnosis)</b>			
Emergency Room, then Discharged	15	19	15
Emergency Room, then Admitted	10	15	4
Admitted without Emergency Room	21	17	25
<b>Mental Disorder Principal Diagnosis</b>			
Emergency Room, then Discharged	53	49	53
Emergency Room, then Admitted	14	16	8
Admitted without Emergency Room	32	44	30
<b>Mental Related (Secondary Diagnosis)</b>			
Emergency Room, then Discharged	66	100	88
Emergency Room, then Admitted	59	123	90
Admitted without Emergency Room	104	147	166

1	Multi-county Kansas City hepatitis and TB case reports are included in Jackson County totals and all Joplin case reports are included in Jasper County totals.
2	Hospital counts for alcohol, drug, and mental disorders are based on diagnosis codes determined by the national Healthcare Cost and Utilization Program. Individuals are counted only once in each applicable diagnosis group regardless of number of times receiving hospital services in the calendar year.
3	In 2019 the National Incident Based Reporting System replaced the Uniform Crime Reporting system for Missouri crime and arrest reports. 2019 crime data might not be fully comparable to crime data in prior years.
4	DSS Children's Division reports do not capture reasons for removal but document conditions present. There are often multiple conditions and factors considered when a child is placed out of the home. Only the substance use conditions are included in this profile.

<b>ALCOHOL SALES OUTLETS</b>	2021	2020	2019
Alcohol On-premise Drink Licenses	5	4	5
Alcohol Package Carry-out Licenses	12	12	12
<b>IMPAIRED DRIVING</b>	2020	2019	2018
<b>Alcohol Involved Crashes</b>	7	10	7
Fatal Crashes	0	0	1
Injury Crashes	1	5	5
Property Damage Crashes	6	5	1
Crash Fatalities	0	0	1
Crash Injuries	1	6	8
<b>Drug Involved Crashes</b>	3	4	3
Fatal Crashes	0	0	1
Injury Crashes	0	0	1
Property Damage Crashes	3	4	1
Crash Fatalities	0	0	2
Crash Injuries	0	0	2
<b>POLICE REPORTS</b> <sup>3</sup>	2020	2019	2018
DUI Arrests, DWI Tracking System	51	46	43
Liquor Law Arrests	0	0	1
Drug Arrests	7	15	43
Violent Offenses	20	17	12
Domestic Violence Reports	18	12	18
Property Offenses	64	34	54
<b>SCHOOL REPORTS</b>	2020-21	2019-20	2018-19
Enrollment Grades K-12	1,083	1,133	1,136
School Discipline Involving Alcohol	0	0	0
School Discipline Involving Drugs	0	0	3
School Discipline Involving Tobacco	0	0	0
Enrollment Grades 9-12	376	378	366
Dropouts	0	0	0
<b>JUVENILE COURT REFERRALS</b>	2020	2019	2018
Violent Offenses	4	6	7
Alcohol Offenses	0	2	1
Drug Offenses	1	1	1
<b>Juvenile Status Offenses</b>			
School Truancy	5	5	4
Absent from Home	2	3	5
Beyond Parental Control	1	2	0
Injurious Behavior	4	6	8
Child Abuse	2	0	2
Child Neglect	11	14	1
Child Custody Issues	0	0	0
<b>JUVENILE COURT PLACEMENTS</b>	2020	2019	2018
Total Out-of-Home Placements	5	12	3
<b>Conditions Present at Removal</b> <sup>4</sup>			
Parental Alcohol Use	0	0	0
Parental Drug Use	3	5	1
Parental Alcohol and Drug Use	2	0	0
<b>CRIMINAL JUSTICE</b>	FY 2021	FY 2020	FY 2019
Drug Treatment Court Participants	0	0	0
Probation/Parole Admissions--Drug	20	28	36
Probation/Parole Admissions--DWI	11	5	3
Prison Admissions--Drug	16	13	21
Prison Admissions--DWI	3	4	1
<b>EMPLOYMENT</b>	2020	2019	2018
Labor Force	4,123	4,102	4,048
Employed	3,948	3,965	3,926
Unemployed	175	137	122
Unemployment Rate	4.2%	3.3%	3.0%

# DE KALB COUNTY



**PLANNING AREA** Northwest

**SERVICE AREAS**

Substance Use 1  
Mental Health 1

**POPULATION**

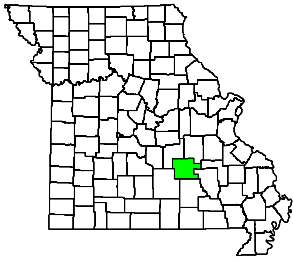
Census 2010 12,892  
April 2020 Estimate 10,944

	2020	2019	2018
<b>BIRTHS AND DEATHS</b>			
Resident Births	105	81	102
Resident Deaths	157	102	160
COVID-19	22		
Suicide	4	2	2
Homicide	1	0	1
Alcohol Induced Deaths	0	2	1
Drug Induced Deaths	3	0	2
Smoking Attributable Deaths	24	14	25
<b>DISEASE INCIDENCE</b> <sup>1</sup>	<b>2020</b>	<b>2019</b>	<b>2018</b>
HIV Newly Diagnosed Cases	0	0	0
Hepatitis B Chronic, Acute, and Prenatal	0	2	2
Hepatitis C Chronic and Acute	50	40	27
Tuberculosis Infection Cases	1	1	0
<b>HOSPITAL</b> <sup>2</sup>	<b>2019</b>	<b>2018</b>	<b>2017</b>
<b>Alcohol Disorder Principal Diagnosis</b>			
Emergency Room, then Discharged	8	9	9
Emergency Room, then Admitted	5	0	7
Admitted without Emergency Room	1	4	3
<b>Alcohol Related (Secondary Diagnosis)</b>			
Emergency Room, then Discharged	14	13	18
Emergency Room, then Admitted	26	48	50
Admitted without Emergency Room	19	23	10
<b>Drug Disorder Principal Diagnosis</b>			
Emergency Room, then Discharged	10	5	7
Emergency Room, then Admitted	2	9	5
Admitted without Emergency Room	1	2	0
<b>Drug Related (Secondary Diagnosis)</b>			
Emergency Room, then Discharged	29	34	28
Emergency Room, then Admitted	32	47	43
Admitted without Emergency Room	21	29	20
<b>Mental Disorder Principal Diagnosis</b>			
Emergency Room, then Discharged	68	62	71
Emergency Room, then Admitted	39	90	57
Admitted without Emergency Room	37	71	41
<b>Mental Related (Secondary Diagnosis)</b>			
Emergency Room, then Discharged	224	251	205
Emergency Room, then Admitted	141	342	322
Admitted without Emergency Room	147	253	195

<b>ALCOHOL SALES OUTLETS</b>	<b>2021</b>	<b>2020</b>	<b>2019</b>
Alcohol On-premise Drink Licenses	9	11	12
Alcohol Package Carry-out Licenses	14	13	14
<b>IMPAIRED DRIVING</b>	<b>2020</b>	<b>2019</b>	<b>2018</b>
<b>Alcohol Involved Crashes</b>	7	6	10
Fatal Crashes	0	0	0
Injury Crashes	3	2	2
Property Damage Crashes	4	4	8
Crash Fatalities	0	0	0
Crash Injuries	4	2	4
<b>Drug Involved Crashes</b>	3	5	3
Fatal Crashes	0	0	1
Injury Crashes	2	4	2
Property Damage Crashes	1	1	0
Crash Fatalities	0	0	1
Crash Injuries	2	6	3
<b>POLICE REPORTS</b> <sup>3</sup>	<b>2020</b>	<b>2019</b>	<b>2018</b>
DUI Arrests, DWI Tracking System	55	61	47
Liquor Law Arrests	0	1	5
Drug Arrests	16	11	51
Violent Offenses	23	6	2
Domestic Violence Reports	33	10	7
Property Offenses	64	60	39
<b>SCHOOL REPORTS</b>	<b>2020-21</b>	<b>2019-20</b>	<b>2018-19</b>
Enrollment Grades K-12	1,029	1,041	1,073
School Discipline Involving Alcohol	0	0	0
School Discipline Involving Drugs	0	2	0
School Discipline Involving Tobacco	0	0	0
Enrollment Grades 9-12	325	314	308
Dropouts	0	0	0
<b>JUVENILE COURT REFERRALS</b>	<b>2020</b>	<b>2019</b>	<b>2018</b>
Violent Offenses	2	3	4
Alcohol Offenses	0	0	0
Drug Offenses	0	1	0
<b>Juvenile Status Offenses</b>			
School Truancy	2	3	3
Absent from Home	3	0	2
Beyond Parental Control	6	1	3
Injurious Behavior	6	11	19
Child Abuse	4	1	1
Child Neglect	28	7	15
Child Custody Issues	0	0	0
<b>JUVENILE COURT PLACEMENTS</b>	<b>2020</b>	<b>2019</b>	<b>2018</b>
Total Out-of-Home Placements	17	9	14
<b>Conditions Present at Removal</b> <sup>4</sup>			
Parental Alcohol Use	0	0	4
Parental Drug Use	9	6	12
Parental Alcohol and Drug Use	0	0	4
<b>CRIMINAL JUSTICE</b>	<b>FY 2021</b>	<b>FY 2020</b>	<b>FY 2019</b>
Drug Treatment Court Participants	0	0	0
Probation/Parole Admissions--Drug	39	57	74
Probation/Parole Admissions--DWI	6	5	2
Prison Admissions--Drug	26	29	43
Prison Admissions--DWI	6	7	0
<b>EMPLOYMENT</b>	<b>2020</b>	<b>2019</b>	<b>2018</b>
Labor Force	4,791	4,838	4,829
Employed	4,585	4,689	4,677
Unemployed	206	149	152
Unemployment Rate	4.3%	3.1%	3.1%

1	Multi-county Kansas City hepatitis and TB case reports are included in Jackson County totals and all Joplin case reports are included in Jasper County totals.
2	Hospital counts for alcohol, drug, and mental disorders are based on diagnosis codes determined by the national Healthcare Cost and Utilization Program. Individuals are counted only once in each applicable diagnosis group regardless of number of times receiving hospital services in the calendar year.
3	In 2019 the National Incident Based Reporting System replaced the Uniform Crime Reporting system for Missouri crime and arrest reports. 2019 crime data might not be fully comparable to crime data in prior years.
4	DSS Children's Division reports do not capture reasons for removal but document conditions present. There are often multiple conditions and factors considered when a child is placed out of the home. Only the substance use conditions are included in this profile.

# DENT COUNTY



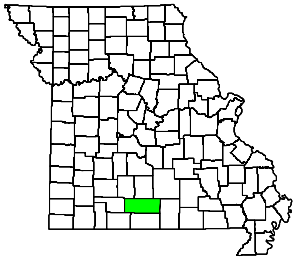
<b>PLANNING AREA</b>	Southeast
<b>SERVICE AREAS</b>	
Substance Use	17
Mental Health	17A
<b>POPULATION</b>	
Census 2010	15,657
April 2020 Estimate	15,481

<b>BIRTHS AND DEATHS</b>	<b>2020</b>	<b>2019</b>	<b>2018</b>
Resident Births	152	138	186
Resident Deaths	268	227	174
COVID-19	28		
Suicide	5	5	2
Homicide	1	1	0
Alcohol Induced Deaths	1	3	2
Drug Induced Deaths	8	9	3
Smoking Attributable Deaths	39	39	32
<b>DISEASE INCIDENCE</b> <sup>1</sup>	<b>2020</b>	<b>2019</b>	<b>2018</b>
HIV Newly Diagnosed Cases	0	0	0
Hepatitis B Chronic, Acute, and Prenatal	0	0	0
Hepatitis C Chronic and Acute	7	24	9
Tuberculosis Infection Cases	2	2	2
<b>HOSPITAL</b> <sup>2</sup>	<b>2019</b>	<b>2018</b>	<b>2017</b>
<b>Alcohol Disorder Principal Diagnosis</b>			
Emergency Room, then Discharged	36	31	69
Emergency Room, then Admitted	5	9	11
Admitted without Emergency Room	5	11	11
<b>Alcohol Related (Secondary Diagnosis)</b>			
Emergency Room, then Discharged	32	26	33
Emergency Room, then Admitted	35	45	30
Admitted without Emergency Room	37	42	40
<b>Drug Disorder Principal Diagnosis</b>			
Emergency Room, then Discharged	41	30	39
Emergency Room, then Admitted	5	8	10
Admitted without Emergency Room	11	12	20
<b>Drug Related (Secondary Diagnosis)</b>			
Emergency Room, then Discharged	59	28	49
Emergency Room, then Admitted	43	39	45
Admitted without Emergency Room	45	74	98
<b>Mental Disorder Principal Diagnosis</b>			
Emergency Room, then Discharged	138	158	136
Emergency Room, then Admitted	37	56	36
Admitted without Emergency Room	48	117	85
<b>Mental Related (Secondary Diagnosis)</b>			
Emergency Room, then Discharged	182	263	170
Emergency Room, then Admitted	210	357	268
Admitted without Emergency Room	232	425	403

<b>ALCOHOL SALES OUTLETS</b>	<b>2021</b>	<b>2020</b>	<b>2019</b>
Alcohol On-premise Drink Licenses	13	11	13
Alcohol Package Carry-out Licenses	14	14	15
<b>IMPAIRED DRIVING</b>	<b>2020</b>	<b>2019</b>	<b>2018</b>
<b>Alcohol Involved Crashes</b>	20	13	18
Fatal Crashes	0	0	0
Injury Crashes	10	5	6
Property Damage Crashes	10	8	12
Crash Fatalities	0	0	0
Crash Injuries	12	6	13
<b>Drug Involved Crashes</b>	5	1	1
Fatal Crashes	0	0	0
Injury Crashes	3	1	0
Property Damage Crashes	2	0	1
Crash Fatalities	0	0	0
Crash Injuries	3	1	0
<b>POLICE REPORTS</b> <sup>3</sup>	<b>2020</b>	<b>2019</b>	<b>2018</b>
DUI Arrests, DWI Tracking System	59	48	67
Liquor Law Arrests	3	1	5
Drug Arrests	61	67	98
Violent Offenses	21	19	6
Domestic Violence Reports	51	57	55
Property Offenses	168	171	230
<b>SCHOOL REPORTS</b>	<b>2020-21</b>	<b>2019-20</b>	<b>2018-19</b>
Enrollment Grades K-12	2,074	2,093	2,087
School Discipline Involving Alcohol	0	3	0
School Discipline Involving Drugs	0	0	0
School Discipline Involving Tobacco	0	0	0
Enrollment Grades 9-12	555	570	592
Dropouts	0	0	0
<b>JUVENILE COURT REFERRALS</b>	<b>2020</b>	<b>2019</b>	<b>2018</b>
Violent Offenses	3	12	12
Alcohol Offenses	2	0	5
Drug Offenses	0	1	3
<b>Juvenile Status Offenses</b>			
School Truancy	2	0	2
Absent from Home	0	3	1
Beyond Parental Control	12	9	18
Injurious Behavior	8	7	4
Child Abuse	5	1	0
Child Neglect	47	32	25
Child Custody Issues	2	2	10
<b>JUVENILE COURT PLACEMENTS</b>	<b>2020</b>	<b>2019</b>	<b>2018</b>
Total Out-of-Home Placements	39	34	26
<b>Conditions Present at Removal</b> <sup>4</sup>			
Parental Alcohol Use	0	0	2
Parental Drug Use	21	16	12
Parental Alcohol and Drug Use	0	0	0
<b>CRIMINAL JUSTICE</b>	<b>FY 2021</b>	<b>FY 2020</b>	<b>FY 2019</b>
Drug Treatment Court Participants	31	33	38
Probation/Parole Admissions--Drug	57	53	78
Probation/Parole Admissions--DWI	0	2	3
Prison Admissions--Drug	36	33	36
Prison Admissions--DWI	1	0	0
<b>EMPLOYMENT</b>	<b>2020</b>	<b>2019</b>	<b>2018</b>
Labor Force	6,351	6,269	6,199
Employed	6,045	6,044	5,994
Unemployed	306	225	205
Unemployment Rate	4.8%	3.6%	3.3%

1	Multi-county Kansas City hepatitis and TB case reports are included in Jackson County totals and all Joplin case reports are included in Jasper County totals.
2	Hospital counts for alcohol, drug, and mental disorders are based on diagnosis codes determined by the national Healthcare Cost and Utilization Program. Individuals are counted only once in each applicable diagnosis group regardless of number of times receiving hospital services in the calendar year.
3	In 2019 the National Incident Based Reporting System replaced the Uniform Crime Reporting system for Missouri crime and arrest reports. 2019 crime data might not be fully comparable to crime data in prior years.
4	DSS Children's Division reports do not capture reasons for removal but document conditions present. There are often multiple conditions and factors considered when a child is placed out of the home. Only the substance use conditions are included in this profile.

# DOUGLAS COUNTY



<b>PLANNING AREA</b>	Southeast
<b>SERVICE AREAS</b>	
Substance Use	18
Mental Health	18
<b>POPULATION</b>	
Census 2010	13,684
April 2020 Estimate	13,344

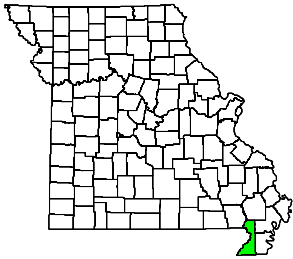
<b>BIRTHS AND DEATHS</b>	<b>2020</b>	<b>2019</b>	<b>2018</b>
Resident Births	131	121	162
Resident Deaths	205	180	206
COVID-19	24		
Suicide	4	1	6
Homicide	1	0	2
Alcohol Induced Deaths	2	1	0
Drug Induced Deaths	1	1	1
Smoking Attributable Deaths	26	30	41
<b>DISEASE INCIDENCE</b> <sup>1</sup>	<b>2020</b>	<b>2019</b>	<b>2018</b>
HIV Newly Diagnosed Cases	0	1	0
Hepatitis B Chronic, Acute, and Prenatal	0	0	0
Hepatitis C Chronic and Acute	9	8	9
Tuberculosis Infection Cases	1	0	0
<b>HOSPITAL</b> <sup>2</sup>	<b>2019</b>	<b>2018</b>	<b>2017</b>
<b>Alcohol Disorder Principal Diagnosis</b>			
Emergency Room, then Discharged	14	8	18
Emergency Room, then Admitted	9	16	10
Admitted without Emergency Room	2	3	3
<b>Alcohol Related (Secondary Diagnosis)</b>			
Emergency Room, then Discharged	12	10	12
Emergency Room, then Admitted	25	19	56
Admitted without Emergency Room	16	2	12
<b>Drug Disorder Principal Diagnosis</b>			
Emergency Room, then Discharged	14	18	13
Emergency Room, then Admitted	3	6	4
Admitted without Emergency Room	3	3	3
<b>Drug Related (Secondary Diagnosis)</b>			
Emergency Room, then Discharged	16	15	17
Emergency Room, then Admitted	44	42	50
Admitted without Emergency Room	28	23	24
<b>Mental Disorder Principal Diagnosis</b>			
Emergency Room, then Discharged	47	48	36
Emergency Room, then Admitted	37	41	46
Admitted without Emergency Room	25	34	24
<b>Mental Related (Secondary Diagnosis)</b>			
Emergency Room, then Discharged	80	101	91
Emergency Room, then Admitted	188	330	309
Admitted without Emergency Room	79	102	100

<b>ALCOHOL SALES OUTLETS</b>	<b>2021</b>	<b>2020</b>	<b>2019</b>
Alcohol On-premise Drink Licenses	5	6	4
Alcohol Package Carry-out Licenses	11	10	11
<b>IMPAIRED DRIVING</b>	<b>2020</b>	<b>2019</b>	<b>2018</b>
<b>Alcohol Involved Crashes</b>	12	9	9
Fatal Crashes	1	2	2
Injury Crashes	5	3	3
Property Damage Crashes	6	4	4
Crash Fatalities	1	2	2
Crash Injuries	6	4	4
<b>Drug Involved Crashes</b>	2	2	1
Fatal Crashes	0	0	0
Injury Crashes	2	0	1
Property Damage Crashes	0	2	0
Crash Fatalities	0	0	0
Crash Injuries	3	0	2
<b>POLICE REPORTS</b> <sup>3</sup>	<b>2020</b>	<b>2019</b>	<b>2018</b>
DUI Arrests, DWI Tracking System	28	22	32
Liquor Law Arrests	0	0	18
Drug Arrests	81	83	150
Violent Offenses	24	25	26
Domestic Violence Reports	30	0	10
Property Offenses	126	97	109
<b>SCHOOL REPORTS</b>	<b>2020-21</b>	<b>2019-20</b>	<b>2018-19</b>
Enrollment Grades K-12	1,438	1,474	1,472
School Discipline Involving Alcohol	0	3	1
School Discipline Involving Drugs	0	7	7
School Discipline Involving Tobacco	0	0	0
Enrollment Grades 9-12	449	429	429
Dropouts	0	0	0
<b>JUVENILE COURT REFERRALS</b>	<b>2020</b>	<b>2019</b>	<b>2018</b>
Violent Offenses	2	2	9
Alcohol Offenses	0	2	2
Drug Offenses	0	2	5
<b>Juvenile Status Offenses</b>			
School Truancy	1	6	1
Absent from Home	0	1	0
Beyond Parental Control	4	3	6
Injurious Behavior	0	0	0
Child Abuse	0	1	0
Child Neglect	30	31	20
Child Custody Issues	0	0	0
<b>JUVENILE COURT PLACEMENTS</b>	<b>2020</b>	<b>2019</b>	<b>2018</b>
Total Out-of-Home Placements	13	25	21
<b>Conditions Present at Removal</b> <sup>4</sup>			
Parental Alcohol Use	0	0	1
Parental Drug Use	5	5	12
Parental Alcohol and Drug Use	0	3	1
<b>CRIMINAL JUSTICE</b>	<b>FY 2021</b>	<b>FY 2020</b>	<b>FY 2019</b>
Drug Treatment Court Participants	30	36	30
Probation/Parole Admissions--Drug	52	64	100
Probation/Parole Admissions--DWI	3	4	3
Prison Admissions--Drug	20	21	31
Prison Admissions--DWI	2	1	2
<b>EMPLOYMENT</b>	<b>2020</b>	<b>2019</b>	<b>2018</b>
Labor Force	5,167	5,107	5,009
Employed	4,768	4,849	4,780
Unemployed	399	258	229
Unemployment Rate	7.7%	5.1%	4.6%

1	Multi-county Kansas City hepatitis and TB case reports are included in Jackson County totals and all Joplin case reports are included in Jasper County totals.
2	Hospital counts for alcohol, drug, and mental disorders are based on diagnosis codes determined by the national Healthcare Cost and Utilization Program. Individuals are counted only once in each applicable diagnosis group regardless of number of times receiving hospital services in the calendar year.
3	In 2019 the National Incident Based Reporting System replaced the Uniform Crime Reporting system for Missouri crime and arrest reports. 2019 crime data might not be fully comparable to crime data in prior years.
4	DSS Children's Division reports do not capture reasons for removal but document conditions present. There are often multiple conditions and factors considered when a child is placed out of the home. Only the substance use conditions are included in this profile.



# DUNKLIN COUNTY



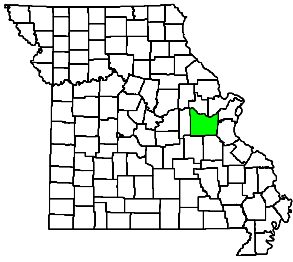
<b>PLANNING AREA</b>	Southeast
<b>SERVICE AREAS</b>	
Substance Use	20
Mental Health	19
<b>POPULATION</b>	
Census 2010	31,953
April 2020 Estimate	28,878

<b>BIRTHS AND DEATHS</b>	<b>2020</b>	<b>2019</b>	<b>2018</b>
Resident Births	377	359	389
Resident Deaths	558	414	473
COVID-19	55		
Suicide	5	6	10
Homicide	5	2	3
Alcohol Induced Deaths	5	5	6
Drug Induced Deaths	6	3	7
Smoking Attributable Deaths	105	86	86
<b>DISEASE INCIDENCE</b> <sup>1</sup>	<b>2020</b>	<b>2019</b>	<b>2018</b>
HIV Newly Diagnosed Cases	1	0	0
Hepatitis B Chronic, Acute, and Prenatal	0	1	0
Hepatitis C Chronic and Acute	24	28	29
Tuberculosis Infection Cases	6	6	0
<b>HOSPITAL</b> <sup>2</sup>	<b>2019</b>	<b>2018</b>	<b>2017</b>
<b>Alcohol Disorder Principal Diagnosis</b>			
Emergency Room, then Discharged	17	28	37
Emergency Room, then Admitted	5	14	12
Admitted without Emergency Room	9	17	14
<b>Alcohol Related (Secondary Diagnosis)</b>			
Emergency Room, then Discharged	38	76	98
Emergency Room, then Admitted	37	34	50
Admitted without Emergency Room	81	89	124
<b>Drug Disorder Principal Diagnosis</b>			
Emergency Room, then Discharged	39	50	59
Emergency Room, then Admitted	18	39	48
Admitted without Emergency Room	28	27	33
<b>Drug Related (Secondary Diagnosis)</b>			
Emergency Room, then Discharged	91	111	148
Emergency Room, then Admitted	68	87	131
Admitted without Emergency Room	155	189	231
<b>Mental Disorder Principal Diagnosis</b>			
Emergency Room, then Discharged	225	365	434
Emergency Room, then Admitted	63	145	156
Admitted without Emergency Room	212	389	232
<b>Mental Related (Secondary Diagnosis)</b>			
Emergency Room, then Discharged	549	1,582	831
Emergency Room, then Admitted	193	529	690
Admitted without Emergency Room	642	1,233	1,228

1	Multi-county Kansas City hepatitis and TB case reports are included in Jackson County totals and all Joplin case reports are included in Jasper County totals.
2	Hospital counts for alcohol, drug, and mental disorders are based on diagnosis codes determined by the national Healthcare Cost and Utilization Program. Individuals are counted only once in each applicable diagnosis group regardless of number of times receiving hospital services in the calendar year.
3	In 2019 the National Incident Based Reporting System replaced the Uniform Crime Reporting system for Missouri crime and arrest reports. 2019 crime data might not be fully comparable to crime data in prior years.
4	DSS Children's Division reports do not capture reasons for removal but document conditions present. There are often multiple conditions and factors considered when a child is placed out of the home. Only the substance use conditions are included in this profile.

<b>ALCOHOL SALES OUTLETS</b>	<b>2021</b>	<b>2020</b>	<b>2019</b>
Alcohol On-premise Drink Licenses	28	25	25
Alcohol Package Carry-out Licenses	46	47	45
<b>IMPAIRED DRIVING</b>	<b>2020</b>	<b>2019</b>	<b>2018</b>
<b>Alcohol Involved Crashes</b>	12	11	18
Fatal Crashes	1	1	0
Injury Crashes	6	4	9
Property Damage Crashes	5	6	9
Crash Fatalities	1	1	0
Crash Injuries	6	5	12
<b>Drug Involved Crashes</b>	4	6	7
Fatal Crashes	0	0	0
Injury Crashes	1	2	2
Property Damage Crashes	3	4	5
Crash Fatalities	0	0	0
Crash Injuries	1	4	2
<b>POLICE REPORTS</b> <sup>3</sup>	<b>2020</b>	<b>2019</b>	<b>2018</b>
DUI Arrests, DWI Tracking System	69	112	123
Liquor Law Arrests	1	9	10
Drug Arrests	164	248	264
Violent Offenses	166	109	119
Domestic Violence Reports	252	401	358
Property Offenses	709	856	896
<b>SCHOOL REPORTS</b>	<b>2020-21</b>	<b>2019-20</b>	<b>2018-19</b>
Enrollment Grades K-12	4,946	5,015	5,080
School Discipline Involving Alcohol	0	2	0
School Discipline Involving Drugs	0	2	2
School Discipline Involving Tobacco	0	0	0
Enrollment Grades 9-12	1,417	1,425	1,410
Dropouts	0	7	17
<b>JUVENILE COURT REFERRALS</b>	<b>2020</b>	<b>2019</b>	<b>2018</b>
Violent Offenses	18	23	9
Alcohol Offenses	0	0	2
Drug Offenses	1	1	0
<b>Juvenile Status Offenses</b>			
School Truancy	16	59	62
Absent from Home	0	4	2
Beyond Parental Control	27	17	33
Injurious Behavior	8	17	14
Child Abuse	6	7	8
Child Neglect	196	285	279
Child Custody Issues	1	0	1
<b>JUVENILE COURT PLACEMENTS</b>	<b>2020</b>	<b>2019</b>	<b>2018</b>
Total Out-of-Home Placements	94	102	92
<b>Conditions Present at Removal</b> <sup>4</sup>			
Parental Alcohol Use	0	0	1
Parental Drug Use	67	63	69
Parental Alcohol and Drug Use	0	0	1
<b>CRIMINAL JUSTICE</b>	<b>FY 2021</b>	<b>FY 2020</b>	<b>FY 2019</b>
Drug Treatment Court Participants	78	107	155
Probation/Parole Admissions--Drug	156	212	280
Probation/Parole Admissions--DWI	10	15	9
Prison Admissions--Drug	55	95	98
Prison Admissions--DWI	3	7	2
<b>EMPLOYMENT</b>	<b>2020</b>	<b>2019</b>	<b>2018</b>
Labor Force	11,562	11,598	12,102
Employed	10,718	10,956	11,436
Unemployed	844	642	666
Unemployment Rate	7.3%	5.5%	5.5%

# FRANKLIN COUNTY



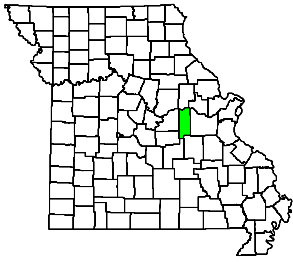
<b>PLANNING AREA</b>	Eastern
<b>SERVICE AREAS</b>	
Substance Use	16
Mental Health	16
<b>POPULATION</b>	
Census 2010	101,492
April 2020 Estimate	104,469

<b>BIRTHS AND DEATHS</b>	<b>2020</b>	<b>2019</b>	<b>2018</b>
Resident Births	1,100	1,222	1,176
Resident Deaths	1,279	1,147	1,072
COVID-19	133		
Suicide	26	20	25
Homicide	3	2	6
Alcohol Induced Deaths	14	8	8
Drug Induced Deaths	57	48	43
Smoking Attributable Deaths	185	184	181
<b>DISEASE INCIDENCE</b> <sup>1</sup>	<b>2020</b>	<b>2019</b>	<b>2018</b>
HIV Newly Diagnosed Cases	2	2	3
Hepatitis B Chronic, Acute, and Prenatal	1	5	5
Hepatitis C Chronic and Acute	70	56	62
Tuberculosis Infection Cases	22	15	7
<b>HOSPITAL</b> <sup>2</sup>	<b>2019</b>	<b>2018</b>	<b>2017</b>
<b>Alcohol Disorder Principal Diagnosis</b>			
Emergency Room, then Discharged	198	222	243
Emergency Room, then Admitted	36	64	60
Admitted without Emergency Room	39	61	50
<b>Alcohol Related (Secondary Diagnosis)</b>			
Emergency Room, then Discharged	214	207	239
Emergency Room, then Admitted	365	409	475
Admitted without Emergency Room	209	231	217
<b>Drug Disorder Principal Diagnosis</b>			
Emergency Room, then Discharged	312	317	353
Emergency Room, then Admitted	39	41	51
Admitted without Emergency Room	82	93	117
<b>Drug Related (Secondary Diagnosis)</b>			
Emergency Room, then Discharged	437	332	404
Emergency Room, then Admitted	500	625	631
Admitted without Emergency Room	405	407	441
<b>Mental Disorder Principal Diagnosis</b>			
Emergency Room, then Discharged	886	957	813
Emergency Room, then Admitted	450	779	563
Admitted without Emergency Room	386	537	337
<b>Mental Related (Secondary Diagnosis)</b>			
Emergency Room, then Discharged	1,590	7,511	7,030
Emergency Room, then Admitted	1,703	2,691	2,250
Admitted without Emergency Room	1,141	2,020	1,667

1	Multi-county Kansas City hepatitis and TB case reports are included in Jackson County totals and all Joplin case reports are included in Jasper County totals.
2	Hospital counts for alcohol, drug, and mental disorders are based on diagnosis codes determined by the national Healthcare Cost and Utilization Program. Individuals are counted only once in each applicable diagnosis group regardless of number of times receiving hospital services in the calendar year.
3	In 2019 the National Incident Based Reporting System replaced the Uniform Crime Reporting system for Missouri crime and arrest reports. 2019 crime data might not be fully comparable to crime data in prior years.
4	DSS Children's Division reports do not capture reasons for removal but document conditions present. There are often multiple conditions and factors considered when a child is placed out of the home. Only the substance use conditions are included in this profile.

<b>ALCOHOL SALES OUTLETS</b>	<b>2021</b>	<b>2020</b>	<b>2019</b>
Alcohol On-premise Drink Licenses	144	146	136
Alcohol Package Carry-out Licenses	107	102	98
<b>IMPAIRED DRIVING</b>	<b>2020</b>	<b>2019</b>	<b>2018</b>
<b>Alcohol Involved Crashes</b>	121	95	116
Fatal Crashes	3	7	4
Injury Crashes	35	31	39
Property Damage Crashes	83	57	73
Crash Fatalities	3	7	4
Crash Injuries	52	39	56
<b>Drug Involved Crashes</b>	36	30	34
Fatal Crashes	3	5	4
Injury Crashes	14	6	11
Property Damage Crashes	19	19	19
Crash Fatalities	3	5	6
Crash Injuries	17	12	24
<b>POLICE REPORTS</b> <sup>3</sup>	<b>2020</b>	<b>2019</b>	<b>2018</b>
DUI Arrests, DWI Tracking System	398	385	561
Liquor Law Arrests	17	22	30
Drug Arrests	244	348	456
Violent Offenses	199	162	217
Domestic Violence Reports	907	971	611
Property Offenses	1,853	1,617	1,951
<b>SCHOOL REPORTS</b>	<b>2020-21</b>	<b>2019-20</b>	<b>2018-19</b>
Enrollment Grades K-12	14,982	15,316	15,394
School Discipline Involving Alcohol	6	10	14
School Discipline Involving Drugs	26	54	70
School Discipline Involving Tobacco	0	1	2
Enrollment Grades 9-12	4,814	4,825	4,734
Dropouts	104	55	66
<b>JUVENILE COURT REFERRALS</b>	<b>2020</b>	<b>2019</b>	<b>2018</b>
Violent Offenses	55	91	63
Alcohol Offenses	10	20	20
Drug Offenses	14	62	33
<b>Juvenile Status Offenses</b>			
School Truancy	58	113	128
Absent from Home	34	49	48
Beyond Parental Control	1	12	14
Injurious Behavior	51	81	62
Child Abuse	0	2	6
Child Neglect	117	125	178
Child Custody Issues	0	0	0
<b>JUVENILE COURT PLACEMENTS</b>	<b>2020</b>	<b>2019</b>	<b>2018</b>
Total Out-of-Home Placements	123	128	120
<b>Conditions Present at Removal</b> <sup>4</sup>			
Parental Alcohol Use	5	3	6
Parental Drug Use	85	93	97
Parental Alcohol and Drug Use	10	5	6
<b>CRIMINAL JUSTICE</b>	<b>FY 2021</b>	<b>FY 2020</b>	<b>FY 2019</b>
Drug Treatment Court Participants	82	59	53
Probation/Parole Admissions--Drug	173	170	230
Probation/Parole Admissions--DWI	30	33	30
Prison Admissions--Drug	48	47	99
Prison Admissions--DWI	9	7	16
<b>EMPLOYMENT</b>	<b>2020</b>	<b>2019</b>	<b>2018</b>
Labor Force	52,661	53,226	52,287
Employed	49,396	51,511	50,683
Unemployed	3,265	1,715	1,604
Unemployment Rate	6.2%	3.2%	3.1%

# GASCONADE COUNTY



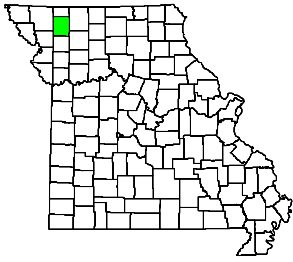
<b>PLANNING AREA</b>	Southeast
<b>SERVICE AREAS</b>	
Substance Use	17
Mental Health	17A
<b>POPULATION</b>	
Census 2010	15,222
April 2020 Estimate	14,566

<b>BIRTHS AND DEATHS</b>	<b>2020</b>	<b>2019</b>	<b>2018</b>
Resident Births	137	157	153
Resident Deaths	271	226	212
COVID-19	37		
Suicide	3	4	3
Homicide	1	1	1
Alcohol Induced Deaths	2	2	1
Drug Induced Deaths	10	5	5
Smoking Attributable Deaths	37	39	33
<b>DISEASE INCIDENCE</b> <sup>1</sup>	<b>2020</b>	<b>2019</b>	<b>2018</b>
HIV Newly Diagnosed Cases	0	0	0
Hepatitis B Chronic, Acute, and Prenatal	0	0	3
Hepatitis C Chronic and Acute	10	8	11
Tuberculosis Infection Cases	2	0	3
<b>HOSPITAL</b> <sup>2</sup>	<b>2019</b>	<b>2018</b>	<b>2017</b>
<b>Alcohol Disorder Principal Diagnosis</b>			
Emergency Room, then Discharged	33	29	27
Emergency Room, then Admitted	8	5	7
Admitted without Emergency Room	10	11	11
<b>Alcohol Related (Secondary Diagnosis)</b>			
Emergency Room, then Discharged	34	26	32
Emergency Room, then Admitted	45	53	60
Admitted without Emergency Room	26	34	40
<b>Drug Disorder Principal Diagnosis</b>			
Emergency Room, then Discharged	40	30	23
Emergency Room, then Admitted	6	12	5
Admitted without Emergency Room	7	4	12
<b>Drug Related (Secondary Diagnosis)</b>			
Emergency Room, then Discharged	45	40	43
Emergency Room, then Admitted	57	69	66
Admitted without Emergency Room	53	48	52
<b>Mental Disorder Principal Diagnosis</b>			
Emergency Room, then Discharged	109	129	104
Emergency Room, then Admitted	68	86	74
Admitted without Emergency Room	65	85	58
<b>Mental Related (Secondary Diagnosis)</b>			
Emergency Room, then Discharged	190	634	557
Emergency Room, then Admitted	220	351	309
Admitted without Emergency Room	181	259	220

<b>ALCOHOL SALES OUTLETS</b>	<b>2021</b>	<b>2020</b>	<b>2019</b>
Alcohol On-premise Drink Licenses	60	57	62
Alcohol Package Carry-out Licenses	20	18	17
<b>IMPAIRED DRIVING</b>	<b>2020</b>	<b>2019</b>	<b>2018</b>
<b>Alcohol Involved Crashes</b>	11	16	18
Fatal Crashes	0	0	0
Injury Crashes	5	7	5
Property Damage Crashes	6	9	13
Crash Fatalities	0	0	0
Crash Injuries	5	8	6
<b>Drug Involved Crashes</b>	2	0	4
Fatal Crashes	2	0	0
Injury Crashes	0	0	3
Property Damage Crashes	0	0	1
Crash Fatalities	2	0	0
Crash Injuries	1	0	5
<b>POLICE REPORTS</b> <sup>3</sup>	<b>2020</b>	<b>2019</b>	<b>2018</b>
DUI Arrests, DWI Tracking System	46	60	60
Liquor Law Arrests	21	12	12
Drug Arrests	52	52	84
Violent Offenses	44	58	68
Domestic Violence Reports	34	71	50
Property Offenses	268	340	248
<b>SCHOOL REPORTS</b>	<b>2020-21</b>	<b>2019-20</b>	<b>2018-19</b>
Enrollment Grades K-12	2,625	2,684	2,675
School Discipline Involving Alcohol	0	1	9
School Discipline Involving Drugs	0	6	4
School Discipline Involving Tobacco	0	0	0
Enrollment Grades 9-12	932	901	896
Dropouts	15	11	9
<b>JUVENILE COURT REFERRALS</b>	<b>2020</b>	<b>2019</b>	<b>2018</b>
Violent Offenses	6	4	3
Alcohol Offenses	0	1	3
Drug Offenses	2	3	2
<b>Juvenile Status Offenses</b>			
School Truancy	2	3	3
Absent from Home	0	3	1
Beyond Parental Control	2	0	3
Injurious Behavior	11	10	9
Child Abuse	0	0	0
Child Neglect	14	16	21
Child Custody Issues	0	0	0
<b>JUVENILE COURT PLACEMENTS</b>	<b>2020</b>	<b>2019</b>	<b>2018</b>
Total Out-of-Home Placements	13	16	11
<b>Conditions Present at Removal</b> <sup>4</sup>			
Parental Alcohol Use	0	0	0
Parental Drug Use	5	5	4
Parental Alcohol and Drug Use	0	0	0
<b>CRIMINAL JUSTICE</b>	<b>FY 2021</b>	<b>FY 2020</b>	<b>FY 2019</b>
Drug Treatment Court Participants	0	0	0
Probation/Parole Admissions--Drug	23	27	30
Probation/Parole Admissions--DWI	4	6	2
Prison Admissions--Drug	2	7	11
Prison Admissions--DWI	0	1	1
<b>EMPLOYMENT</b>	<b>2020</b>	<b>2019</b>	<b>2018</b>
Labor Force	7,606	7,732	7,752
Employed	7,168	7,470	7,527
Unemployed	438	262	225
Unemployment Rate	5.8%	3.4%	2.9%

1	Multi-county Kansas City hepatitis and TB case reports are included in Jackson County totals and all Joplin case reports are included in Jasper County totals.
2	Hospital counts for alcohol, drug, and mental disorders are based on diagnosis codes determined by the national Healthcare Cost and Utilization Program. Individuals are counted only once in each applicable diagnosis group regardless of number of times receiving hospital services in the calendar year.
3	In 2019 the National Incident Based Reporting System replaced the Uniform Crime Reporting system for Missouri crime and arrest reports. 2019 crime data might not be fully comparable to crime data in prior years.
4	DSS Children's Division reports do not capture reasons for removal but document conditions present. There are often multiple conditions and factors considered when a child is placed out of the home. Only the substance use conditions are included in this profile.

# GENTRY COUNTY



<b>PLANNING AREA</b>	Northwest
<b>SERVICE AREAS</b>	
Substance Use	1
Mental Health	1
<b>POPULATION</b>	
Census 2010	6,738
April 2020 Estimate	6,484

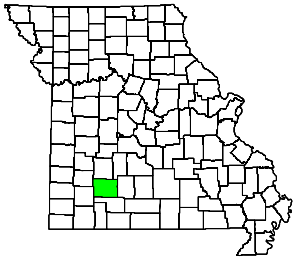
<b>BIRTHS AND DEATHS</b>	2020	2019	2018
Resident Births	69	96	87
Resident Deaths	108	87	96
COVID-19	13		
Suicide	3	1	1
Homicide	0	0	0
Alcohol Induced Deaths	0	0	0
Drug Induced Deaths	1	1	0
Smoking Attributable Deaths	12	13	13
<b>DISEASE INCIDENCE</b> <sup>1</sup>	2020	2019	2018
HIV Newly Diagnosed Cases	1	0	0
Hepatitis B Chronic, Acute, and Prenatal	0	0	0
Hepatitis C Chronic and Acute	0	0	6
Tuberculosis Infection Cases	0	0	0
<b>HOSPITAL</b> <sup>2</sup>	2019	2018	2017
<b>Alcohol Disorder Principal Diagnosis</b>			
Emergency Room, then Discharged	7	8	10
Emergency Room, then Admitted	3	1	2
Admitted without Emergency Room	1	1	1
<b>Alcohol Related (Secondary Diagnosis)</b>			
Emergency Room, then Discharged	9	13	20
Emergency Room, then Admitted	17	19	19
Admitted without Emergency Room	10	11	9
<b>Drug Disorder Principal Diagnosis</b>			
Emergency Room, then Discharged	4	11	3
Emergency Room, then Admitted	0	3	1
Admitted without Emergency Room	0	0	1
<b>Drug Related (Secondary Diagnosis)</b>			
Emergency Room, then Discharged	20	25	17
Emergency Room, then Admitted	16	17	22
Admitted without Emergency Room	11	15	13
<b>Mental Disorder Principal Diagnosis</b>			
Emergency Room, then Discharged	39	48	37
Emergency Room, then Admitted	21	38	28
Admitted without Emergency Room	22	44	16
<b>Mental Related (Secondary Diagnosis)</b>			
Emergency Room, then Discharged	160	253	217
Emergency Room, then Admitted	78	143	117
Admitted without Emergency Room	93	131	105

1	Multi-county Kansas City hepatitis and TB case reports are included in Jackson County totals and all Joplin case reports are included in Jasper County totals.
2	Hospital counts for alcohol, drug, and mental disorders are based on diagnosis codes determined by the national Healthcare Cost and Utilization Program. Individuals are counted only once in each applicable diagnosis group regardless of number of times receiving hospital services in the calendar year.
3	In 2019 the National Incident Based Reporting System replaced the Uniform Crime Reporting system for Missouri crime and arrest reports. 2019 crime data might not be fully comparable to crime data in prior years.
4	DSS Children's Division reports do not capture reasons for removal but document conditions present. There are often multiple conditions and factors considered when a child is placed out of the home. Only the substance use conditions are included in this profile.

<b>ALCOHOL SALES OUTLETS</b>	2021	2020	2019
Alcohol On-premise Drink Licenses	7	6	7
Alcohol Package Carry-out Licenses	11	9	9
<b>IMPAIRED DRIVING</b>	2020	2019	2018
<b>Alcohol Involved Crashes</b>	4	4	4
Fatal Crashes	0	1	0
Injury Crashes	2	1	3
Property Damage Crashes	2	2	1
Crash Fatalities	0	1	0
Crash Injuries	3	4	3
<b>Drug Involved Crashes</b>	1	0	1
Fatal Crashes	0	0	0
Injury Crashes	1	0	1
Property Damage Crashes	0	0	0
Crash Fatalities	0	0	0
Crash Injuries	1	0	1
<b>POLICE REPORTS</b> <sup>3</sup>	2020	2019	2018
DUI Arrests, DWI Tracking System	23	23	21
Liquor Law Arrests	0	0	0
Drug Arrests	11	0	12
Violent Offenses	2	1	1
Domestic Violence Reports	4	2	0
Property Offenses	26	30	27
<b>SCHOOL REPORTS</b>	2020-21	2019-20	2018-19
Enrollment Grades K-12	1,069	1,034	1,039
School Discipline Involving Alcohol	0	0	0
School Discipline Involving Drugs	0	0	0
School Discipline Involving Tobacco	0	0	0
Enrollment Grades 9-12	308	291	292
Dropouts	0	0	0
<b>JUVENILE COURT REFERRALS</b>	2020	2019	2018
Violent Offenses	1	3	6
Alcohol Offenses	1	2	0
Drug Offenses	0	0	1
<b>Juvenile Status Offenses</b>			
School Truancy	4	2	1
Absent from Home	0	0	0
Beyond Parental Control	3	10	7
Injurious Behavior	2	5	2
Child Abuse	0	0	5
Child Neglect	44	44	28
Child Custody Issues	0	0	0
<b>JUVENILE COURT PLACEMENTS</b>	2020	2019	2018
Total Out-of-Home Placements	12	12	13
<b>Conditions Present at Removal</b> <sup>4</sup>	2020	2019	2018
Parental Alcohol Use	0	0	0
Parental Drug Use	5	10	6
Parental Alcohol and Drug Use	0	0	0
<b>CRIMINAL JUSTICE</b>	FY 2021	FY 2020	FY 2019
Drug Treatment Court Participants	0	1	2
Probation/Parole Admissions--Drug	6	7	12
Probation/Parole Admissions--DWI	2	1	1
Prison Admissions--Drug	4	1	3
Prison Admissions--DWI	0	1	2
<b>EMPLOYMENT</b>	2020	2019	2018
Labor Force	3,405	3,529	3,584
Employed	3,289	3,433	3,497
Unemployed	116	96	87
Unemployment Rate	3.4%	2.7%	2.4%



# GREENE COUNTY



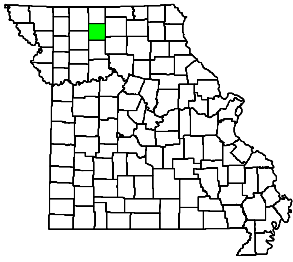
<b>PLANNING AREA</b>	Southwest
<b>SERVICE AREAS</b>	
Substance Use	10
Mental Health	10
<b>POPULATION</b>	
Census 2010	275,174
April 2020 Estimate	294,997

<b>BIRTHS AND DEATHS</b>	2020	2019	2018
Resident Births	3,243	3,418	3,309
Resident Deaths	3,417	2,999	2,954
COVID-19	359		
Suicide	66	65	68
Homicide	31	11	22
Alcohol Induced Deaths	54	47	58
Drug Induced Deaths	93	82	78
Smoking Attributable Deaths	469	436	437
<b>DISEASE INCIDENCE</b> <sup>1</sup>	2020	2019	2018
HIV Newly Diagnosed Cases	13	18	20
Hepatitis B Chronic, Acute, and Prenatal	27	33	33
Hepatitis C Chronic and Acute	274	307	331
Tuberculosis Infection Cases	97	150	92
<b>HOSPITAL</b> <sup>2</sup>	2019	2018	2017
<b>Alcohol Disorder Principal Diagnosis</b>			
Emergency Room, then Discharged	956	1,496	1,368
Emergency Room, then Admitted	392	982	913
Admitted without Emergency Room	61	57	70
<b>Alcohol Related (Secondary Diagnosis)</b>			
Emergency Room, then Discharged	543	545	852
Emergency Room, then Admitted	1,078	1,431	2,031
Admitted without Emergency Room	286	327	436
<b>Drug Disorder Principal Diagnosis</b>			
Emergency Room, then Discharged	1,222	1,325	1,479
Emergency Room, then Admitted	181	351	348
Admitted without Emergency Room	120	105	131
<b>Drug Related (Secondary Diagnosis)</b>			
Emergency Room, then Discharged	1,126	1,003	1,327
Emergency Room, then Admitted	1,965	2,709	2,757
Admitted without Emergency Room	764	814	973
<b>Mental Disorder Principal Diagnosis</b>			
Emergency Room, then Discharged	2,498	2,985	2,423
Emergency Room, then Admitted	1,656	2,716	1,870
Admitted without Emergency Room	726	1,365	851
<b>Mental Related (Secondary Diagnosis)</b>			
Emergency Room, then Discharged	3,674	4,057	5,434
Emergency Room, then Admitted	5,195	10,260	9,504
Admitted without Emergency Room	2,274	3,248	3,571

1	Multi-county Kansas City hepatitis and TB case reports are included in Jackson County totals and all Joplin case reports are included in Jasper County totals.
2	Hospital counts for alcohol, drug, and mental disorders are based on diagnosis codes determined by the national Healthcare Cost and Utilization Program. Individuals are counted only once in each applicable diagnosis group regardless of number of times receiving hospital services in the calendar year.
3	In 2019 the National Incident Based Reporting System replaced the Uniform Crime Reporting system for Missouri crime and arrest reports. 2019 crime data might not be fully comparable to crime data in prior years.
4	DSS Children's Division reports do not capture reasons for removal but document conditions present. There are often multiple conditions and factors considered when a child is placed out of the home. Only the substance use conditions are included in this profile.

<b>ALCOHOL SALES OUTLETS</b>	2021	2020	2019
Alcohol On-premise Drink Licenses	400	391	390
Alcohol Package Carry-out Licenses	229	217	215
<b>IMPAIRED DRIVING</b>	2020	2019	2018
<b>Alcohol Involved Crashes</b>	296	305	262
Fatal Crashes	8	4	2
Injury Crashes	114	95	94
Property Damage Crashes	174	206	166
Crash Fatalities	9	6	2
Crash Injuries	159	138	133
<b>Drug Involved Crashes</b>	120	104	95
Fatal Crashes	1	2	1
Injury Crashes	54	34	33
Property Damage Crashes	65	68	61
Crash Fatalities	1	2	1
Crash Injuries	85	50	52
<b>POLICE REPORTS</b> <sup>3</sup>	2020	2019	2018
DUI Arrests, DWI Tracking System	1,082	1,255	1,560
Liquor Law Arrests	162	199	288
Drug Arrests	1,023	1,735	1,896
Violent Offenses	2,798	2,707	2,362
Domestic Violence Reports	2,507	3,559	3,529
Property Offenses	13,850	15,010	13,481
<b>SCHOOL REPORTS</b>	2020-21	2019-20	2018-19
Enrollment Grades K-12	37,934	39,679	39,705
School Discipline Involving Alcohol	6	31	67
School Discipline Involving Drugs	50	107	183
School Discipline Involving Tobacco	0	0	7
Enrollment Grades 9-12	11,986	11,998	11,810
Dropouts	115	123	224
<b>JUVENILE COURT REFERRALS</b>	2020	2019	2018
Violent Offenses	109	225	234
Alcohol Offenses	4	2	9
Drug Offenses	16	43	55
<b>Juvenile Status Offenses</b>			
School Truancy	0	5	3
Absent from Home	5	9	13
Beyond Parental Control	7	9	6
Injurious Behavior	10	15	12
Child Abuse	62	72	42
Child Neglect	312	259	191
Child Custody Issues	65	38	75
<b>JUVENILE COURT PLACEMENTS</b>	2020	2019	2018
Total Out-of-Home Placements	414	353	335
<b>Conditions Present at Removal</b> <sup>4</sup>			
Parental Alcohol Use	16	12	8
Parental Drug Use	191	171	161
Parental Alcohol and Drug Use	21	11	4
<b>CRIMINAL JUSTICE</b>	FY 2021	FY 2020	FY 2019
Drug Treatment Court Participants	657	945	1,661
Probation/Parole Admissions--Drug	273	337	402
Probation/Parole Admissions--DWI	82	98	64
Prison Admissions--Drug	102	141	198
Prison Admissions--DWI	20	29	25
<b>EMPLOYMENT</b>	2020	2019	2018
Labor Force	150,766	151,535	148,502
Employed	142,704	147,461	144,715
Unemployed	8,062	4,074	3,787
Unemployment Rate	5.3%	2.7%	2.6%

# GRUNDY COUNTY



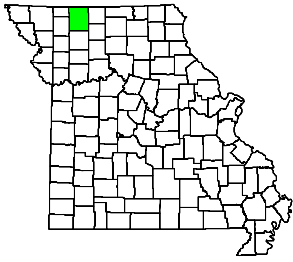
<b>PLANNING AREA</b>	Northwest
<b>SERVICE AREAS</b>	
Substance Use	13
Mental Health	13
<b>POPULATION</b>	
Census 2010	10,261
April 2020 Estimate	9,595

<b>BIRTHS AND DEATHS</b>	2020	2019	2018
Resident Births	106	123	151
Resident Deaths	152	125	127
COVID-19	31		
Suicide	2	3	2
Homicide	0	0	0
Alcohol Induced Deaths	1	2	0
Drug Induced Deaths	2	0	2
Smoking Attributable Deaths	17	19	20
<b>DISEASE INCIDENCE</b> <sup>1</sup>	2020	2019	2018
HIV Newly Diagnosed Cases	0	0	0
Hepatitis B Chronic, Acute, and Prenatal	1	0	0
Hepatitis C Chronic and Acute	5	8	10
Tuberculosis Infection Cases	2	4	3
<b>HOSPITAL</b> <sup>2</sup>	2019	2018	2017
<b>Alcohol Disorder Principal Diagnosis</b>			
Emergency Room, then Discharged	16	19	28
Emergency Room, then Admitted	0	3	1
Admitted without Emergency Room	7	8	8
<b>Alcohol Related (Secondary Diagnosis)</b>			
Emergency Room, then Discharged	40	69	52
Emergency Room, then Admitted	3	3	15
Admitted without Emergency Room	47	56	48
<b>Drug Disorder Principal Diagnosis</b>			
Emergency Room, then Discharged	16	21	9
Emergency Room, then Admitted	1	5	3
Admitted without Emergency Room	5	7	6
<b>Drug Related (Secondary Diagnosis)</b>			
Emergency Room, then Discharged	43	61	55
Emergency Room, then Admitted	11	14	19
Admitted without Emergency Room	39	63	37
<b>Mental Disorder Principal Diagnosis</b>			
Emergency Room, then Discharged	66	84	75
Emergency Room, then Admitted	14	13	9
Admitted without Emergency Room	70	128	45
<b>Mental Related (Secondary Diagnosis)</b>			
Emergency Room, then Discharged	160	344	360
Emergency Room, then Admitted	9	33	74
Admitted without Emergency Room	276	486	283

1	Multi-county Kansas City hepatitis and TB case reports are included in Jackson County totals and all Joplin case reports are included in Jasper County totals.
2	Hospital counts for alcohol, drug, and mental disorders are based on diagnosis codes determined by the national Healthcare Cost and Utilization Program. Individuals are counted only once in each applicable diagnosis group regardless of number of times receiving hospital services in the calendar year.
3	In 2019 the National Incident Based Reporting System replaced the Uniform Crime Reporting system for Missouri crime and arrest reports. 2019 crime data might not be fully comparable to crime data in prior years.
4	DSS Children's Division reports do not capture reasons for removal but document conditions present. There are often multiple conditions and factors considered when a child is placed out of the home. Only the substance use conditions are included in this profile.

<b>ALCOHOL SALES OUTLETS</b>	2021	2020	2019
Alcohol On-premise Drink Licenses	7	7	8
Alcohol Package Carry-out Licenses	12	11	10
<b>IMPAIRED DRIVING</b>	2020	2019	2018
<b>Alcohol Involved Crashes</b>	8	8	0
Fatal Crashes	0	0	0
Injury Crashes	4	4	0
Property Damage Crashes	4	4	0
Crash Fatalities	0	0	0
Crash Injuries	4	6	0
<b>Drug Involved Crashes</b>	3	0	4
Fatal Crashes	0	0	0
Injury Crashes	3	0	0
Property Damage Crashes	0	0	4
Crash Fatalities	0	0	0
Crash Injuries	5	0	0
<b>POLICE REPORTS</b> <sup>3</sup>	2020	2019	2018
DUI Arrests, DWI Tracking System	28	21	23
Liquor Law Arrests	0	12	10
Drug Arrests	9	40	62
Violent Offenses	16	17	18
Domestic Violence Reports	59	173	115
Property Offenses	78	129	112
<b>SCHOOL REPORTS</b>	2020-21	2019-20	2018-19
Enrollment Grades K-12	1,336	1,354	1,355
School Discipline Involving Alcohol	0	0	0
School Discipline Involving Drugs	0	1	1
School Discipline Involving Tobacco	0	0	0
Enrollment Grades 9-12	384	372	393
Dropouts	0	0	5
<b>JUVENILE COURT REFERRALS</b>	2020	2019	2018
Violent Offenses	18	25	7
Alcohol Offenses	2	7	1
Drug Offenses	2	4	11
<b>Juvenile Status Offenses</b>			
School Truancy	40	84	11
Absent from Home	5	3	8
Beyond Parental Control	2	0	3
Injurious Behavior	25	38	26
Child Abuse	8	1	22
Child Neglect	108	103	61
Child Custody Issues	0	0	0
<b>JUVENILE COURT PLACEMENTS</b>	2020	2019	2018
Total Out-of-Home Placements	28	18	26
<b>Conditions Present at Removal</b> <sup>4</sup>			
Parental Alcohol Use	2	4	0
Parental Drug Use	1	4	11
Parental Alcohol and Drug Use	0	0	0
<b>CRIMINAL JUSTICE</b>	FY 2021	FY 2020	FY 2019
Drug Treatment Court Participants	28	29	13
Probation/Parole Admissions--Drug	20	43	58
Probation/Parole Admissions--DWI	4	3	1
Prison Admissions--Drug	13	12	18
Prison Admissions--DWI	0	0	0
<b>EMPLOYMENT</b>	2020	2019	2018
Labor Force	4,333	4,394	4,536
Employed	4,134	4,240	4,372
Unemployed	199	154	164
Unemployment Rate	4.6%	3.5%	3.6%

# HARRISON COUNTY



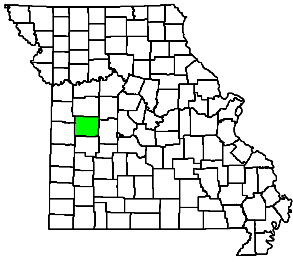
<b>PLANNING AREA</b>	Northwest
<b>SERVICE AREAS</b>	
Substance Use	13
Mental Health	13
<b>POPULATION</b>	
Census 2010	8,957
April 2020 Estimate	8,321

<b>BIRTHS AND DEATHS</b>	2020	2019	2018
Resident Births	96	92	97
Resident Deaths	123	106	109
COVID-19	15		
Suicide	3	3	3
Homicide	0	0	0
Alcohol Induced Deaths	0	0	0
Drug Induced Deaths	0	1	0
Smoking Attributable Deaths	17	19	18
<b>DISEASE INCIDENCE</b> <sup>1</sup>	2020	2019	2018
HIV Newly Diagnosed Cases	1	1	0
Hepatitis B Chronic, Acute, and Prenatal	1	1	0
Hepatitis C Chronic and Acute	0	5	4
Tuberculosis Infection Cases	2	0	0
<b>HOSPITAL</b> <sup>2</sup>	2019	2018	2017
<b>Alcohol Disorder Principal Diagnosis</b>			
Emergency Room, then Discharged	8	8	17
Emergency Room, then Admitted	1	0	0
Admitted without Emergency Room	3	2	3
<b>Alcohol Related (Secondary Diagnosis)</b>			
Emergency Room, then Discharged	11	14	18
Emergency Room, then Admitted	6	3	6
Admitted without Emergency Room	16	16	18
<b>Drug Disorder Principal Diagnosis</b>			
Emergency Room, then Discharged	11	11	4
Emergency Room, then Admitted	2	1	2
Admitted without Emergency Room	3	3	3
<b>Drug Related (Secondary Diagnosis)</b>			
Emergency Room, then Discharged	14	22	23
Emergency Room, then Admitted	12	6	16
Admitted without Emergency Room	30	38	34
<b>Mental Disorder Principal Diagnosis</b>			
Emergency Room, then Discharged	83	108	93
Emergency Room, then Admitted	12	11	16
Admitted without Emergency Room	36	81	31
<b>Mental Related (Secondary Diagnosis)</b>			
Emergency Room, then Discharged	102	118	134
Emergency Room, then Admitted	17	43	66
Admitted without Emergency Room	155	268	255

<b>ALCOHOL SALES OUTLETS</b>	2021	2020	2019
Alcohol On-premise Drink Licenses	5	5	5
Alcohol Package Carry-out Licenses	15	15	15
<b>IMPAIRED DRIVING</b>	2020	2019	2018
<b>Alcohol Involved Crashes</b>	11	7	7
Fatal Crashes	1	0	1
Injury Crashes	3	3	0
Property Damage Crashes	7	4	6
Crash Fatalities	1	0	1
Crash Injuries	3	3	0
<b>Drug Involved Crashes</b>	5	1	3
Fatal Crashes	0	0	1
Injury Crashes	2	0	0
Property Damage Crashes	3	1	2
Crash Fatalities	0	0	1
Crash Injuries	2	0	0
<b>POLICE REPORTS</b> <sup>3</sup>	2020	2019	2018
DUI Arrests, DWI Tracking System	38	29	51
Liquor Law Arrests	0	2	8
Drug Arrests	9	27	83
Violent Offenses	10	4	12
Domestic Violence Reports	9	23	19
Property Offenses	56	84	115
<b>SCHOOL REPORTS</b>	2020-21	2019-20	2018-19
Enrollment Grades K-12	1,322	1,340	1,334
School Discipline Involving Alcohol	0	0	0
School Discipline Involving Drugs	0	0	0
School Discipline Involving Tobacco	0	0	0
Enrollment Grades 9-12	421	394	384
Dropouts	7	5	0
<b>JUVENILE COURT REFERRALS</b>	2020	2019	2018
Violent Offenses	19	7	19
Alcohol Offenses	0	1	0
Drug Offenses	1	3	4
<b>Juvenile Status Offenses</b>			
School Truancy	1	6	4
Absent from Home	2	3	3
Beyond Parental Control	2	1	1
Injurious Behavior	17	33	20
Child Abuse	6	3	2
Child Neglect	59	37	33
Child Custody Issues	2	0	0
<b>JUVENILE COURT PLACEMENTS</b>	2020	2019	2018
Total Out-of-Home Placements	30	12	24
<b>Conditions Present at Removal</b> <sup>4</sup>			
Parental Alcohol Use	3	1	1
Parental Drug Use	10	8	9
Parental Alcohol and Drug Use	0	1	0
<b>CRIMINAL JUSTICE</b>	FY 2021	FY 2020	FY 2019
Drug Treatment Court Participants	6	10	11
Probation/Parole Admissions--Drug	19	18	34
Probation/Parole Admissions--DWI	0	5	6
Prison Admissions--Drug	12	9	13
Prison Admissions--DWI	0	2	1
<b>EMPLOYMENT</b>	2020	2019	2018
Labor Force	3,811	3,822	3,828
Employed	3,639	3,695	3,710
Unemployed	172	127	118
Unemployment Rate	4.5%	3.3%	3.1%

1	Multi-county Kansas City hepatitis and TB case reports are included in Jackson County totals and all Joplin case reports are included in Jasper County totals.
2	Hospital counts for alcohol, drug, and mental disorders are based on diagnosis codes determined by the national Healthcare Cost and Utilization Program. Individuals are counted only once in each applicable diagnosis group regardless of number of times receiving hospital services in the calendar year.
3	In 2019 the National Incident Based Reporting System replaced the Uniform Crime Reporting system for Missouri crime and arrest reports. 2019 crime data might not be fully comparable to crime data in prior years.
4	DSS Children's Division reports do not capture reasons for removal but document conditions present. There are often multiple conditions and factors considered when a child is placed out of the home. Only the substance use conditions are included in this profile.

# HENRY COUNTY



<b>PLANNING AREA</b>	Southwest
<b>SERVICE AREAS</b>	
Substance Use	8
Mental Health	8B
<b>POPULATION</b>	
Census 2010	22,272
April 2020 Estimate	22,076

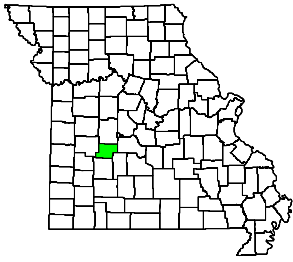
<b>BIRTHS AND DEATHS</b>	<b>2020</b>	<b>2019</b>	<b>2018</b>
Resident Births	255	318	243
Resident Deaths	363	308	301
COVID-19	33		
Suicide	6	5	8
Homicide	0	0	0
Alcohol Induced Deaths	5	2	4
Drug Induced Deaths	6	3	3
Smoking Attributable Deaths	60	54	52
<b>DISEASE INCIDENCE</b> <sup>1</sup>	<b>2020</b>	<b>2019</b>	<b>2018</b>
HIV Newly Diagnosed Cases	0	0	2
Hepatitis B Chronic, Acute, and Prenatal	0	1	3
Hepatitis C Chronic and Acute	8	20	26
Tuberculosis Infection Cases	0	0	1
<b>HOSPITAL</b> <sup>2</sup>	<b>2019</b>	<b>2018</b>	<b>2017</b>
<b>Alcohol Disorder Principal Diagnosis</b>			
Emergency Room, then Discharged	60	64	78
Emergency Room, then Admitted	2	19	11
Admitted without Emergency Room	28	20	14
<b>Alcohol Related (Secondary Diagnosis)</b>			
Emergency Room, then Discharged	86	81	96
Emergency Room, then Admitted	13	45	47
Admitted without Emergency Room	104	75	101
<b>Drug Disorder Principal Diagnosis</b>			
Emergency Room, then Discharged	31	40	29
Emergency Room, then Admitted	1	0	4
Admitted without Emergency Room	9	11	10
<b>Drug Related (Secondary Diagnosis)</b>			
Emergency Room, then Discharged	84	81	109
Emergency Room, then Admitted	20	47	57
Admitted without Emergency Room	149	119	141
<b>Mental Disorder Principal Diagnosis</b>			
Emergency Room, then Discharged	204	177	167
Emergency Room, then Admitted	14	16	9
Admitted without Emergency Room	158	264	149
<b>Mental Related (Secondary Diagnosis)</b>			
Emergency Room, then Discharged	330	384	301
Emergency Room, then Admitted	54	455	387
Admitted without Emergency Room	647	777	837

1	Multi-county Kansas City hepatitis and TB case reports are included in Jackson County totals and all Joplin case reports are included in Jasper County totals.
2	Hospital counts for alcohol, drug, and mental disorders are based on diagnosis codes determined by the national Healthcare Cost and Utilization Program. Individuals are counted only once in each applicable diagnosis group regardless of number of times receiving hospital services in the calendar year.
3	In 2019 the National Incident Based Reporting System replaced the Uniform Crime Reporting system for Missouri crime and arrest reports. 2019 crime data might not be fully comparable to crime data in prior years.
4	DSS Children's Division reports do not capture reasons for removal but document conditions present. There are often multiple conditions and factors considered when a child is placed out of the home. Only the substance use conditions are included in this profile.

<b>ALCOHOL SALES OUTLETS</b>	<b>2021</b>	<b>2020</b>	<b>2019</b>
Alcohol On-premise Drink Licenses	32	30	31
Alcohol Package Carry-out Licenses	34	35	31
<b>IMPAIRED DRIVING</b>	<b>2020</b>	<b>2019</b>	<b>2018</b>
<b>Alcohol Involved Crashes</b>	17	16	8
Fatal Crashes	0	0	0
Injury Crashes	8	6	4
Property Damage Crashes	9	10	4
Crash Fatalities	0	0	0
Crash Injuries	11	7	6
<b>Drug Involved Crashes</b>	8	1	4
Fatal Crashes	0	0	0
Injury Crashes	2	0	0
Property Damage Crashes	6	1	4
Crash Fatalities	0	0	0
Crash Injuries	2	0	0
<b>POLICE REPORTS</b> <sup>3</sup>	<b>2020</b>	<b>2019</b>	<b>2018</b>
DUI Arrests, DWI Tracking System	49	61	66
Liquor Law Arrests	1	3	23
Drug Arrests	13	53	163
Violent Offenses	57	146	112
Domestic Violence Reports	72	148	54
Property Offenses	282	706	704
<b>SCHOOL REPORTS</b>	<b>2020-21</b>	<b>2019-20</b>	<b>2018-19</b>
Enrollment Grades K-12	2,746	2,749	2,743
School Discipline Involving Alcohol	6	1	0
School Discipline Involving Drugs	0	5	3
School Discipline Involving Tobacco	0	0	0
Enrollment Grades 9-12	845	827	806
Dropouts	12	0	25
<b>JUVENILE COURT REFERRALS</b>	<b>2020</b>	<b>2019</b>	<b>2018</b>
Violent Offenses	11	9	7
Alcohol Offenses	0	0	0
Drug Offenses	2	5	5
<b>Juvenile Status Offenses</b>			
School Truancy	16	11	6
Absent from Home	8	10	6
Beyond Parental Control	11	10	9
Injurious Behavior	25	33	43
Child Abuse	13	9	16
Child Neglect	88	102	130
Child Custody Issues	7	10	7
<b>JUVENILE COURT PLACEMENTS</b>	<b>2020</b>	<b>2019</b>	<b>2018</b>
Total Out-of-Home Placements	47	29	38
<b>Conditions Present at Removal</b> <sup>4</sup>			
Parental Alcohol Use	0	0	0
Parental Drug Use	30	19	18
Parental Alcohol and Drug Use	0	1	0
<b>CRIMINAL JUSTICE</b>	<b>FY 2021</b>	<b>FY 2020</b>	<b>FY 2019</b>
Drug Treatment Court Participants	11	9	12
Probation/Parole Admissions--Drug	58	75	88
Probation/Parole Admissions--DWI	6	6	9
Prison Admissions--Drug	34	27	55
Prison Admissions--DWI	1	3	3
<b>EMPLOYMENT</b>	<b>2020</b>	<b>2019</b>	<b>2018</b>
Labor Force	9,673	9,728	9,795
Employed	9,106	9,364	9,446
Unemployed	567	364	349
Unemployment Rate	5.9%	3.7%	3.6%



# HICKORY COUNTY



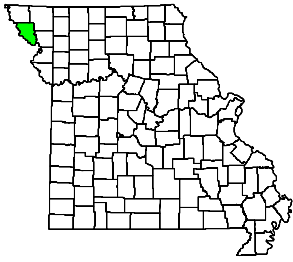
<b>PLANNING AREA</b>	Southwest
<b>SERVICE AREAS</b>	
Substance Use	8
Mental Health	8B
<b>POPULATION</b>	
Census 2010	9,627
April 2020 Estimate	9,586

<b>BIRTHS AND DEATHS</b>	2020	2019	2018
Resident Births	87	73	72
Resident Deaths	161	146	152
COVID-19	27		
Suicide	0	2	2
Homicide	0	1	0
Alcohol Induced Deaths	1	2	2
Drug Induced Deaths	0	3	3
Smoking Attributable Deaths	21	28	33
<b>DISEASE INCIDENCE</b> <sup>1</sup>	2020	2019	2018
HIV Newly Diagnosed Cases	0	0	0
Hepatitis B Chronic, Acute, and Prenatal	0	1	1
Hepatitis C Chronic and Acute	7	5	7
Tuberculosis Infection Cases	0	0	0
<b>HOSPITAL</b> <sup>2</sup>	2019	2018	2017
<b>Alcohol Disorder Principal Diagnosis</b>			
Emergency Room, then Discharged	13	14	13
Emergency Room, then Admitted	2	8	2
Admitted without Emergency Room	2	0	1
<b>Alcohol Related (Secondary Diagnosis)</b>			
Emergency Room, then Discharged	28	16	22
Emergency Room, then Admitted	8	17	29
Admitted without Emergency Room	17	13	13
<b>Drug Disorder Principal Diagnosis</b>			
Emergency Room, then Discharged	7	9	24
Emergency Room, then Admitted	0	2	3
Admitted without Emergency Room	0	4	6
<b>Drug Related (Secondary Diagnosis)</b>			
Emergency Room, then Discharged	35	49	60
Emergency Room, then Admitted	12	20	36
Admitted without Emergency Room	30	27	24
<b>Mental Disorder Principal Diagnosis</b>			
Emergency Room, then Discharged	68	62	42
Emergency Room, then Admitted	10	21	14
Admitted without Emergency Room	20	72	27
<b>Mental Related (Secondary Diagnosis)</b>			
Emergency Room, then Discharged	424	606	565
Emergency Room, then Admitted	23	196	168
Admitted without Emergency Room	115	151	152

<b>ALCOHOL SALES OUTLETS</b>	2021	2020	2019
Alcohol On-premise Drink Licenses	12	13	14
Alcohol Package Carry-out Licenses	14	14	14
<b>IMPAIRED DRIVING</b>	2020	2019	2018
<b>Alcohol Involved Crashes</b>	3	4	2
Fatal Crashes	0	1	0
Injury Crashes	2	2	1
Property Damage Crashes	1	1	1
Crash Fatalities	0	1	0
Crash Injuries	2	4	1
<b>Drug Involved Crashes</b>	0	1	1
Fatal Crashes	0	0	1
Injury Crashes	0	0	0
Property Damage Crashes	0	1	0
Crash Fatalities	0	0	1
Crash Injuries	0	0	0
<b>POLICE REPORTS</b> <sup>3</sup>	2020	2019	2018
DUI Arrests, DWI Tracking System	20	23	25
Liquor Law Arrests	0	0	0
Drug Arrests	28	24	33
Violent Offenses	3	1	3
Domestic Violence Reports	11	9	8
Property Offenses	67	81	98
<b>SCHOOL REPORTS</b>	2020-21	2019-20	2018-19
Enrollment Grades K-12	1,545	1,586	1,562
School Discipline Involving Alcohol	0	1	0
School Discipline Involving Drugs	0	5	9
School Discipline Involving Tobacco	0	0	0
Enrollment Grades 9-12	490	495	470
Dropouts	0	0	0
<b>JUVENILE COURT REFERRALS</b>	2020	2019	2018
Violent Offenses	10	24	13
Alcohol Offenses	0	1	0
Drug Offenses	2	5	1
<b>Juvenile Status Offenses</b>			
School Truancy	0	2	5
Absent from Home	3	3	0
Beyond Parental Control	5	1	1
Injurious Behavior	3	5	2
Child Abuse	4	8	7
Child Neglect	15	23	17
Child Custody Issues	1	1	1
<b>JUVENILE COURT PLACEMENTS</b>	2020	2019	2018
Total Out-of-Home Placements	2	6	11
<b>Conditions Present at Removal</b> <sup>4</sup>			
Parental Alcohol Use	1	0	0
Parental Drug Use	1	2	5
Parental Alcohol and Drug Use	0	0	0
<b>CRIMINAL JUSTICE</b>	FY 2021	FY 2020	FY 2019
Drug Treatment Court Participants	0	0	0
Probation/Parole Admissions--Drug	30	24	34
Probation/Parole Admissions--DWI	0	2	0
Prison Admissions--Drug	7	15	21
Prison Admissions--DWI	0	0	0
<b>EMPLOYMENT</b>	2020	2019	2018
Labor Force	3,879	3,842	3,834
Employed	3,683	3,681	3,676
Unemployed	196	161	158
Unemployment Rate	5.1%	4.2%	4.1%

1	Multi-county Kansas City hepatitis and TB case reports are included in Jackson County totals and all Joplin case reports are included in Jasper County totals.
2	Hospital counts for alcohol, drug, and mental disorders are based on diagnosis codes determined by the national Healthcare Cost and Utilization Program. Individuals are counted only once in each applicable diagnosis group regardless of number of times receiving hospital services in the calendar year.
3	In 2019 the National Incident Based Reporting System replaced the Uniform Crime Reporting system for Missouri crime and arrest reports. 2019 crime data might not be fully comparable to crime data in prior years.
4	DSS Children's Division reports do not capture reasons for removal but document conditions present. There are often multiple conditions and factors considered when a child is placed out of the home. Only the substance use conditions are included in this profile.

# HOLT COUNTY



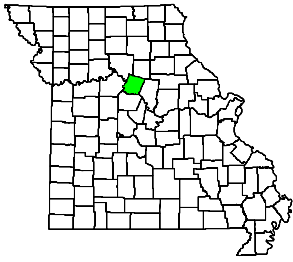
<b>PLANNING AREA</b>	Northwest
<b>SERVICE AREAS</b>	
Substance Use	1
Mental Health	1
<b>POPULATION</b>	
Census 2010	4,912
April 2020 Estimate	4,232

<b>BIRTHS AND DEATHS</b>	2020	2019	2018
Resident Births	35	46	51
Resident Deaths	72	59	54
COVID-19	18		
Suicide	0	1	3
Homicide	0	0	0
Alcohol Induced Deaths	0	0	0
Drug Induced Deaths	1	0	0
Smoking Attributable Deaths	8	7	9
<b>DISEASE INCIDENCE</b> <sup>1</sup>	2020	2019	2018
HIV Newly Diagnosed Cases	0	0	0
Hepatitis B Chronic, Acute, and Prenatal	0	0	1
Hepatitis C Chronic and Acute	0	2	1
Tuberculosis Infection Cases	0	0	1
<b>HOSPITAL</b> <sup>2</sup>	2019	2018	2017
<b>Alcohol Disorder Principal Diagnosis</b>			
Emergency Room, then Discharged	2	5	5
Emergency Room, then Admitted	0	0	0
Admitted without Emergency Room	1	0	0
<b>Alcohol Related (Secondary Diagnosis)</b>			
Emergency Room, then Discharged	9	3	7
Emergency Room, then Admitted	9	13	14
Admitted without Emergency Room	10	5	1
<b>Drug Disorder Principal Diagnosis</b>			
Emergency Room, then Discharged	6	7	4
Emergency Room, then Admitted	1	4	2
Admitted without Emergency Room	0	1	4
<b>Drug Related (Secondary Diagnosis)</b>			
Emergency Room, then Discharged	23	13	17
Emergency Room, then Admitted	16	12	17
Admitted without Emergency Room	7	5	9
<b>Mental Disorder Principal Diagnosis</b>			
Emergency Room, then Discharged	32	26	21
Emergency Room, then Admitted	23	24	19
Admitted without Emergency Room	6	13	7
<b>Mental Related (Secondary Diagnosis)</b>			
Emergency Room, then Discharged	104	149	134
Emergency Room, then Admitted	55	130	86
Admitted without Emergency Room	37	66	45

1	Multi-county Kansas City hepatitis and TB case reports are included in Jackson County totals and all Joplin case reports are included in Jasper County totals.
2	Hospital counts for alcohol, drug, and mental disorders are based on diagnosis codes determined by the national Healthcare Cost and Utilization Program. Individuals are counted only once in each applicable diagnosis group regardless of number of times receiving hospital services in the calendar year.
3	In 2019 the National Incident Based Reporting System replaced the Uniform Crime Reporting system for Missouri crime and arrest reports. 2019 crime data might not be fully comparable to crime data in prior years.
4	DSS Children's Division reports do not capture reasons for removal but document conditions present. There are often multiple conditions and factors considered when a child is placed out of the home. Only the substance use conditions are included in this profile.

<b>ALCOHOL SALES OUTLETS</b>	2021	2020	2019
Alcohol On-premise Drink Licenses	11	9	9
Alcohol Package Carry-out Licenses	10	7	7
<b>IMPAIRED DRIVING</b>	2020	2019	2018
<b>Alcohol Involved Crashes</b>	4	1	3
Fatal Crashes	0	0	0
Injury Crashes	2	0	2
Property Damage Crashes	2	1	1
Crash Fatalities	0	0	0
Crash Injuries	2	0	2
<b>Drug Involved Crashes</b>	1	0	0
Fatal Crashes	0	0	0
Injury Crashes	1	0	0
Property Damage Crashes	0	0	0
Crash Fatalities	0	0	0
Crash Injuries	1	0	0
<b>POLICE REPORTS</b> <sup>3</sup>	2020	2019	2018
DUI Arrests, DWI Tracking System	24	24	34
Liquor Law Arrests	0	0	2
Drug Arrests	0	8	59
Violent Offenses	3	8	8
Domestic Violence Reports	7	12	15
Property Offenses	67	71	77
<b>SCHOOL REPORTS</b>	2020-21	2019-20	2018-19
Enrollment Grades K-12	596	565	615
School Discipline Involving Alcohol	0	0	0
School Discipline Involving Drugs	0	0	0
School Discipline Involving Tobacco	0	0	0
Enrollment Grades 9-12	187	182	186
Dropouts	0	0	0
<b>JUVENILE COURT REFERRALS</b>	2020	2019	2018
Violent Offenses	2	0	0
Alcohol Offenses	0	0	0
Drug Offenses	0	0	0
<b>Juvenile Status Offenses</b>			
School Truancy	4	18	17
Absent from Home	1	0	0
Beyond Parental Control	25	8	14
Injurious Behavior	2	11	10
Child Abuse	1	3	1
Child Neglect	8	28	29
Child Custody Issues	0	0	0
<b>JUVENILE COURT PLACEMENTS</b>	2020	2019	2018
Total Out-of-Home Placements	4	13	4
<b>Conditions Present at Removal</b> <sup>4</sup>	2020	2019	2018
Parental Alcohol Use	0	0	0
Parental Drug Use	4	7	2
Parental Alcohol and Drug Use	0	0	0
<b>CRIMINAL JUSTICE</b>	FY 2021	FY 2020	FY 2019
Drug Treatment Court Participants	2	3	2
Probation/Parole Admissions--Drug	8	12	13
Probation/Parole Admissions--DWI	2	4	5
Prison Admissions--Drug	4	7	5
Prison Admissions--DWI	2	1	1
<b>EMPLOYMENT</b>	2020	2019	2018
Labor Force	2,578	2,588	2,644
Employed	2,491	2,515	2,581
Unemployed	87	73	63
Unemployment Rate	3.4%	2.8%	2.4%

# HOWARD COUNTY



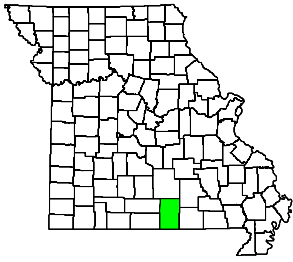
<b>PLANNING AREA</b>	Central
<b>SERVICE AREAS</b>	
Substance Use	12
Mental Health	12
<b>POPULATION</b>	
Census 2010	10,144
April 2020 Estimate	10,001

<b>BIRTHS AND DEATHS</b>	<b>2020</b>	<b>2019</b>	<b>2018</b>
Resident Births	107	114	108
Resident Deaths	109	106	116
COVID-19	5		
Suicide	3	4	6
Homicide	0	0	0
Alcohol Induced Deaths	1	4	0
Drug Induced Deaths	1	1	1
Smoking Attributable Deaths	21	11	18
<b>DISEASE INCIDENCE</b> <sup>1</sup>	<b>2020</b>	<b>2019</b>	<b>2018</b>
HIV Newly Diagnosed Cases	2	0	1
Hepatitis B Chronic, Acute, and Prenatal	1	0	0
Hepatitis C Chronic and Acute	5	3	4
Tuberculosis Infection Cases	1	3	0
<b>HOSPITAL</b> <sup>2</sup>	<b>2019</b>	<b>2018</b>	<b>2017</b>
<b>Alcohol Disorder Principal Diagnosis</b>			
Emergency Room, then Discharged	7	4	8
Emergency Room, then Admitted	8	4	17
Admitted without Emergency Room	4	2	0
<b>Alcohol Related (Secondary Diagnosis)</b>			
Emergency Room, then Discharged	6	13	8
Emergency Room, then Admitted	16	20	32
Admitted without Emergency Room	8	6	6
<b>Drug Disorder Principal Diagnosis</b>			
Emergency Room, then Discharged	11	15	6
Emergency Room, then Admitted	4	4	1
Admitted without Emergency Room	1	2	0
<b>Drug Related (Secondary Diagnosis)</b>			
Emergency Room, then Discharged	18	22	25
Emergency Room, then Admitted	28	25	33
Admitted without Emergency Room	14	15	6
<b>Mental Disorder Principal Diagnosis</b>			
Emergency Room, then Discharged	71	81	58
Emergency Room, then Admitted	29	74	35
Admitted without Emergency Room	21	20	15
<b>Mental Related (Secondary Diagnosis)</b>			
Emergency Room, then Discharged	98	155	110
Emergency Room, then Admitted	112	196	211
Admitted without Emergency Room	82	138	109

<b>ALCOHOL SALES OUTLETS</b>	<b>2021</b>	<b>2020</b>	<b>2019</b>
Alcohol On-premise Drink Licenses	14	11	13
Alcohol Package Carry-out Licenses	12	13	12
<b>IMPAIRED DRIVING</b>	<b>2020</b>	<b>2019</b>	<b>2018</b>
<b>Alcohol Involved Crashes</b>	11	10	9
Fatal Crashes	2	2	0
Injury Crashes	3	6	2
Property Damage Crashes	6	2	7
Crash Fatalities	3	2	0
Crash Injuries	3	9	2
<b>Drug Involved Crashes</b>	6	1	4
Fatal Crashes	2	0	0
Injury Crashes	2	0	2
Property Damage Crashes	2	1	2
Crash Fatalities	3	0	0
Crash Injuries	2	0	2
<b>POLICE REPORTS</b> <sup>3</sup>	<b>2020</b>	<b>2019</b>	<b>2018</b>
DUI Arrests, DWI Tracking System	26	17	28
Liquor Law Arrests	0	9	2
Drug Arrests	15	20	114
Violent Offenses	25	23	10
Domestic Violence Reports	35	37	40
Property Offenses	60	55	74
<b>SCHOOL REPORTS</b>	<b>2020-21</b>	<b>2019-20</b>	<b>2018-19</b>
Enrollment Grades K-12	1,379	1,365	1,350
School Discipline Involving Alcohol	0	0	0
School Discipline Involving Drugs	0	7	0
School Discipline Involving Tobacco	0	0	0
Enrollment Grades 9-12	450	427	407
Dropouts	0	0	0
<b>JUVENILE COURT REFERRALS</b>	<b>2020</b>	<b>2019</b>	<b>2018</b>
Violent Offenses	7	4	11
Alcohol Offenses	0	0	1
Drug Offenses	7	0	5
<b>Juvenile Status Offenses</b>			
School Truancy	6	8	13
Absent from Home	4	6	2
Beyond Parental Control	4	12	10
Injurious Behavior	42	56	63
Child Abuse	27	32	10
Child Neglect	48	24	38
Child Custody Issues	0	0	0
<b>JUVENILE COURT PLACEMENTS</b>	<b>2020</b>	<b>2019</b>	<b>2018</b>
Total Out-of-Home Placements	23	26	13
<b>Conditions Present at Removal</b> <sup>4</sup>			
Parental Alcohol Use	0	0	0
Parental Drug Use	7	8	1
Parental Alcohol and Drug Use	0	0	0
<b>CRIMINAL JUSTICE</b>	<b>FY 2021</b>	<b>FY 2020</b>	<b>FY 2019</b>
Drug Treatment Court Participants	18	0	0
Probation/Parole Admissions--Drug	18	36	53
Probation/Parole Admissions--DWI	3	2	0
Prison Admissions--Drug	16	11	18
Prison Admissions--DWI	0	0	1
<b>EMPLOYMENT</b>	<b>2020</b>	<b>2019</b>	<b>2018</b>
Labor Force	4,822	4,898	4,973
Employed	4,622	4,746	4,832
Unemployed	200	152	141
Unemployment Rate	4.1%	3.1%	2.8%

1	Multi-county Kansas City hepatitis and TB case reports are included in Jackson County totals and all Joplin case reports are included in Jasper County totals.
2	Hospital counts for alcohol, drug, and mental disorders are based on diagnosis codes determined by the national Healthcare Cost and Utilization Program. Individuals are counted only once in each applicable diagnosis group regardless of number of times receiving hospital services in the calendar year.
3	In 2019 the National Incident Based Reporting System replaced the Uniform Crime Reporting system for Missouri crime and arrest reports. 2019 crime data might not be fully comparable to crime data in prior years.
4	DSS Children's Division reports do not capture reasons for removal but document conditions present. There are often multiple conditions and factors considered when a child is placed out of the home. Only the substance use conditions are included in this profile.

# HOWELL COUNTY



<b>PLANNING AREA</b>	Southeast
<b>SERVICE AREAS</b>	
Substance Use	18
Mental Health	18
<b>POPULATION</b>	
Census 2010	40,400
April 2020 Estimate	40,262

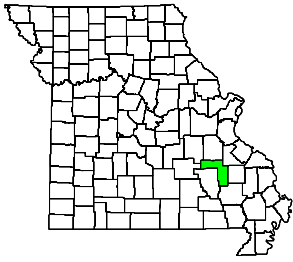
	2020	2019	2018
<b>BIRTHS AND DEATHS</b>			
Resident Births	475	465	523
Resident Deaths	638	546	530
COVID-19	80		
Suicide	9	12	7
Homicide	5	3	3
Alcohol Induced Deaths	11	5	2
Drug Induced Deaths	4	6	5
Smoking Attributable Deaths	101	96	100
<b>DISEASE INCIDENCE</b> <sup>1</sup>	<b>2020</b>	<b>2019</b>	<b>2018</b>
HIV Newly Diagnosed Cases	2	0	2
Hepatitis B Chronic, Acute, and Prenatal	4	14	1
Hepatitis C Chronic and Acute	37	53	42
Tuberculosis Infection Cases	13	15	9
<b>HOSPITAL</b> <sup>2</sup>	<b>2019</b>	<b>2018</b>	<b>2017</b>
<b>Alcohol Disorder Principal Diagnosis</b>			
Emergency Room, then Discharged	100	132	97
Emergency Room, then Admitted	14	22	17
Admitted without Emergency Room	38	95	85
<b>Alcohol Related (Secondary Diagnosis)</b>			
Emergency Room, then Discharged	106	118	154
Emergency Room, then Admitted	34	39	48
Admitted without Emergency Room	243	326	244
<b>Drug Disorder Principal Diagnosis</b>			
Emergency Room, then Discharged	76	68	69
Emergency Room, then Admitted	7	4	4
Admitted without Emergency Room	65	105	73
<b>Drug Related (Secondary Diagnosis)</b>			
Emergency Room, then Discharged	149	174	205
Emergency Room, then Admitted	35	60	44
Admitted without Emergency Room	322	438	392
<b>Mental Disorder Principal Diagnosis</b>			
Emergency Room, then Discharged	335	396	293
Emergency Room, then Admitted	19	50	22
Admitted without Emergency Room	369	638	491
<b>Mental Related (Secondary Diagnosis)</b>			
Emergency Room, then Discharged	535	1,698	716
Emergency Room, then Admitted	130	250	185
Admitted without Emergency Room	933	1,638	1,543

	2021	2020	2019
<b>ALCOHOL SALES OUTLETS</b>			
Alcohol On-premise Drink Licenses	33	32	33
Alcohol Package Carry-out Licenses	51	49	46
<b>IMPAIRED DRIVING</b>	<b>2020</b>	<b>2019</b>	<b>2018</b>
<b>Alcohol Involved Crashes</b>	37	37	42
Fatal Crashes	1	0	3
Injury Crashes	19	18	14
Property Damage Crashes	17	19	25
Crash Fatalities	1	0	3
Crash Injuries	21	21	24
<b>Drug Involved Crashes</b>	9	5	10
Fatal Crashes	0	0	2
Injury Crashes	4	2	5
Property Damage Crashes	5	3	3
Crash Fatalities	0	0	2
Crash Injuries	8	2	7
<b>POLICE REPORTS</b> <sup>3</sup>	<b>2020</b>	<b>2019</b>	<b>2018</b>
DUI Arrests, DWI Tracking System	156	155	175
Liquor Law Arrests	1	9	11
Drug Arrests	169	226	325
Violent Offenses	146	136	133
Domestic Violence Reports	318	269	234
Property Offenses	1,122	1,219	1,051
<b>SCHOOL REPORTS</b>	<b>2020-21</b>	<b>2019-20</b>	<b>2018-19</b>
Enrollment Grades K-12	6,338	6,510	6,504
School Discipline Involving Alcohol	0	3	0
School Discipline Involving Drugs	0	5	8
School Discipline Involving Tobacco	0	0	1
Enrollment Grades 9-12	1,859	1,820	1,822
Dropouts	21	5	0
<b>JUVENILE COURT REFERRALS</b>	<b>2020</b>	<b>2019</b>	<b>2018</b>
Violent Offenses	16	23	17
Alcohol Offenses	3	5	2
Drug Offenses	11	10	4
<b>Juvenile Status Offenses</b>			
School Truancy	14	19	24
Absent from Home	22	21	19
Beyond Parental Control	28	34	33
Injurious Behavior	12	30	26
Child Abuse	14	9	12
Child Neglect	24	39	95
Child Custody Issues	98	95	43
<b>JUVENILE COURT PLACEMENTS</b>	<b>2020</b>	<b>2019</b>	<b>2018</b>
Total Out-of-Home Placements	53	74	68
<b>Conditions Present at Removal</b> <sup>4</sup>			
Parental Alcohol Use	0	1	2
Parental Drug Use	24	34	38
Parental Alcohol and Drug Use	0	5	1
<b>CRIMINAL JUSTICE</b>	<b>FY 2021</b>	<b>FY 2020</b>	<b>FY 2019</b>
Drug Treatment Court Participants	0	27	25
Probation/Parole Admissions--Drug	92	115	129
Probation/Parole Admissions--DWI	8	13	3
Prison Admissions--Drug	19	27	32
Prison Admissions--DWI	2	2	1
<b>EMPLOYMENT</b>	<b>2020</b>	<b>2019</b>	<b>2018</b>
Labor Force	16,201	16,541	16,233
Employed	15,118	15,870	15,653
Unemployed	1,083	671	580
Unemployment Rate	6.7%	4.1%	3.6%

1	Multi-county Kansas City hepatitis and TB case reports are included in Jackson County totals and all Joplin case reports are included in Jasper County totals.
2	Hospital counts for alcohol, drug, and mental disorders are based on diagnosis codes determined by the national Healthcare Cost and Utilization Program. Individuals are counted only once in each applicable diagnosis group regardless of number of times receiving hospital services in the calendar year.
3	In 2019 the National Incident Based Reporting System replaced the Uniform Crime Reporting system for Missouri crime and arrest reports. 2019 crime data might not be fully comparable to crime data in prior years.
4	DSS Children's Division reports do not capture reasons for removal but document conditions present. There are often multiple conditions and factors considered when a child is placed out of the home. Only the substance use conditions are included in this profile.



# IRON COUNTY



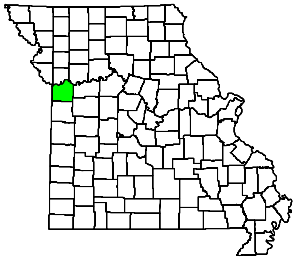
<b>PLANNING AREA</b>	Southeast
<b>SERVICE AREAS</b>	
Substance Use	17
Mental Health	17B
<b>POPULATION</b>	
Census 2010	10,630
April 2020 Estimate	10,098

<b>BIRTHS AND DEATHS</b>	<b>2020</b>	<b>2019</b>	<b>2018</b>
Resident Births	93	107	101
Resident Deaths	185	157	143
COVID-19	12		
Suicide	1	1	2
Homicide	1	0	0
Alcohol Induced Deaths	2	1	0
Drug Induced Deaths	3	3	2
Smoking Attributable Deaths	25	28	31
<b>DISEASE INCIDENCE</b> <sup>1</sup>	<b>2020</b>	<b>2019</b>	<b>2018</b>
HIV Newly Diagnosed Cases	0	0	0
Hepatitis B Chronic, Acute, and Prenatal	0	1	0
Hepatitis C Chronic and Acute	6	11	15
Tuberculosis Infection Cases	3	3	3
<b>HOSPITAL</b> <sup>2</sup>	<b>2019</b>	<b>2018</b>	<b>2017</b>
<b>Alcohol Disorder Principal Diagnosis</b>			
Emergency Room, then Discharged	17	27	35
Emergency Room, then Admitted	0	2	7
Admitted without Emergency Room	2	4	6
<b>Alcohol Related (Secondary Diagnosis)</b>			
Emergency Room, then Discharged	48	49	57
Emergency Room, then Admitted	18	33	32
Admitted without Emergency Room	23	45	43
<b>Drug Disorder Principal Diagnosis</b>			
Emergency Room, then Discharged	23	22	16
Emergency Room, then Admitted	0	1	1
Admitted without Emergency Room	8	7	8
<b>Drug Related (Secondary Diagnosis)</b>			
Emergency Room, then Discharged	95	83	126
Emergency Room, then Admitted	34	32	44
Admitted without Emergency Room	38	64	75
<b>Mental Disorder Principal Diagnosis</b>			
Emergency Room, then Discharged	118	162	134
Emergency Room, then Admitted	25	44	28
Admitted without Emergency Room	48	145	67
<b>Mental Related (Secondary Diagnosis)</b>			
Emergency Room, then Discharged	435	689	558
Emergency Room, then Admitted	109	215	184
Admitted without Emergency Room	191	408	317

<b>ALCOHOL SALES OUTLETS</b>	<b>2021</b>	<b>2020</b>	<b>2019</b>
Alcohol On-premise Drink Licenses	11	10	13
Alcohol Package Carry-out Licenses	13	14	14
<b>IMPAIRED DRIVING</b>	<b>2020</b>	<b>2019</b>	<b>2018</b>
<b>Alcohol Involved Crashes</b>	7	4	8
Fatal Crashes	0	0	0
Injury Crashes	4	2	6
Property Damage Crashes	3	2	2
Crash Fatalities	0	0	0
Crash Injuries	6	2	7
<b>Drug Involved Crashes</b>	2	1	1
Fatal Crashes	0	0	1
Injury Crashes	1	1	0
Property Damage Crashes	1	0	0
Crash Fatalities	0	0	1
Crash Injuries	1	1	3
<b>POLICE REPORTS</b> <sup>3</sup>	<b>2020</b>	<b>2019</b>	<b>2018</b>
DUI Arrests, DWI Tracking System	24	19	29
Liquor Law Arrests	0	0	1
Drug Arrests	10	16	27
Violent Offenses	16	9	14
Domestic Violence Reports	35	64	33
Property Offenses	96	103	98
<b>SCHOOL REPORTS</b>	<b>2020-21</b>	<b>2019-20</b>	<b>2018-19</b>
Enrollment Grades K-12	1,643	1,622	1,719
School Discipline Involving Alcohol	0	0	0
School Discipline Involving Drugs	0	5	3
School Discipline Involving Tobacco	0	0	0
Enrollment Grades 9-12	531	487	522
Dropouts	0	0	0
<b>JUVENILE COURT REFERRALS</b>	<b>2020</b>	<b>2019</b>	<b>2018</b>
Violent Offenses	0	2	2
Alcohol Offenses	0	0	0
Drug Offenses	0	0	0
<b>Juvenile Status Offenses</b>			
School Truancy	37	53	44
Absent from Home	0	0	0
Beyond Parental Control	7	12	37
Injurious Behavior	6	10	13
Child Abuse	0	3	4
Child Neglect	17	8	16
Child Custody Issues	0	0	0
<b>JUVENILE COURT PLACEMENTS</b>	<b>2020</b>	<b>2019</b>	<b>2018</b>
Total Out-of-Home Placements	21	14	31
<b>Conditions Present at Removal</b> <sup>4</sup>			
Parental Alcohol Use	0	0	0
Parental Drug Use	7	5	10
Parental Alcohol and Drug Use	0	0	0
<b>CRIMINAL JUSTICE</b>	<b>FY 2021</b>	<b>FY 2020</b>	<b>FY 2019</b>
Drug Treatment Court Participants	23	27	22
Probation/Parole Admissions--Drug	34	26	32
Probation/Parole Admissions--DWI	0	3	1
Prison Admissions--Drug	15	10	13
Prison Admissions--DWI	0	1	0
<b>EMPLOYMENT</b>	<b>2020</b>	<b>2019</b>	<b>2018</b>
Labor Force	3,500	3,534	3,544
Employed	3,254	3,365	3,353
Unemployed	246	169	191
Unemployment Rate	7.0%	4.8%	5.4%

1	Multi-county Kansas City hepatitis and TB case reports are included in Jackson County totals and all Joplin case reports are included in Jasper County totals.
2	Hospital counts for alcohol, drug, and mental disorders are based on diagnosis codes determined by the national Healthcare Cost and Utilization Program. Individuals are counted only once in each applicable diagnosis group regardless of number of times receiving hospital services in the calendar year.
3	In 2019 the National Incident Based Reporting System replaced the Uniform Crime Reporting system for Missouri crime and arrest reports. 2019 crime data might not be fully comparable to crime data in prior years.
4	DSS Children's Division reports do not capture reasons for removal but document conditions present. There are often multiple conditions and factors considered when a child is placed out of the home. Only the substance use conditions are included in this profile.

# JACKSON COUNTY



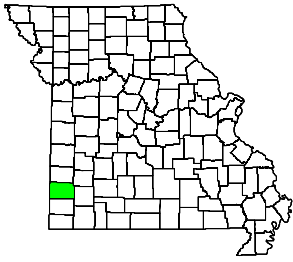
**PLANNING AREA** Northwest  
**SERVICE AREAS**  
 Substance Use 2-5 (JC)  
 Mental Health 2, 3, 4, 5  
**POPULATION**  
 Census 2010 674,158  
 April 2020 Estimate 705,925

<b>BIRTHS AND DEATHS</b>	<b>2020</b>	<b>2019</b>	<b>2018</b>
Resident Births	8,789	8,850	9,075
Resident Deaths	7,537	6,467	6,366
COVID-19	514		
Suicide	137	141	150
Homicide	178	160	152
Alcohol Induced Deaths	149	94	84
Drug Induced Deaths	181	153	145
Smoking Attributable Deaths	967	920	934
<b>DISEASE INCIDENCE</b> <sup>1</sup>	<b>2020</b>	<b>2019</b>	<b>2018</b>
HIV Newly Diagnosed Cases	91	100	107
Hepatitis B Chronic, Acute, and Prenatal	92	123	121
Hepatitis C Chronic and Acute	461	711	746
Tuberculosis Infection Cases	329	516	362
<b>HOSPITAL</b> <sup>2</sup>	<b>2019</b>	<b>2018</b>	<b>2017</b>
<b>Alcohol Disorder Principal Diagnosis</b>			
Emergency Room, then Discharged	2,848	4,210	4,809
Emergency Room, then Admitted	320	560	611
Admitted without Emergency Room	730	1,248	1,090
<b>Alcohol Related (Secondary Diagnosis)</b>			
Emergency Room, then Discharged	2,717	3,070	10,392
Emergency Room, then Admitted	1,322	2,247	2,530
Admitted without Emergency Room	2,959	3,548	4,036
<b>Drug Disorder Principal Diagnosis</b>			
Emergency Room, then Discharged	2,603	2,362	2,328
Emergency Room, then Admitted	106	191	225
Admitted without Emergency Room	579	703	683
<b>Drug Related (Secondary Diagnosis)</b>			
Emergency Room, then Discharged	3,495	3,665	5,522
Emergency Room, then Admitted	2,260	2,880	2,862
Admitted without Emergency Room	5,372	6,128	5,959
<b>Mental Disorder Principal Diagnosis</b>			
Emergency Room, then Discharged	5,396	6,419	5,429
Emergency Room, then Admitted	240	709	595
Admitted without Emergency Room	5,101	7,931	5,071
<b>Mental Related (Secondary Diagnosis)</b>			
Emergency Room, then Discharged	13,896	18,534	12,683
Emergency Room, then Admitted	5,600	13,604	11,465
Admitted without Emergency Room	11,326	17,882	19,107

1	Multi-county Kansas City hepatitis and TB case reports are included in Jackson County totals and all Joplin case reports are included in Jasper County totals.
2	Hospital counts for alcohol, drug, and mental disorders are based on diagnosis codes determined by the national Healthcare Cost and Utilization Program. Individuals are counted only once in each applicable diagnosis group regardless of number of times receiving hospital services in the calendar year.
3	In 2019 the National Incident Based Reporting System replaced the Uniform Crime Reporting system for Missouri crime and arrest reports. 2019 crime data might not be fully comparable to crime data in prior years.
4	DSS Children's Division reports do not capture reasons for removal but document conditions present. There are often multiple conditions and factors considered when a child is placed out of the home. Only the substance use conditions are included in this profile.

<b>ALCOHOL SALES OUTLETS</b>	<b>2021</b>	<b>2020</b>	<b>2019</b>
Alcohol On-premise Drink Licenses	948	914	943
Alcohol Package Carry-out Licenses	504	479	482
<b>IMPAIRED DRIVING</b>	<b>2020</b>	<b>2019</b>	<b>2018</b>
<b>Alcohol Involved Crashes</b>	770	696	605
Fatal Crashes	26	7	3
Injury Crashes	304	288	238
Property Damage Crashes	440	401	364
Crash Fatalities	29	7	3
Crash Injuries	468	444	355
<b>Drug Involved Crashes</b>	223	165	150
Fatal Crashes	12	1	3
Injury Crashes	109	97	56
Property Damage Crashes	102	67	91
Crash Fatalities	14	1	3
Crash Injuries	180	172	82
<b>POLICE REPORTS</b> <sup>3</sup>	<b>2020</b>	<b>2019</b>	<b>2018</b>
DUI Arrests, DWI Tracking System	1,787	2,375	2,736
Liquor Law Arrests	116	222	293
Drug Arrests	1,892	2,790	3,735
Violent Offenses	9,543	8,705	9,051
Domestic Violence Reports	6,415	16,371	9,800
Property Offenses	32,876	31,291	34,731
<b>SCHOOL REPORTS</b>	<b>2020-21</b>	<b>2019-20</b>	<b>2018-19</b>
Enrollment Grades K-12	102,728	105,355	105,538
School Discipline Involving Alcohol	0	36	36
School Discipline Involving Drugs	59	255	246
School Discipline Involving Tobacco	15	18	79
Enrollment Grades 9-12	30,519	30,105	29,921
Dropouts	579	594	873
<b>JUVENILE COURT REFERRALS</b>	<b>2020</b>	<b>2019</b>	<b>2018</b>
Violent Offenses	305	399	427
Alcohol Offenses	1	4	9
Drug Offenses	28	67	61
<b>Juvenile Status Offenses</b>			
School Truancy	0	2	2
Absent from Home	31	33	37
Beyond Parental Control	4	2	8
Injurious Behavior	14	23	18
Child Abuse	285	509	355
Child Neglect	874	924	1,069
Child Custody Issues	259	401	291
<b>JUVENILE COURT PLACEMENTS</b>	<b>2020</b>	<b>2019</b>	<b>2018</b>
Total Out-of-Home Placements	750	877	948
<b>Conditions Present at Removal</b> <sup>4</sup>			
Parental Alcohol Use	17	18	39
Parental Drug Use	321	320	442
Parental Alcohol and Drug Use	16	24	22
<b>CRIMINAL JUSTICE</b>	<b>FY 2021</b>	<b>FY 2020</b>	<b>FY 2019</b>
Drug Treatment Court Participants	1,615	1,629	1,625
Probation/Parole Admissions--Drug	358	529	599
Probation/Parole Admissions--DWI	73	106	75
Prison Admissions--Drug	41	59	94
Prison Admissions--DWI	17	16	15
<b>EMPLOYMENT</b>	<b>2020</b>	<b>2019</b>	<b>2018</b>
Labor Force	360,213	363,539	363,146
Employed	334,471	350,008	349,588
Unemployed	25,742	13,531	13,558
Unemployment Rate	7.1%	3.7%	3.7%

# JASPER COUNTY



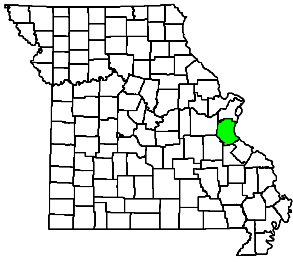
<b>PLANNING AREA</b>	Southwest
<b>SERVICE AREAS</b>	
Substance Use	9
Mental Health	9
<b>POPULATION</b>	
Census 2010	117,404
April 2020 Estimate	121,648

<b>BIRTHS AND DEATHS</b>	<b>2020</b>	<b>2019</b>	<b>2018</b>
Resident Births	1,519	1,539	1,570
Resident Deaths	1,506	1,238	1,262
COVID-19	175		
Suicide	20	20	27
Homicide	11	4	4
Alcohol Induced Deaths	10	15	10
Drug Induced Deaths	25	14	14
Smoking Attributable Deaths	239	232	239
<b>DISEASE INCIDENCE</b> <sup>1</sup>	<b>2020</b>	<b>2019</b>	<b>2018</b>
HIV Newly Diagnosed Cases	4	9	7
Hepatitis B Chronic, Acute, and Prenatal	15	11	7
Hepatitis C Chronic and Acute	94	142	147
Tuberculosis Infection Cases	32	43	23
<b>HOSPITAL</b> <sup>2</sup>	<b>2019</b>	<b>2018</b>	<b>2017</b>
<b>Alcohol Disorder Principal Diagnosis</b>			
Emergency Room, then Discharged	356	464	467
Emergency Room, then Admitted	195	289	263
Admitted without Emergency Room	65	72	72
<b>Alcohol Related (Secondary Diagnosis)</b>			
Emergency Room, then Discharged	239	272	294
Emergency Room, then Admitted	493	687	718
Admitted without Emergency Room	229	276	270
<b>Drug Disorder Principal Diagnosis</b>			
Emergency Room, then Discharged	363	419	430
Emergency Room, then Admitted	232	237	226
Admitted without Emergency Room	82	85	59
<b>Drug Related (Secondary Diagnosis)</b>			
Emergency Room, then Discharged	458	410	522
Emergency Room, then Admitted	686	840	896
Admitted without Emergency Room	377	409	347
<b>Mental Disorder Principal Diagnosis</b>			
Emergency Room, then Discharged	761	804	763
Emergency Room, then Admitted	765	1,160	794
Admitted without Emergency Room	599	931	415
<b>Mental Related (Secondary Diagnosis)</b>			
Emergency Room, then Discharged	2,371	2,415	2,215
Emergency Room, then Admitted	1,979	3,777	3,788
Admitted without Emergency Room	1,344	2,494	2,213

1	Multi-county Kansas City hepatitis and TB case reports are included in Jackson County totals and all Joplin case reports are included in Jasper County totals.
2	Hospital counts for alcohol, drug, and mental disorders are based on diagnosis codes determined by the national Healthcare Cost and Utilization Program. Individuals are counted only once in each applicable diagnosis group regardless of number of times receiving hospital services in the calendar year.
3	In 2019 the National Incident Based Reporting System replaced the Uniform Crime Reporting system for Missouri crime and arrest reports. 2019 crime data might not be fully comparable to crime data in prior years.
4	DSS Children's Division reports do not capture reasons for removal but document conditions present. There are often multiple conditions and factors considered when a child is placed out of the home. Only the substance use conditions are included in this profile.

<b>ALCOHOL SALES OUTLETS</b>	<b>2021</b>	<b>2020</b>	<b>2019</b>
Alcohol On-premise Drink Licenses	130	120	120
Alcohol Package Carry-out Licenses	121	126	121
<b>IMPAIRED DRIVING</b>	<b>2020</b>	<b>2019</b>	<b>2018</b>
<b>Alcohol Involved Crashes</b>	107	81	74
Fatal Crashes	3	0	1
Injury Crashes	41	25	29
Property Damage Crashes	63	56	44
Crash Fatalities	3	0	1
Crash Injuries	53	31	41
<b>Drug Involved Crashes</b>	36	25	33
Fatal Crashes	1	2	1
Injury Crashes	13	10	16
Property Damage Crashes	22	13	16
Crash Fatalities	1	2	1
Crash Injuries	18	15	18
<b>POLICE REPORTS</b> <sup>3</sup>	<b>2020</b>	<b>2019</b>	<b>2018</b>
DUI Arrests, DWI Tracking System	739	705	766
Liquor Law Arrests	4	28	41
Drug Arrests	417	509	627
Violent Offenses	520	478	434
Domestic Violence Reports	1,443	2,599	1,610
Property Offenses	4,900	5,563	5,074
<b>SCHOOL REPORTS</b>	<b>2020-21</b>	<b>2019-20</b>	<b>2018-19</b>
Enrollment Grades K-12	21,227	21,553	21,298
School Discipline Involving Alcohol	0	5	17
School Discipline Involving Drugs		56	42
School Discipline Involving Tobacco	0	2	0
Enrollment Grades 9-12	6,455	6,374	6,288
Dropouts	250	125	124
<b>JUVENILE COURT REFERRALS</b>	<b>2020</b>	<b>2019</b>	<b>2018</b>
Violent Offenses	37	120	156
Alcohol Offenses	1	10	5
Drug Offenses	16	49	56
<b>Juvenile Status Offenses</b>			
School Truancy	4	36	216
Absent from Home	3	59	144
Beyond Parental Control	6	23	38
Injurious Behavior	29	104	227
Child Abuse	13	36	7
Child Neglect	201	269	292
Child Custody Issues	2	5	34
<b>JUVENILE COURT PLACEMENTS</b>	<b>2020</b>	<b>2019</b>	<b>2018</b>
Total Out-of-Home Placements	225	298	188
<b>Conditions Present at Removal</b> <sup>4</sup>			
Parental Alcohol Use	14	12	14
Parental Drug Use	120	144	100
Parental Alcohol and Drug Use	1	9	10
<b>CRIMINAL JUSTICE</b>	<b>FY 2021</b>	<b>FY 2020</b>	<b>FY 2019</b>
Drug Treatment Court Participants	151	152	160
Probation/Parole Admissions--Drug	132	152	188
Probation/Parole Admissions--DWI	35	42	22
Prison Admissions--Drug	41	55	81
Prison Admissions--DWI	10	9	10
<b>EMPLOYMENT</b>	<b>2020</b>	<b>2019</b>	<b>2018</b>
Labor Force	56,154	57,304	56,624
Employed	52,968	55,590	55,069
Unemployed	3,186	1,714	1,555
Unemployment Rate	5.7%	3.0%	2.7%

# JEFFERSON COUNTY



<b>PLANNING AREA</b>	Eastern
<b>SERVICE AREAS</b>	
Substance Use	22
Mental Health	22
<b>POPULATION</b>	
Census 2010	218,733
April 2020 Estimate	226,543

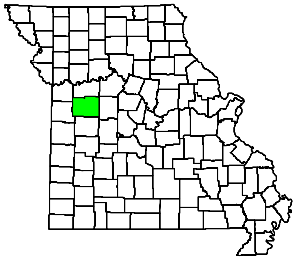
<b>BIRTHS AND DEATHS</b>	<b>2020</b>	<b>2019</b>	<b>2018</b>
Resident Births	2,387	2,507	2,547
Resident Deaths	2,469	2,175	2,181
COVID-19	200		
Suicide	65	55	60
Homicide	9	11	10
Alcohol Induced Deaths	35	24	17
Drug Induced Deaths	115	103	122
Smoking Attributable Deaths	370	371	376
<b>DISEASE INCIDENCE</b> <sup>1</sup>	<b>2020</b>	<b>2019</b>	<b>2018</b>
HIV Newly Diagnosed Cases	5	9	3
Hepatitis B Chronic, Acute, and Prenatal	11	14	3
Hepatitis C Chronic and Acute	108	142	167
Tuberculosis Infection Cases	29	53	17
<b>HOSPITAL</b> <sup>2</sup>	<b>2019</b>	<b>2018</b>	<b>2017</b>
<b>Alcohol Disorder Principal Diagnosis</b>			
Emergency Room, then Discharged	278	400	356
Emergency Room, then Admitted	81	147	160
Admitted without Emergency Room	58	79	78
<b>Alcohol Related (Secondary Diagnosis)</b>			
Emergency Room, then Discharged	255	352	301
Emergency Room, then Admitted	760	946	971
Admitted without Emergency Room	231	266	246
<b>Drug Disorder Principal Diagnosis</b>			
Emergency Room, then Discharged	467	632	588
Emergency Room, then Admitted	94	99	129
Admitted without Emergency Room	111	131	148
<b>Drug Related (Secondary Diagnosis)</b>			
Emergency Room, then Discharged	642	759	690
Emergency Room, then Admitted	1,050	1,631	1,498
Admitted without Emergency Room	507	598	573
<b>Mental Disorder Principal Diagnosis</b>			
Emergency Room, then Discharged	1,531	1,861	1,190
Emergency Room, then Admitted	1,181	2,069	1,409
Admitted without Emergency Room	440	780	449
<b>Mental Related (Secondary Diagnosis)</b>			
Emergency Room, then Discharged	2,026	7,292	7,190
Emergency Room, then Admitted	3,744	6,493	5,613
Admitted without Emergency Room	1,919	2,841	2,545

1	Multi-county Kansas City hepatitis and TB case reports are included in Jackson County totals and all Joplin case reports are included in Jasper County totals.
2	Hospital counts for alcohol, drug, and mental disorders are based on diagnosis codes determined by the national Healthcare Cost and Utilization Program. Individuals are counted only once in each applicable diagnosis group regardless of number of times receiving hospital services in the calendar year.
3	In 2019 the National Incident Based Reporting System replaced the Uniform Crime Reporting system for Missouri crime and arrest reports. 2019 crime data might not be fully comparable to crime data in prior years.
4	DSS Children's Division reports do not capture reasons for removal but document conditions present. There are often multiple conditions and factors considered when a child is placed out of the home. Only the substance use conditions are included in this profile.

<b>ALCOHOL SALES OUTLETS</b>	<b>2021</b>	<b>2020</b>	<b>2019</b>
Alcohol On-premise Drink Licenses	178	178	182
Alcohol Package Carry-out Licenses	151	146	147
<b>IMPAIRED DRIVING</b>	<b>2020</b>	<b>2019</b>	<b>2018</b>
<b>Alcohol Involved Crashes</b>	191	184	197
Fatal Crashes	8	8	7
Injury Crashes	73	63	73
Property Damage Crashes	110	113	117
Crash Fatalities	8	8	9
Crash Injuries	106	99	85
<b>Drug Involved Crashes</b>	77	85	52
Fatal Crashes	9	12	9
Injury Crashes	30	26	19
Property Damage Crashes	38	47	24
Crash Fatalities	10	12	11
Crash Injuries	51	43	39
<b>POLICE REPORTS</b> <sup>3</sup>	<b>2020</b>	<b>2019</b>	<b>2018</b>
DUI Arrests, DWI Tracking System	684	766	751
Liquor Law Arrests	14	83	99
Drug Arrests	707	1,138	1,182
Violent Offenses	726	583	485
Domestic Violence Reports	1,451	1,287	1,275
Property Offenses	3,787	4,279	3,919
<b>SCHOOL REPORTS</b>	<b>2020-21</b>	<b>2019-20</b>	<b>2018-19</b>
Enrollment Grades K-12	32,598	33,217	33,336
School Discipline Involving Alcohol	0	13	35
School Discipline Involving Drugs	46	81	146
School Discipline Involving Tobacco	0	0	2
Enrollment Grades 9-12	10,456	10,283	10,256
Dropouts	217	113	158
<b>JUVENILE COURT REFERRALS</b>	<b>2020</b>	<b>2019</b>	<b>2018</b>
Violent Offenses	204	277	326
Alcohol Offenses	14	32	49
Drug Offenses	36	85	86
<b>Juvenile Status Offenses</b>			
School Truancy	95	136	177
Absent from Home	88	121	122
Beyond Parental Control	67	108	89
Injurious Behavior	61	134	80
Child Abuse	110	99	147
Child Neglect	212	227	322
Child Custody Issues	88	77	81
<b>JUVENILE COURT PLACEMENTS</b>	<b>2020</b>	<b>2019</b>	<b>2018</b>
Total Out-of-Home Placements	278	266	345
<b>Conditions Present at Removal</b> <sup>4</sup>			
Parental Alcohol Use	2	7	39
Parental Drug Use	168	162	226
Parental Alcohol and Drug Use	13	9	11
<b>CRIMINAL JUSTICE</b>	<b>FY 2021</b>	<b>FY 2020</b>	<b>FY 2019</b>
Drug Treatment Court Participants	60	67	72
Probation/Parole Admissions--Drug	493	550	556
Probation/Parole Admissions--DWI	56	87	58
Prison Admissions--Drug	167	178	236
Prison Admissions--DWI	10	13	21
<b>EMPLOYMENT</b>	<b>2020</b>	<b>2019</b>	<b>2018</b>
Labor Force	116,774	118,177	116,200
Employed	109,655	114,498	112,580
Unemployed	7,119	3,679	3,620
Unemployment Rate	6.1%	3.1%	3.1%



# JOHNSON COUNTY



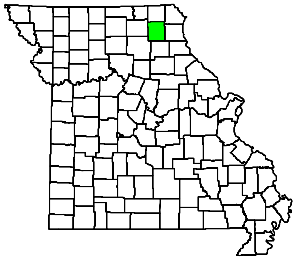
<b>PLANNING AREA</b>	Northwest	
<b>SERVICE AREAS</b>		
Substance Use	7	
Mental Health	7	
<b>POPULATION</b>		
Census 2010	52,595	
April 2020 Estimate	54,219	

	2020	2019	2018
<b>BIRTHS AND DEATHS</b>			
Resident Births	664	690	695
Resident Deaths	494	420	398
COVID-19	46		
Suicide	5	8	13
Homicide	7	0	3
Alcohol Induced Deaths	2	1	2
Drug Induced Deaths	4	4	5
Smoking Attributable Deaths	65	68	61
<b>DISEASE INCIDENCE</b> <sup>1</sup>	<b>2020</b>	<b>2019</b>	<b>2018</b>
HIV Newly Diagnosed Cases	1	2	1
Hepatitis B Chronic, Acute, and Prenatal	3	4	2
Hepatitis C Chronic and Acute	21	20	13
Tuberculosis Infection Cases	38	22	20
<b>HOSPITAL</b> <sup>2</sup>	<b>2019</b>	<b>2018</b>	<b>2017</b>
<b>Alcohol Disorder Principal Diagnosis</b>			
Emergency Room, then Discharged	79	193	149
Emergency Room, then Admitted	11	17	4
Admitted without Emergency Room	34	42	50
<b>Alcohol Related (Secondary Diagnosis)</b>			
Emergency Room, then Discharged	160	144	181
Emergency Room, then Admitted	33	43	39
Admitted without Emergency Room	111	173	145
<b>Drug Disorder Principal Diagnosis</b>			
Emergency Room, then Discharged	67	76	71
Emergency Room, then Admitted	4	1	5
Admitted without Emergency Room	9	13	12
<b>Drug Related (Secondary Diagnosis)</b>			
Emergency Room, then Discharged	153	121	151
Emergency Room, then Admitted	64	58	48
Admitted without Emergency Room	176	224	187
<b>Mental Disorder Principal Diagnosis</b>			
Emergency Room, then Discharged	389	544	410
Emergency Room, then Admitted	11	27	14
Admitted without Emergency Room	229	474	260
<b>Mental Related (Secondary Diagnosis)</b>			
Emergency Room, then Discharged	655	783	669
Emergency Room, then Admitted	155	272	251
Admitted without Emergency Room	778	1,355	1,176

1	Multi-county Kansas City hepatitis and TB case reports are included in Jackson County totals and all Joplin case reports are included in Jasper County totals.
2	Hospital counts for alcohol, drug, and mental disorders are based on diagnosis codes determined by the national Healthcare Cost and Utilization Program. Individuals are counted only once in each applicable diagnosis group regardless of number of times receiving hospital services in the calendar year.
3	In 2019 the National Incident Based Reporting System replaced the Uniform Crime Reporting system for Missouri crime and arrest reports. 2019 crime data might not be fully comparable to crime data in prior years.
4	DSS Children's Division reports do not capture reasons for removal but document conditions present. There are often multiple conditions and factors considered when a child is placed out of the home. Only the substance use conditions are included in this profile.

	2021	2020	2019
<b>ALCOHOL SALES OUTLETS</b>			
Alcohol On-premise Drink Licenses	58	52	49
Alcohol Package Carry-out Licenses	44	46	47
<b>IMPAIRED DRIVING</b>	<b>2020</b>	<b>2019</b>	<b>2018</b>
<b>Alcohol Involved Crashes</b>	58	49	52
Fatal Crashes	0	0	3
Injury Crashes	25	18	10
Property Damage Crashes	33	31	39
Crash Fatalities	0	0	3
Crash Injuries	26	28	45
<b>Drug Involved Crashes</b>	17	9	5
Fatal Crashes	1	0	0
Injury Crashes	10	2	2
Property Damage Crashes	6	7	3
Crash Fatalities	1	0	0
Crash Injuries	12	2	28
<b>POLICE REPORTS</b> <sup>3</sup>	<b>2020</b>	<b>2019</b>	<b>2018</b>
DUI Arrests, DWI Tracking System	177	202	163
Liquor Law Arrests	55	72	111
Drug Arrests	164	260	284
Violent Offenses	94	88	119
Domestic Violence Reports	245	447	287
Property Offenses	953	1,067	1,167
<b>SCHOOL REPORTS</b>	<b>2020-21</b>	<b>2019-20</b>	<b>2018-19</b>
Enrollment Grades K-12	7,195	7,391	7,334
School Discipline Involving Alcohol	0	0	2
School Discipline Involving Drugs	7	11	11
School Discipline Involving Tobacco	0	1	1
Enrollment Grades 9-12	2,140	2,134	2,131
Dropouts	30	17	12
<b>JUVENILE COURT REFERRALS</b>	<b>2020</b>	<b>2019</b>	<b>2018</b>
Violent Offenses	28	48	32
Alcohol Offenses	1	3	1
Drug Offenses	10	13	8
<b>Juvenile Status Offenses</b>			
School Truancy	29	40	25
Absent from Home	10	14	21
Beyond Parental Control	23	13	12
Injurious Behavior	87	75	47
Child Abuse	3	9	16
Child Neglect	120	98	136
Child Custody Issues	14	8	12
<b>JUVENILE COURT PLACEMENTS</b>	<b>2020</b>	<b>2019</b>	<b>2018</b>
Total Out-of-Home Placements	61	67	66
<b>Conditions Present at Removal</b> <sup>4</sup>			
Parental Alcohol Use	2	0	4
Parental Drug Use	17	26	21
Parental Alcohol and Drug Use	0	0	0
<b>CRIMINAL JUSTICE</b>	<b>FY 2021</b>	<b>FY 2020</b>	<b>FY 2019</b>
Drug Treatment Court Participants	68	37	13
Probation/Parole Admissions--Drug	87	79	96
Probation/Parole Admissions--DWI	2	8	2
Prison Admissions--Drug	26	26	24
Prison Admissions--DWI	1	0	0
<b>EMPLOYMENT</b>	<b>2020</b>	<b>2019</b>	<b>2018</b>
Labor Force	23,108	23,105	22,777
Employed	21,796	22,247	21,933
Unemployed	1,312	858	844
Unemployment Rate	5.7%	3.7%	3.7%

# KNOX COUNTY



<b>PLANNING AREA</b>	Central
<b>SERVICE AREAS</b>	
Substance Use	14
Mental Health	14
<b>POPULATION</b>	
Census 2010	4,131
April 2020 Estimate	3,940

<b>BIRTHS AND DEATHS</b>	2020	2019	2018
Resident Births	45	61	58
Resident Deaths	49	39	56
COVID-19	4		
Suicide	1	0	1
Homicide	0	0	0
Alcohol Induced Deaths	1	0	0
Drug Induced Deaths	0	1	0
Smoking Attributable Deaths	7	7	12

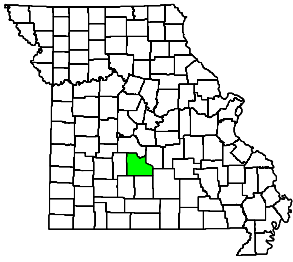
<b>DISEASE INCIDENCE</b> <sup>1</sup>	2020	2019	2018
HIV Newly Diagnosed Cases	0	0	0
Hepatitis B Chronic, Acute, and Prenatal	0	0	0
Hepatitis C Chronic and Acute	1	0	2
Tuberculosis Infection Cases	0	1	0

<b>HOSPITAL</b> <sup>2</sup>	2019	2018	2017
<b>Alcohol Disorder Principal Diagnosis</b>			
Emergency Room, then Discharged	1	1	1
Emergency Room, then Admitted	0	0	0
Admitted without Emergency Room	1	2	0
<b>Alcohol Related (Secondary Diagnosis)</b>			
Emergency Room, then Discharged	3	2	2
Emergency Room, then Admitted	1	6	2
Admitted without Emergency Room	4	15	3
<b>Drug Disorder Principal Diagnosis</b>			
Emergency Room, then Discharged	1	0	0
Emergency Room, then Admitted	0	0	1
Admitted without Emergency Room	0	0	1
<b>Drug Related (Secondary Diagnosis)</b>			
Emergency Room, then Discharged	1	0	7
Emergency Room, then Admitted	4	8	1
Admitted without Emergency Room	4	13	10
<b>Mental Disorder Principal Diagnosis</b>			
Emergency Room, then Discharged	18	18	20
Emergency Room, then Admitted	5	5	2
Admitted without Emergency Room	6	19	9
<b>Mental Related (Secondary Diagnosis)</b>			
Emergency Room, then Discharged	67	80	37
Emergency Room, then Admitted	9	17	11
Admitted without Emergency Room	48	116	73

1	Multi-county Kansas City hepatitis and TB case reports are included in Jackson County totals and all Joplin case reports are included in Jasper County totals.
2	Hospital counts for alcohol, drug, and mental disorders are based on diagnosis codes determined by the national Healthcare Cost and Utilization Program. Individuals are counted only once in each applicable diagnosis group regardless of number of times receiving hospital services in the calendar year.
3	In 2019 the National Incident Based Reporting System replaced the Uniform Crime Reporting system for Missouri crime and arrest reports. 2019 crime data might not be fully comparable to crime data in prior years.
4	DSS Children's Division reports do not capture reasons for removal but document conditions present. There are often multiple conditions and factors considered when a child is placed out of the home. Only the substance use conditions are included in this profile.

<b>ALCOHOL SALES OUTLETS</b>	2021	2020	2019
Alcohol On-premise Drink Licenses	4	3	2
Alcohol Package Carry-out Licenses	3	4	3
<b>IMPAIRED DRIVING</b>	2020	2019	2018
<b>Alcohol Involved Crashes</b>	4	3	3
Fatal Crashes	0	0	0
Injury Crashes	3	2	1
Property Damage Crashes	1	1	2
Crash Fatalities	0	0	0
Crash Injuries	4	2	1
<b>Drug Involved Crashes</b>	2	0	0
Fatal Crashes	0	0	0
Injury Crashes	0	0	0
Property Damage Crashes	2	0	0
Crash Fatalities	0	0	0
Crash Injuries	0	0	0
<b>POLICE REPORTS</b> <sup>3</sup>	2020	2019	2018
DUI Arrests, DWI Tracking System	6	5	16
Liquor Law Arrests	0	0	0
Drug Arrests	7	20	14
Violent Offenses	2	2	1
Domestic Violence Reports	2	4	2
Property Offenses	17	20	19
<b>SCHOOL REPORTS</b>	2020-21	2019-20	2018-19
Enrollment Grades K-12	7,195	418	445
School Discipline Involving Alcohol	0	0	0
School Discipline Involving Drugs	0	0	0
School Discipline Involving Tobacco	0	1	0
Enrollment Grades 9-12	132	137	142
Dropouts	0	0	0
<b>JUVENILE COURT REFERRALS</b>	2020	2019	2018
Violent Offenses	0	0	1
Alcohol Offenses	0	1	0
Drug Offenses	0	0	0
<b>Juvenile Status Offenses</b>			
School Truancy	13	4	11
Absent from Home	0	3	1
Beyond Parental Control	0	3	5
Injurious Behavior	4	3	16
Child Abuse	0	0	0
Child Neglect	7	13	12
Child Custody Issues	0	0	0
<b>JUVENILE COURT PLACEMENTS</b>	2020	2019	2018
Total Out-of-Home Placements	6	8	5
<b>Conditions Present at Removal</b> <sup>4</sup>			
Parental Alcohol Use	0	0	3
Parental Drug Use	4	7	0
Parental Alcohol and Drug Use	0	1	0
<b>CRIMINAL JUSTICE</b>	FY 2021	FY 2020	FY 2019
Drug Treatment Court Participants	0	0	0
Probation/Parole Admissions--Drug	5	3	7
Probation/Parole Admissions--DWI	0	0	0
Prison Admissions--Drug	1	3	2
Prison Admissions--DWI	0	0	0
<b>EMPLOYMENT</b>	2020	2019	2018
Labor Force	1,757	1,772	1,922
Employed	1,686	1,720	1,868
Unemployed	71	52	54
Unemployment Rate	4.0%	2.9%	2.8%

# LACLEDE COUNTY



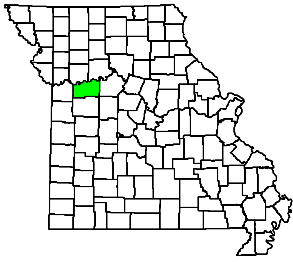
<b>PLANNING AREA</b>	Central
<b>SERVICE AREAS</b>	
Substance Use	11
Mental Health	11
<b>POPULATION</b>	
Census 2010	35,571
April 2020 Estimate	35,895

<b>BIRTHS AND DEATHS</b>	<b>2020</b>	<b>2019</b>	<b>2018</b>
Resident Births	437	494	469
Resident Deaths	496	462	459
COVID-19	52		
Suicide	11	7	11
Homicide	5	0	3
Alcohol Induced Deaths	3	3	2
Drug Induced Deaths	12	10	12
Smoking Attributable Deaths	95	83	91
<b>DISEASE INCIDENCE</b> <sup>1</sup>	<b>2020</b>	<b>2019</b>	<b>2018</b>
HIV Newly Diagnosed Cases	1	0	0
Hepatitis B Chronic, Acute, and Prenatal	1	1	0
Hepatitis C Chronic and Acute	23	36	27
Tuberculosis Infection Cases	3	4	2
<b>HOSPITAL</b> <sup>2</sup>	<b>2019</b>	<b>2018</b>	<b>2017</b>
<b>Alcohol Disorder Principal Diagnosis</b>			
Emergency Room, then Discharged	90	94	113
Emergency Room, then Admitted	17	25	36
Admitted without Emergency Room	9	11	27
<b>Alcohol Related (Secondary Diagnosis)</b>			
Emergency Room, then Discharged	67	67	100
Emergency Room, then Admitted	76	94	95
Admitted without Emergency Room	83	84	92
<b>Drug Disorder Principal Diagnosis</b>			
Emergency Room, then Discharged	106	85	85
Emergency Room, then Admitted	5	13	15
Admitted without Emergency Room	19	25	26
<b>Drug Related (Secondary Diagnosis)</b>			
Emergency Room, then Discharged	124	119	122
Emergency Room, then Admitted	118	136	138
Admitted without Emergency Room	153	162	199
<b>Mental Disorder Principal Diagnosis</b>			
Emergency Room, then Discharged	360	441	344
Emergency Room, then Admitted	66	70	40
Admitted without Emergency Room	182	395	225
<b>Mental Related (Secondary Diagnosis)</b>			
Emergency Room, then Discharged	437	1,265	888
Emergency Room, then Admitted	465	903	637
Admitted without Emergency Room	507	889	832

<b>ALCOHOL SALES OUTLETS</b>	<b>2021</b>	<b>2020</b>	<b>2019</b>
Alcohol On-premise Drink Licenses	28	23	27
Alcohol Package Carry-out Licenses	45	44	42
<b>IMPAIRED DRIVING</b>	<b>2020</b>	<b>2019</b>	<b>2018</b>
<b>Alcohol Involved Crashes</b>	34	31	46
Fatal Crashes	0	1	2
Injury Crashes	14	11	17
Property Damage Crashes	20	19	27
Crash Fatalities	0	1	2
Crash Injuries	23	13	20
<b>Drug Involved Crashes</b>	10	6	11
Fatal Crashes	0	0	0
Injury Crashes	4	2	3
Property Damage Crashes	6	4	8
Crash Fatalities	0	0	0
Crash Injuries	6	2	4
<b>POLICE REPORTS</b> <sup>3</sup>	<b>2020</b>	<b>2019</b>	<b>2018</b>
DUI Arrests, DWI Tracking System	107	99	137
Liquor Law Arrests	0	1	18
Drug Arrests	39	127	214
Violent Offenses	137	110	89
Domestic Violence Reports	430	574	449
Property Offenses	1,137	1,053	1,106
<b>SCHOOL REPORTS</b>	<b>2020-21</b>	<b>2019-20</b>	<b>2018-19</b>
Enrollment Grades K-12	5,425	5,474	5,541
School Discipline Involving Alcohol	0	2	12
School Discipline Involving Drugs	18	21	21
School Discipline Involving Tobacco	0	0	0
Enrollment Grades 9-12	1,677	1,631	1,638
Dropouts	27	7	37
<b>JUVENILE COURT REFERRALS</b>	<b>2020</b>	<b>2019</b>	<b>2018</b>
Violent Offenses	17	19	26
Alcohol Offenses	1	3	3
Drug Offenses	5	4	13
<b>Juvenile Status Offenses</b>			
School Truancy	49	41	41
Absent from Home	0	2	2
Beyond Parental Control	1	1	1
Injurious Behavior	37	34	48
Child Abuse	23	26	40
Child Neglect	171	103	100
Child Custody Issues	105	76	86
<b>JUVENILE COURT PLACEMENTS</b>	<b>2020</b>	<b>2019</b>	<b>2018</b>
Total Out-of-Home Placements	63	45	46
<b>Conditions Present at Removal</b> <sup>4</sup>			
Parental Alcohol Use	0	1	6
Parental Drug Use	24	22	25
Parental Alcohol and Drug Use	13	1	5
<b>CRIMINAL JUSTICE</b>	<b>FY 2021</b>	<b>FY 2020</b>	<b>FY 2019</b>
Drug Treatment Court Participants	3	0	0
Probation/Parole Admissions--Drug	139	196	273
Probation/Parole Admissions--DWI	10	17	3
Prison Admissions--Drug	74	94	113
Prison Admissions--DWI	6	2	3
<b>EMPLOYMENT</b>	<b>2020</b>	<b>2019</b>	<b>2018</b>
Labor Force	16,731	17,386	16,785
Employed	15,343	16,190	16,165
Unemployed	1,388	1,196	620
Unemployment Rate	8.3%	6.9%	3.7%

1	Multi-county Kansas City hepatitis and TB case reports are included in Jackson County totals and all Joplin case reports are included in Jasper County totals.
2	Hospital counts for alcohol, drug, and mental disorders are based on diagnosis codes determined by the national Healthcare Cost and Utilization Program. Individuals are counted only once in each applicable diagnosis group regardless of number of times receiving hospital services in the calendar year.
3	In 2019 the National Incident Based Reporting System replaced the Uniform Crime Reporting system for Missouri crime and arrest reports. 2019 crime data might not be fully comparable to crime data in prior years.
4	DSS Children's Division reports do not capture reasons for removal but document conditions present. There are often multiple conditions and factors considered when a child is placed out of the home. Only the substance use conditions are included in this profile.

# LAFAYETTE COUNTY



**PLANNING AREA** Northwest

**SERVICE AREAS**

Substance Use 7  
Mental Health 7

**POPULATION**

Census 2010 33,381  
April 2020 Estimate 33,006

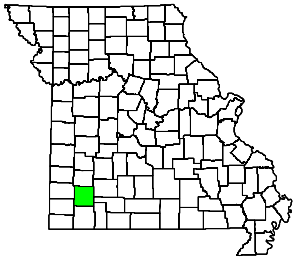
	2020	2019	2018
<b>BIRTHS AND DEATHS</b>			
Resident Births	361	405	384
Resident Deaths	460	384	413
COVID-19	42		
Suicide	6	9	9
Homicide	2	3	0
Alcohol Induced Deaths	6	3	2
Drug Induced Deaths	6	5	6
Smoking Attributable Deaths	68	61	64
<b>DISEASE INCIDENCE</b> <sup>1</sup>	<b>2020</b>	<b>2019</b>	<b>2018</b>
HIV Newly Diagnosed Cases	0	1	2
Hepatitis B Chronic, Acute, and Prenatal	0	1	0
Hepatitis C Chronic and Acute	6	7	15
Tuberculosis Infection Cases	3	6	0
<b>HOSPITAL</b> <sup>2</sup>	<b>2019</b>	<b>2018</b>	<b>2017</b>
<b>Alcohol Disorder Principal Diagnosis</b>			
Emergency Room, then Discharged	50	55	55
Emergency Room, then Admitted	21	9	9
Admitted without Emergency Room	13	14	21
<b>Alcohol Related (Secondary Diagnosis)</b>			
Emergency Room, then Discharged	75	96	535
Emergency Room, then Admitted	45	61	75
Admitted without Emergency Room	84	108	100
<b>Drug Disorder Principal Diagnosis</b>			
Emergency Room, then Discharged	49	41	42
Emergency Room, then Admitted	4	3	3
Admitted without Emergency Room	9	13	13
<b>Drug Related (Secondary Diagnosis)</b>			
Emergency Room, then Discharged	104	105	210
Emergency Room, then Admitted	94	80	78
Admitted without Emergency Room	147	141	129
<b>Mental Disorder Principal Diagnosis</b>			
Emergency Room, then Discharged	251	260	245
Emergency Room, then Admitted	9	15	14
Admitted without Emergency Room	164	233	153
<b>Mental Related (Secondary Diagnosis)</b>			
Emergency Room, then Discharged	1,075	1,195	859
Emergency Room, then Admitted	277	590	469
Admitted without Emergency Room	485	1,118	911

1	Multi-county Kansas City hepatitis and TB case reports are included in Jackson County totals and all Joplin case reports are included in Jasper County totals.
2	Hospital counts for alcohol, drug, and mental disorders are based on diagnosis codes determined by the national Healthcare Cost and Utilization Program. Individuals are counted only once in each applicable diagnosis group regardless of number of times receiving hospital services in the calendar year.
3	In 2019 the National Incident Based Reporting System replaced the Uniform Crime Reporting system for Missouri crime and arrest reports. 2019 crime data might not be fully comparable to crime data in prior years.
4	DSS Children's Division reports do not capture reasons for removal but document conditions present. There are often multiple conditions and factors considered when a child is placed out of the home. Only the substance use conditions are included in this profile.

<b>ALCOHOL SALES OUTLETS</b>	<b>2021</b>	<b>2020</b>	<b>2019</b>
Alcohol On-premise Drink Licenses	50	45	41
Alcohol Package Carry-out Licenses	40	38	38
<b>IMPAIRED DRIVING</b>	<b>2020</b>	<b>2019</b>	<b>2018</b>
<b>Alcohol Involved Crashes</b>	27	25	34
Fatal Crashes	1	0	1
Injury Crashes	9	12	7
Property Damage Crashes	17	13	26
Crash Fatalities	1	0	2
Crash Injuries	12	18	9
<b>Drug Involved Crashes</b>	9	7	9
Fatal Crashes	2	1	2
Injury Crashes	1	3	6
Property Damage Crashes	6	3	1
Crash Fatalities	2	1	3
Crash Injuries	5	6	8
<b>POLICE REPORTS</b> <sup>3</sup>	<b>2020</b>	<b>2019</b>	<b>2018</b>
DUI Arrests, DWI Tracking System	113	109	131
Liquor Law Arrests	4	11	17
Drug Arrests	176	153	277
Violent Offenses	14	45	45
Domestic Violence Reports	151	231	184
Property Offenses	291	241	253
<b>SCHOOL REPORTS</b>	<b>2020-21</b>	<b>2019-20</b>	<b>2018-19</b>
Enrollment Grades K-12	4,924	5,024	5,026
School Discipline Involving Alcohol	0	1	1
School Discipline Involving Drugs	0	5	3
School Discipline Involving Tobacco	0	1	0
Enrollment Grades 9-12	1,569	1,524	1,501
Dropouts	23	0	0
<b>JUVENILE COURT REFERRALS</b>	<b>2020</b>	<b>2019</b>	<b>2018</b>
Violent Offenses	24	40	57
Alcohol Offenses	4	3	0
Drug Offenses	5	10	10
<b>Juvenile Status Offenses</b>			
School Truancy	5	7	12
Absent from Home	15	18	18
Beyond Parental Control	17	23	20
Injurious Behavior	23	26	31
Child Abuse	9	0	0
Child Neglect	8	31	28
Child Custody Issues	6	0	2
<b>JUVENILE COURT PLACEMENTS</b>	<b>2020</b>	<b>2019</b>	<b>2018</b>
Total Out-of-Home Placements	13	35	15
<b>Conditions Present at Removal</b> <sup>4</sup>			
Parental Alcohol Use	0	0	0
Parental Drug Use	4	23	13
Parental Alcohol and Drug Use	0	4	0
<b>CRIMINAL JUSTICE</b>	<b>FY 2021</b>	<b>FY 2020</b>	<b>FY 2019</b>
Drug Treatment Court Participants	18	25	24
Probation/Parole Admissions--Drug	199	229	273
Probation/Parole Admissions--DWI	7	16	14
Prison Admissions--Drug	101	88	125
Prison Admissions--DWI	6	11	4
<b>EMPLOYMENT</b>	<b>2020</b>	<b>2019</b>	<b>2018</b>
Labor Force	16,582	16,847	16,991
Employed	15,711	16,328	16,446
Unemployed	871	519	545
Unemployment Rate	5.3%	3.1%	3.2%



# LAWRENCE COUNTY



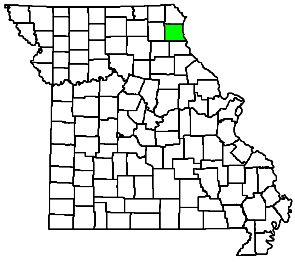
<b>PLANNING AREA</b>	Southwest
<b>SERVICE AREAS</b>	
Substance Use	9
Mental Health	8A
<b>POPULATION</b>	
Census 2010	38,634
April 2020 Estimate	38,175

<b>BIRTHS AND DEATHS</b>	<b>2020</b>	<b>2019</b>	<b>2018</b>
Resident Births	494	493	525
Resident Deaths	546	498	515
COVID-19	56		
Suicide	8	7	7
Homicide	0	1	1
Alcohol Induced Deaths	7	2	4
Drug Induced Deaths	7	7	3
Smoking Attributable Deaths	79	84	92
<b>DISEASE INCIDENCE</b> <sup>1</sup>	<b>2020</b>	<b>2019</b>	<b>2018</b>
HIV Newly Diagnosed Cases	0	0	1
Hepatitis B Chronic, Acute, and Prenatal	0	1	1
Hepatitis C Chronic and Acute	25	23	31
Tuberculosis Infection Cases	8	11	5
<b>HOSPITAL</b> <sup>2</sup>	<b>2019</b>	<b>2018</b>	<b>2017</b>
<b>Alcohol Disorder Principal Diagnosis</b>			
Emergency Room, then Discharged	82	124	89
Emergency Room, then Admitted	31	53	46
Admitted without Emergency Room	9	12	11
<b>Alcohol Related (Secondary Diagnosis)</b>			
Emergency Room, then Discharged	58	59	89
Emergency Room, then Admitted	99	92	122
Admitted without Emergency Room	32	51	56
<b>Drug Disorder Principal Diagnosis</b>			
Emergency Room, then Discharged	85	115	136
Emergency Room, then Admitted	26	20	22
Admitted without Emergency Room	12	16	11
<b>Drug Related (Secondary Diagnosis)</b>			
Emergency Room, then Discharged	94	93	167
Emergency Room, then Admitted	158	155	162
Admitted without Emergency Room	82	87	86
<b>Mental Disorder Principal Diagnosis</b>			
Emergency Room, then Discharged	264	343	284
Emergency Room, then Admitted	131	158	122
Admitted without Emergency Room	83	174	88
<b>Mental Related (Secondary Diagnosis)</b>			
Emergency Room, then Discharged	445	590	596
Emergency Room, then Admitted	527	912	774
Admitted without Emergency Room	346	565	456

<b>ALCOHOL SALES OUTLETS</b>	<b>2021</b>	<b>2020</b>	<b>2019</b>
Alcohol On-premise Drink Licenses	20	21	24
Alcohol Package Carry-out Licenses	43	41	41
<b>IMPAIRED DRIVING</b>	<b>2020</b>	<b>2019</b>	<b>2018</b>
<b>Alcohol Involved Crashes</b>	26	16	25
Fatal Crashes	2	1	1
Injury Crashes	8	3	12
Property Damage Crashes	16	12	12
Crash Fatalities	3	1	1
Crash Injuries	17	5	17
<b>Drug Involved Crashes</b>	10	6	3
Fatal Crashes	2	1	0
Injury Crashes	6	2	0
Property Damage Crashes	2	3	3
Crash Fatalities	2	1	0
Crash Injuries	15	3	0
<b>POLICE REPORTS</b> <sup>3</sup>	<b>2020</b>	<b>2019</b>	<b>2018</b>
DUI Arrests, DWI Tracking System	115	102	131
Liquor Law Arrests	0	9	23
Drug Arrests	65	70	151
Violent Offenses	93	78	114
Domestic Violence Reports	212	146	141
Property Offenses	714	818	764
<b>SCHOOL REPORTS</b>	<b>2020-21</b>	<b>2019-20</b>	<b>2018-19</b>
Enrollment Grades K-12	5,340	5,428	5,595
School Discipline Involving Alcohol	0	1	0
School Discipline Involving Drugs	0	5	5
School Discipline Involving Tobacco	0	2	2
Enrollment Grades 9-12	1,679	1,733	1,762
Dropouts	17	12	8
<b>JUVENILE COURT REFERRALS</b>	<b>2020</b>	<b>2019</b>	<b>2018</b>
Violent Offenses	39	43	50
Alcohol Offenses	0	0	0
Drug Offenses	4	4	5
<b>Juvenile Status Offenses</b>			
School Truancy	0	0	3
Absent from Home	30	39	22
Beyond Parental Control	15	18	20
Injurious Behavior	29	44	20
Child Abuse	20	19	24
Child Neglect	43	17	27
Child Custody Issues	67	64	77
<b>JUVENILE COURT PLACEMENTS</b>	<b>2020</b>	<b>2019</b>	<b>2018</b>
Total Out-of-Home Placements	71	75	74
<b>Conditions Present at Removal</b> <sup>4</sup>			
Parental Alcohol Use	1	3	1
Parental Drug Use	21	35	33
Parental Alcohol and Drug Use	3	0	0
<b>CRIMINAL JUSTICE</b>	<b>FY 2021</b>	<b>FY 2020</b>	<b>FY 2019</b>
Drug Treatment Court Participants	91	91	103
Probation/Parole Admissions--Drug	99	96	124
Probation/Parole Admissions--DWI	14	10	8
Prison Admissions--Drug	38	47	67
Prison Admissions--DWI	2	3	5
<b>EMPLOYMENT</b>	<b>2020</b>	<b>2019</b>	<b>2018</b>
Labor Force	17,672	18,018	18,100
Employed	16,599	17,385	17,548
Unemployed	1,073	633	552
Unemployment Rate	6.1%	3.5%	3.0%

1	Multi-county Kansas City hepatitis and TB case reports are included in Jackson County totals and all Joplin case reports are included in Jasper County totals.
2	Hospital counts for alcohol, drug, and mental disorders are based on diagnosis codes determined by the national Healthcare Cost and Utilization Program. Individuals are counted only once in each applicable diagnosis group regardless of number of times receiving hospital services in the calendar year.
3	In 2019 the National Incident Based Reporting System replaced the Uniform Crime Reporting system for Missouri crime and arrest reports. 2019 crime data might not be fully comparable to crime data in prior years.
4	DSS Children's Division reports do not capture reasons for removal but document conditions present. There are often multiple conditions and factors considered when a child is placed out of the home. Only the substance use conditions are included in this profile.

# LEWIS COUNTY



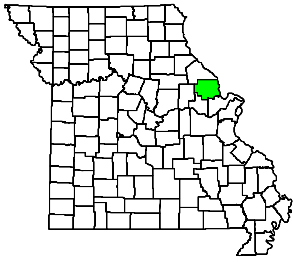
<b>PLANNING AREA</b>	Central
<b>SERVICE AREAS</b>	
Substance Use	14
Mental Health	14
<b>POPULATION</b>	
Census 2010	10,211
April 2020 Estimate	9,810

<b>BIRTHS AND DEATHS</b>	2020	2019	2018
Resident Births	90	99	135
Resident Deaths	126	108	123
COVID-19	9		
Suicide	1	2	5
Homicide	0	0	1
Alcohol Induced Deaths	0	0	1
Drug Induced Deaths	0	0	3
Smoking Attributable Deaths	21	13	18
<b>DISEASE INCIDENCE</b> <sup>1</sup>	2020	2019	2018
HIV Newly Diagnosed Cases	0	0	0
Hepatitis B Chronic, Acute, and Prenatal	0	0	1
Hepatitis C Chronic and Acute	1	1	5
Tuberculosis Infection Cases	2	0	1
<b>HOSPITAL</b> <sup>2</sup>	2019	2018	2017
<b>Alcohol Disorder Principal Diagnosis</b>			
Emergency Room, then Discharged	0	0	2
Emergency Room, then Admitted	0	0	1
Admitted without Emergency Room	0	0	1
<b>Alcohol Related (Secondary Diagnosis)</b>			
Emergency Room, then Discharged	0	4	6
Emergency Room, then Admitted	1	7	8
Admitted without Emergency Room	6	4	7
<b>Drug Disorder Principal Diagnosis</b>			
Emergency Room, then Discharged	4	2	4
Emergency Room, then Admitted	0	0	2
Admitted without Emergency Room	0	2	1
<b>Drug Related (Secondary Diagnosis)</b>			
Emergency Room, then Discharged	1	6	2
Emergency Room, then Admitted	3	4	6
Admitted without Emergency Room	14	11	13
<b>Mental Disorder Principal Diagnosis</b>			
Emergency Room, then Discharged	11	15	10
Emergency Room, then Admitted	3	6	5
Admitted without Emergency Room	24	25	23
<b>Mental Related (Secondary Diagnosis)</b>			
Emergency Room, then Discharged	16	23	40
Emergency Room, then Admitted	17	27	39
Admitted without Emergency Room	39	79	109

<b>ALCOHOL SALES OUTLETS</b>	2021	2020	2019
Alcohol On-premise Drink Licenses	12	14	12
Alcohol Package Carry-out Licenses	13	13	12
<b>IMPAIRED DRIVING</b>	2020	2019	2018
<b>Alcohol Involved Crashes</b>	4	9	8
Fatal Crashes	2	0	0
Injury Crashes	1	3	5
Property Damage Crashes	1	6	3
Crash Fatalities	2	0	0
Crash Injuries	1	5	6
<b>Drug Involved Crashes</b>	2	0	1
Fatal Crashes	1	0	0
Injury Crashes	1	0	1
Property Damage Crashes	0	0	0
Crash Fatalities	1	0	0
Crash Injuries	1	0	2
<b>POLICE REPORTS</b> <sup>3</sup>	2020	2019	2018
DUI Arrests, DWI Tracking System	32	44	36
Liquor Law Arrests	0	12	9
Drug Arrests	40	41	83
Violent Offenses	8	7	20
Domestic Violence Reports	40	75	60
Property Offenses	107	98	97
<b>SCHOOL REPORTS</b>	2020-21	2019-20	2018-19
Enrollment Grades K-12	1,366	1,335	1,315
School Discipline Involving Alcohol	0	0	1
School Discipline Involving Drugs	0	3	3
School Discipline Involving Tobacco	0	0	1
Enrollment Grades 9-12	405	390	390
Dropouts	0	0	0
<b>JUVENILE COURT REFERRALS</b>	2020	2019	2018
Violent Offenses	2	8	10
Alcohol Offenses	10	3	7
Drug Offenses	3	3	6
<b>Juvenile Status Offenses</b>			
School Truancy	15	6	10
Absent from Home	1	2	2
Beyond Parental Control	3	6	12
Injurious Behavior	6	17	23
Child Abuse	7	1	1
Child Neglect	12	10	28
Child Custody Issues	0	0	0
<b>JUVENILE COURT PLACEMENTS</b>	2020	2019	2018
Total Out-of-Home Placements	7	7	18
<b>Conditions Present at Removal</b> <sup>4</sup>			
Parental Alcohol Use	0	0	0
Parental Drug Use	2	2	13
Parental Alcohol and Drug Use	0	0	0
<b>CRIMINAL JUSTICE</b>	FY 2021	FY 2020	FY 2019
Drug Treatment Court Participants	10	10	14
Probation/Parole Admissions--Drug	15	26	28
Probation/Parole Admissions--DWI	1	3	0
Prison Admissions--Drug	5	9	6
Prison Admissions--DWI	0	0	0
<b>EMPLOYMENT</b>	2020	2019	2018
Labor Force	4,966	5,003	5,099
Employed	4,723	4,843	4,954
Unemployed	243	160	145
Unemployment Rate	4.9%	3.2%	2.8%

1	Multi-county Kansas City hepatitis and TB case reports are included in Jackson County totals and all Joplin case reports are included in Jasper County totals.
2	Hospital counts for alcohol, drug, and mental disorders are based on diagnosis codes determined by the national Healthcare Cost and Utilization Program. Individuals are counted only once in each applicable diagnosis group regardless of number of times receiving hospital services in the calendar year.
3	In 2019 the National Incident Based Reporting System replaced the Uniform Crime Reporting system for Missouri crime and arrest reports. 2019 crime data might not be fully comparable to crime data in prior years.
4	DSS Children's Division reports do not capture reasons for removal but document conditions present. There are often multiple conditions and factors considered when a child is placed out of the home. Only the substance use conditions are included in this profile.

# LINCOLN COUNTY



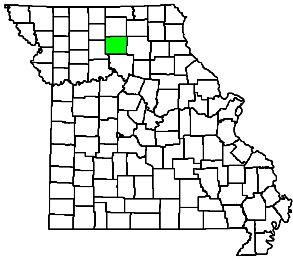
<b>PLANNING AREA</b>	Eastern
<b>SERVICE AREAS</b>	
Substance Use	16
Mental Health	16
<b>POPULATION</b>	
Census 2010	52,566
April 2020 Estimate	60,119

<b>BIRTHS AND DEATHS</b>	<b>2020</b>	<b>2019</b>	<b>2018</b>
Resident Births	742	817	812
Resident Deaths	562	522	502
COVID-19	51		
Suicide	9	13	8
Homicide	3	4	2
Alcohol Induced Deaths	4	3	2
Drug Induced Deaths	23	23	24
Smoking Attributable Deaths	96	83	100
<b>DISEASE INCIDENCE</b> <sup>1</sup>	<b>2020</b>	<b>2019</b>	<b>2018</b>
HIV Newly Diagnosed Cases	1	0	0
Hepatitis B Chronic, Acute, and Prenatal	1	2	1
Hepatitis C Chronic and Acute	28	44	44
Tuberculosis Infection Cases	4	13	10
<b>HOSPITAL</b> <sup>2</sup>	<b>2019</b>	<b>2018</b>	<b>2017</b>
<b>Alcohol Disorder Principal Diagnosis</b>			
Emergency Room, then Discharged	102	142	120
Emergency Room, then Admitted	29	47	36
Admitted without Emergency Room	50	49	43
<b>Alcohol Related (Secondary Diagnosis)</b>			
Emergency Room, then Discharged	165	192	128
Emergency Room, then Admitted	221	280	281
Admitted without Emergency Room	190	175	155
<b>Drug Disorder Principal Diagnosis</b>			
Emergency Room, then Discharged	125	133	146
Emergency Room, then Admitted	30	23	37
Admitted without Emergency Room	33	35	28
<b>Drug Related (Secondary Diagnosis)</b>			
Emergency Room, then Discharged	262	256	258
Emergency Room, then Admitted	262	387	441
Admitted without Emergency Room	279	287	273
<b>Mental Disorder Principal Diagnosis</b>			
Emergency Room, then Discharged	535	739	499
Emergency Room, then Admitted	329	570	430
Admitted without Emergency Room	290	416	271
<b>Mental Related (Secondary Diagnosis)</b>			
Emergency Room, then Discharged	782	4,018	3,411
Emergency Room, then Admitted	807	1,750	1,531
Admitted without Emergency Room	728	1,119	955

1	Multi-county Kansas City hepatitis and TB case reports are included in Jackson County totals and all Joplin case reports are included in Jasper County totals.
2	Hospital counts for alcohol, drug, and mental disorders are based on diagnosis codes determined by the national Healthcare Cost and Utilization Program. Individuals are counted only once in each applicable diagnosis group regardless of number of times receiving hospital services in the calendar year.
3	In 2019 the National Incident Based Reporting System replaced the Uniform Crime Reporting system for Missouri crime and arrest reports. 2019 crime data might not be fully comparable to crime data in prior years.
4	DSS Children's Division reports do not capture reasons for removal but document conditions present. There are often multiple conditions and factors considered when a child is placed out of the home. Only the substance use conditions are included in this profile.

<b>ALCOHOL SALES OUTLETS</b>	<b>2021</b>	<b>2020</b>	<b>2019</b>
Alcohol On-premise Drink Licenses	46	44	46
Alcohol Package Carry-out Licenses	47	48	45
<b>IMPAIRED DRIVING</b>	<b>2020</b>	<b>2019</b>	<b>2018</b>
<b>Alcohol Involved Crashes</b>	53	46	37
Fatal Crashes	4	4	2
Injury Crashes	24	22	12
Property Damage Crashes	25	20	23
Crash Fatalities	4	4	2
Crash Injuries	30	32	18
<b>Drug Involved Crashes</b>	10	7	6
Fatal Crashes	2	3	0
Injury Crashes	1	2	2
Property Damage Crashes	7	2	4
Crash Fatalities	2	4	0
Crash Injuries	1	6	2
<b>POLICE REPORTS</b> <sup>3</sup>	<b>2020</b>	<b>2019</b>	<b>2018</b>
DUI Arrests, DWI Tracking System	109	116	105
Liquor Law Arrests	0	14	5
Drug Arrests	22	89	144
Violent Offenses	169	253	165
Domestic Violence Reports	239	245	232
Property Offenses	380	496	566
<b>SCHOOL REPORTS</b>	<b>2020-21</b>	<b>2019-20</b>	<b>2018-19</b>
Enrollment Grades K-12	9,011	9,060	8,951
School Discipline Involving Alcohol	7	0	3
School Discipline Involving Drugs	24	31	38
School Discipline Involving Tobacco	0	0	2
Enrollment Grades 9-12	2,845	2,795	2,769
Dropouts	23	13	14
<b>JUVENILE COURT REFERRALS</b>	<b>2020</b>	<b>2019</b>	<b>2018</b>
Violent Offenses	44	60	56
Alcohol Offenses	1	3	1
Drug Offenses	9	10	20
<b>Juvenile Status Offenses</b>			
School Truancy	128	160	179
Absent from Home	34	25	27
Beyond Parental Control	2	4	3
Injurious Behavior	11	35	85
Child Abuse	34	28	10
Child Neglect	199	322	233
Child Custody Issues	11	27	11
<b>JUVENILE COURT PLACEMENTS</b>	<b>2020</b>	<b>2019</b>	<b>2018</b>
Total Out-of-Home Placements	73	68	64
<b>Conditions Present at Removal</b> <sup>4</sup>			
Parental Alcohol Use	4	0	1
Parental Drug Use	33	35	42
Parental Alcohol and Drug Use	1	4	0
<b>CRIMINAL JUSTICE</b>	<b>FY 2021</b>	<b>FY 2020</b>	<b>FY 2019</b>
Drug Treatment Court Participants	115	109	97
Probation/Parole Admissions--Drug	80	114	144
Probation/Parole Admissions--DWI	15	15	11
Prison Admissions--Drug	26	36	51
Prison Admissions--DWI	0	4	4
<b>EMPLOYMENT</b>	<b>2020</b>	<b>2019</b>	<b>2018</b>
Labor Force	28,723	28,448	27,367
Employed	26,926	27,497	26,463
Unemployed	1,797	951	904
Unemployment Rate	6.3%	3.3%	3.3%

# LINN COUNTY



<b>PLANNING AREA</b>	Northwest
<b>SERVICE AREAS</b>	
Substance Use	13
Mental Health	13
<b>POPULATION</b>	
Census 2010	12,761
April 2020 Estimate	11,830

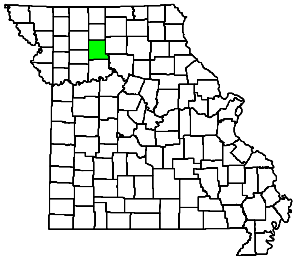
<b>BIRTHS AND DEATHS</b>	<b>2020</b>	<b>2019</b>	<b>2018</b>
Resident Births	129	141	131
Resident Deaths	194	151	184
COVID-19	14		
Suicide	5	0	6
Homicide	0	1	1
Alcohol Induced Deaths	0	1	0
Drug Induced Deaths	1	0	2
Smoking Attributable Deaths	29	33	32
<b>DISEASE INCIDENCE</b> <sup>1</sup>	<b>2020</b>	<b>2019</b>	<b>2018</b>
HIV Newly Diagnosed Cases	0	0	0
Hepatitis B Chronic, Acute, and Prenatal	0	0	0
Hepatitis C Chronic and Acute	5	3	6
Tuberculosis Infection Cases	1	0	2
<b>HOSPITAL</b> <sup>2</sup>	<b>2019</b>	<b>2018</b>	<b>2017</b>
<b>Alcohol Disorder Principal Diagnosis</b>			
Emergency Room, then Discharged	17	24	19
Emergency Room, then Admitted	3	3	3
Admitted without Emergency Room	6	5	2
<b>Alcohol Related (Secondary Diagnosis)</b>			
Emergency Room, then Discharged	16	57	56
Emergency Room, then Admitted	14	27	22
Admitted without Emergency Room	32	49	41
<b>Drug Disorder Principal Diagnosis</b>			
Emergency Room, then Discharged	12	10	16
Emergency Room, then Admitted	3	5	6
Admitted without Emergency Room	1	0	5
<b>Drug Related (Secondary Diagnosis)</b>			
Emergency Room, then Discharged	31	58	71
Emergency Room, then Admitted	21	30	29
Admitted without Emergency Room	41	34	30
<b>Mental Disorder Principal Diagnosis</b>			
Emergency Room, then Discharged	94	108	90
Emergency Room, then Admitted	24	58	22
Admitted without Emergency Room	44	94	37
<b>Mental Related (Secondary Diagnosis)</b>			
Emergency Room, then Discharged	260	726	528
Emergency Room, then Admitted	50	68	78
Admitted without Emergency Room	191	401	313

<b>ALCOHOL SALES OUTLETS</b>	<b>2021</b>	<b>2020</b>	<b>2019</b>
Alcohol On-premise Drink Licenses	18	17	16
Alcohol Package Carry-out Licenses	16	16	17
<b>IMPAIRED DRIVING</b>	<b>2020</b>	<b>2019</b>	<b>2018</b>
<b>Alcohol Involved Crashes</b>	9	15	7
Fatal Crashes	0	0	1
Injury Crashes	5	5	2
Property Damage Crashes	4	10	4
Crash Fatalities	0	0	1
Crash Injuries	6	5	2
<b>Drug Involved Crashes</b>	2	2	3
Fatal Crashes	0	0	1
Injury Crashes	1	0	2
Property Damage Crashes	1	2	0
Crash Fatalities	0	0	2
Crash Injuries	1	0	5
<b>POLICE REPORTS</b> <sup>3</sup>	<b>2020</b>	<b>2019</b>	<b>2018</b>
DUI Arrests, DWI Tracking System	44	54	48
Liquor Law Arrests	0	8	11
Drug Arrests	61	110	141
Violent Offenses	10	18	31
Domestic Violence Reports	54	56	87
Property Offenses	86	88	147
<b>SCHOOL REPORTS</b>	<b>2020-21</b>	<b>2019-20</b>	<b>2018-19</b>
Enrollment Grades K-12	2,014	2,004	2,021
School Discipline Involving Alcohol	0	0	0
School Discipline Involving Drugs	0	1	0
School Discipline Involving Tobacco	0	0	0
Enrollment Grades 9-12	699	674	672
Dropouts	7	0	9
<b>JUVENILE COURT REFERRALS</b>	<b>2020</b>	<b>2019</b>	<b>2018</b>
Violent Offenses	4	6	2
Alcohol Offenses	0	0	0
Drug Offenses	0	2	1
<b>Juvenile Status Offenses</b>			
School Truancy	12	45	47
Absent from Home	4	1	0
Beyond Parental Control	1	3	4
Injurious Behavior	39	56	52
Child Abuse	0	0	1
Child Neglect	16	30	19
Child Custody Issues	4	1	4
<b>JUVENILE COURT PLACEMENTS</b>	<b>2020</b>	<b>2019</b>	<b>2018</b>
Total Out-of-Home Placements	11	33	20
<b>Conditions Present at Removal</b> <sup>4</sup>			
Parental Alcohol Use	1	0	0
Parental Drug Use	0	10	8
Parental Alcohol and Drug Use	0	0	0
<b>CRIMINAL JUSTICE</b>	<b>FY 2021</b>	<b>FY 2020</b>	<b>FY 2019</b>
Drug Treatment Court Participants	56	50	47
Probation/Parole Admissions--Drug	57	65	91
Probation/Parole Admissions--DWI	4	4	0
Prison Admissions--Drug	17	25	38
Prison Admissions--DWI	1	0	0
<b>EMPLOYMENT</b>	<b>2020</b>	<b>2019</b>	<b>2018</b>
Labor Force	5,093	5,124	5,133
Employed	4,781	4,875	4,892
Unemployed	312	249	241
Unemployment Rate	6.1%	4.9%	4.7%

1	Multi-county Kansas City hepatitis and TB case reports are included in Jackson County totals and all Joplin case reports are included in Jasper County totals.
2	Hospital counts for alcohol, drug, and mental disorders are based on diagnosis codes determined by the national Healthcare Cost and Utilization Program. Individuals are counted only once in each applicable diagnosis group regardless of number of times receiving hospital services in the calendar year.
3	In 2019 the National Incident Based Reporting System replaced the Uniform Crime Reporting system for Missouri crime and arrest reports. 2019 crime data might not be fully comparable to crime data in prior years.
4	DSS Children's Division reports do not capture reasons for removal but document conditions present. There are often multiple conditions and factors considered when a child is placed out of the home. Only the substance use conditions are included in this profile.



# LIVINGSTON COUNTY



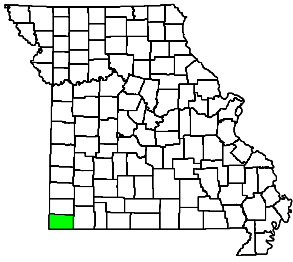
<b>PLANNING AREA</b>	Northwest
<b>SERVICE AREAS</b>	
Substance Use	13
Mental Health	13
<b>POPULATION</b>	
Census 2010	15,195
April 2020 Estimate	14,413

	2020	2019	2018
<b>BIRTHS AND DEATHS</b>			
Resident Births	181	153	152
Resident Deaths	201	186	165
COVID-19	30		
Suicide	3	3	2
Homicide	1	0	0
Alcohol Induced Deaths	5	0	4
Drug Induced Deaths	2	4	2
Smoking Attributable Deaths	25	34	22
<b>DISEASE INCIDENCE</b> <sup>1</sup>	<b>2020</b>	<b>2019</b>	<b>2018</b>
HIV Newly Diagnosed Cases	0	2	0
Hepatitis B Chronic, Acute, and Prenatal	0	2	0
Hepatitis C Chronic and Acute	51	14	13
Tuberculosis Infection Cases	3	2	1
<b>HOSPITAL</b> <sup>2</sup>	<b>2019</b>	<b>2018</b>	<b>2017</b>
<b>Alcohol Disorder Principal Diagnosis</b>			
Emergency Room, then Discharged	21	22	21
Emergency Room, then Admitted	2	3	4
Admitted without Emergency Room	13	6	6
<b>Alcohol Related (Secondary Diagnosis)</b>			
Emergency Room, then Discharged	49	52	74
Emergency Room, then Admitted	6	6	20
Admitted without Emergency Room	37	62	52
<b>Drug Disorder Principal Diagnosis</b>			
Emergency Room, then Discharged	11	18	19
Emergency Room, then Admitted	3	3	4
Admitted without Emergency Room	7	3	3
<b>Drug Related (Secondary Diagnosis)</b>			
Emergency Room, then Discharged	64	45	62
Emergency Room, then Admitted	15	10	26
Admitted without Emergency Room	64	64	68
<b>Mental Disorder Principal Diagnosis</b>			
Emergency Room, then Discharged	124	142	135
Emergency Room, then Admitted	27	33	21
Admitted without Emergency Room	83	141	68
<b>Mental Related (Secondary Diagnosis)</b>			
Emergency Room, then Discharged	201	349	291
Emergency Room, then Admitted	20	33	108
Admitted without Emergency Room	353	653	374

	2021	2020	2019
<b>ALCOHOL SALES OUTLETS</b>			
Alcohol On-premise Drink Licenses	23	22	23
Alcohol Package Carry-out Licenses	12	12	12
<b>IMPAIRED DRIVING</b>	<b>2020</b>	<b>2019</b>	<b>2018</b>
<b>Alcohol Involved Crashes</b>	12	10	10
Fatal Crashes	0	1	0
Injury Crashes	4	4	6
Property Damage Crashes	8	5	4
Crash Fatalities	0	1	0
Crash Injuries	5	13	7
<b>Drug Involved Crashes</b>	2	6	1
Fatal Crashes	0	0	0
Injury Crashes	1	2	0
Property Damage Crashes	1	4	1
Crash Fatalities	0	0	0
Crash Injuries	1	2	0
<b>POLICE REPORTS</b> <sup>3</sup>	<b>2020</b>	<b>2019</b>	<b>2018</b>
DUI Arrests, DWI Tracking System	80	57	58
Liquor Law Arrests	15	7	21
Drug Arrests	60	74	122
Violent Offenses	31	33	31
Domestic Violence Reports	97	158	72
Property Offenses	157	244	190
<b>SCHOOL REPORTS</b>	<b>2020-21</b>	<b>2019-20</b>	<b>2018-19</b>
Enrollment Grades K-12	1,993	1,981	1,976
School Discipline Involving Alcohol	0	0	1
School Discipline Involving Drugs	0	2	0
School Discipline Involving Tobacco	0	0	0
Enrollment Grades 9-12	678	615	603
Dropouts	5	0	7
<b>JUVENILE COURT REFERRALS</b>	<b>2020</b>	<b>2019</b>	<b>2018</b>
Violent Offenses	5	7	13
Alcohol Offenses	1	4	6
Drug Offenses	0	0	15
<b>Juvenile Status Offenses</b>			
School Truancy	20	10	33
Absent from Home	8	7	7
Beyond Parental Control	4	5	10
Injurious Behavior	25	16	25
Child Abuse	3	7	9
Child Neglect	23	19	29
Child Custody Issues	0	0	0
<b>JUVENILE COURT PLACEMENTS</b>	<b>2020</b>	<b>2019</b>	<b>2018</b>
Total Out-of-Home Placements	8	20	29
<b>Conditions Present at Removal</b> <sup>4</sup>			
Parental Alcohol Use	0	3	4
Parental Drug Use	3	7	17
Parental Alcohol and Drug Use	0	0	4
<b>CRIMINAL JUSTICE</b>	<b>FY 2021</b>	<b>FY 2020</b>	<b>FY 2019</b>
Drug Treatment Court Participants	0	0	0
Probation/Parole Admissions--Drug	98	112	135
Probation/Parole Admissions--DWI	6	6	2
Prison Admissions--Drug	57	66	86
Prison Admissions--DWI	2	4	0
<b>EMPLOYMENT</b>	<b>2020</b>	<b>2019</b>	<b>2018</b>
Labor Force	7,389	7,357	7,500
Employed	7,107	7,170	7,313
Unemployed	282	187	187
Unemployment Rate	3.8%	2.5%	2.5%

1	Multi-county Kansas City hepatitis and TB case reports are included in Jackson County totals and all Joplin case reports are included in Jasper County totals.
2	Hospital counts for alcohol, drug, and mental disorders are based on diagnosis codes determined by the national Healthcare Cost and Utilization Program. Individuals are counted only once in each applicable diagnosis group regardless of number of times receiving hospital services in the calendar year.
3	In 2019 the National Incident Based Reporting System replaced the Uniform Crime Reporting system for Missouri crime and arrest reports. 2019 crime data might not be fully comparable to crime data in prior years.
4	DSS Children's Division reports do not capture reasons for removal but document conditions present. There are often multiple conditions and factors considered when a child is placed out of the home. Only the substance use conditions are included in this profile.

# MC DONALD COUNTY



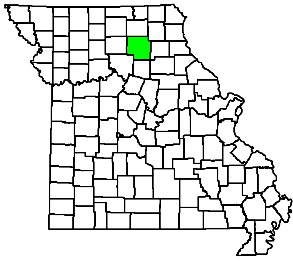
<b>PLANNING AREA</b>	Southwest
<b>SERVICE AREAS</b>	
Substance Use	9
Mental Health	9
<b>POPULATION</b>	
Census 2010	23,083
April 2020 Estimate	22,900

<b>BIRTHS AND DEATHS</b>	<b>2020</b>	<b>2019</b>	<b>2018</b>
Resident Births	315	308	364
Resident Deaths	307	250	244
COVID-19	29		
Suicide	5	6	3
Homicide	0	0	0
Alcohol Induced Deaths	7	1	2
Drug Induced Deaths	4	5	1
Smoking Attributable Deaths	51	52	46
<b>DISEASE INCIDENCE</b> <sup>1</sup>	<b>2020</b>	<b>2019</b>	<b>2018</b>
HIV Newly Diagnosed Cases	0	1	0
Hepatitis B Chronic, Acute, and Prenatal	4	5	3
Hepatitis C Chronic and Acute	24	40	30
Tuberculosis Infection Cases	2	6	9
<b>HOSPITAL</b> <sup>2</sup>	<b>2019</b>	<b>2018</b>	<b>2017</b>
<b>Alcohol Disorder Principal Diagnosis</b>			
Emergency Room, then Discharged	31	43	48
Emergency Room, then Admitted	21	26	22
Admitted without Emergency Room	18	17	12
<b>Alcohol Related (Secondary Diagnosis)</b>			
Emergency Room, then Discharged	35	33	38
Emergency Room, then Admitted	53	60	63
Admitted without Emergency Room	50	64	44
<b>Drug Disorder Principal Diagnosis</b>			
Emergency Room, then Discharged	32	31	31
Emergency Room, then Admitted	24	18	16
Admitted without Emergency Room	17	10	10
<b>Drug Related (Secondary Diagnosis)</b>			
Emergency Room, then Discharged	81	68	53
Emergency Room, then Admitted	80	77	65
Admitted without Emergency Room	76	70	73
<b>Mental Disorder Principal Diagnosis</b>			
Emergency Room, then Discharged	76	88	71
Emergency Room, then Admitted	77	104	72
Admitted without Emergency Room	66	96	70
<b>Mental Related (Secondary Diagnosis)</b>			
Emergency Room, then Discharged	285	290	242
Emergency Room, then Admitted	188	341	381
Admitted without Emergency Room	296	442	461

<b>ALCOHOL SALES OUTLETS</b>	<b>2021</b>	<b>2020</b>	<b>2019</b>
Alcohol On-premise Drink Licenses	19	16	18
Alcohol Package Carry-out Licenses	39	37	39
<b>IMPAIRED DRIVING</b>	<b>2020</b>	<b>2019</b>	<b>2018</b>
<b>Alcohol Involved Crashes</b>	49	51	43
Fatal Crashes	1	1	1
Injury Crashes	18	23	21
Property Damage Crashes	30	27	21
Crash Fatalities	1	1	1
Crash Injuries	26	33	27
<b>Drug Involved Crashes</b>	5	4	7
Fatal Crashes	0	0	2
Injury Crashes	2	2	4
Property Damage Crashes	3	2	1
Crash Fatalities	0	0	2
Crash Injuries	6	2	6
<b>POLICE REPORTS</b> <sup>3</sup>	<b>2020</b>	<b>2019</b>	<b>2018</b>
DUI Arrests, DWI Tracking System	116	112	133
Liquor Law Arrests	3	0	2
Drug Arrests	32	40	112
Violent Offenses	75	65	91
Domestic Violence Reports	116	352	452
Property Offenses	220	268	331
<b>SCHOOL REPORTS</b>	<b>2020-21</b>	<b>2019-20</b>	<b>2018-19</b>
Enrollment Grades K-12	3,396	3,556	3,617
School Discipline Involving Alcohol	0	5	2
School Discipline Involving Drugs	20	5	8
School Discipline Involving Tobacco	0	0	0
Enrollment Grades 9-12	1,067	1,100	1,096
Dropouts	26	16	21
<b>JUVENILE COURT REFERRALS</b>	<b>2020</b>	<b>2019</b>	<b>2018</b>
Violent Offenses	11	19	25
Alcohol Offenses	11	8	12
Drug Offenses	9	11	12
<b>Juvenile Status Offenses</b>			
School Truancy	3	32	32
Absent from Home	9	9	5
Beyond Parental Control	15	9	8
Injurious Behavior	14	33	23
Child Abuse	3	5	16
Child Neglect	71	143	126
Child Custody Issues	0	0	0
<b>JUVENILE COURT PLACEMENTS</b>	<b>2020</b>	<b>2019</b>	<b>2018</b>
Total Out-of-Home Placements	60	65	52
<b>Conditions Present at Removal</b> <sup>4</sup>			
Parental Alcohol Use	3	3	1
Parental Drug Use	20	22	23
Parental Alcohol and Drug Use	1	0	1
<b>CRIMINAL JUSTICE</b>	<b>FY 2021</b>	<b>FY 2020</b>	<b>FY 2019</b>
Drug Treatment Court Participants	61	53	50
Probation/Parole Admissions--Drug	33	27	44
Probation/Parole Admissions--DWI	20	17	12
Prison Admissions--Drug	7	6	14
Prison Admissions--DWI	5	2	2
<b>EMPLOYMENT</b>	<b>2020</b>	<b>2019</b>	<b>2018</b>
Labor Force	10,578	10,690	10,507
Employed	10,052	10,334	10,188
Unemployed	526	356	319
Unemployment Rate	5.0%	3.3%	3.0%

1	Multi-county Kansas City hepatitis and TB case reports are included in Jackson County totals and all Joplin case reports are included in Jasper County totals.
2	Hospital counts for alcohol, drug, and mental disorders are based on diagnosis codes determined by the national Healthcare Cost and Utilization Program. Individuals are counted only once in each applicable diagnosis group regardless of number of times receiving hospital services in the calendar year.
3	In 2019 the National Incident Based Reporting System replaced the Uniform Crime Reporting system for Missouri crime and arrest reports. 2019 crime data might not be fully comparable to crime data in prior years.
4	DSS Children's Division reports do not capture reasons for removal but document conditions present. There are often multiple conditions and factors considered when a child is placed out of the home. Only the substance use conditions are included in this profile.

# MACON COUNTY



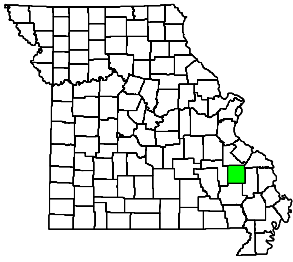
<b>PLANNING AREA</b>	Central
<b>SERVICE AREAS</b>	
Substance Use	14
Mental Health	14
<b>POPULATION</b>	
Census 2010	15,566
April 2020 Estimate	15,095

<b>BIRTHS AND DEATHS</b>	<b>2020</b>	<b>2019</b>	<b>2018</b>
Resident Births	180	164	179
Resident Deaths	268	212	215
COVID-19	14		
Suicide	7	3	5
Homicide	0	0	2
Alcohol Induced Deaths	0	1	3
Drug Induced Deaths	1	0	0
Smoking Attributable Deaths	42	43	33
<b>DISEASE INCIDENCE</b> <sup>1</sup>	<b>2020</b>	<b>2019</b>	<b>2018</b>
HIV Newly Diagnosed Cases	0	0	0
Hepatitis B Chronic, Acute, and Prenatal	0	0	1
Hepatitis C Chronic and Acute	3	1	7
Tuberculosis Infection Cases	1	2	0
<b>HOSPITAL</b> <sup>2</sup>	<b>2019</b>	<b>2018</b>	<b>2017</b>
<b>Alcohol Disorder Principal Diagnosis</b>			
Emergency Room, then Discharged	18	25	17
Emergency Room, then Admitted	6	3	3
Admitted without Emergency Room	5	9	3
<b>Alcohol Related (Secondary Diagnosis)</b>			
Emergency Room, then Discharged	4	17	10
Emergency Room, then Admitted	18	24	24
Admitted without Emergency Room	28	29	41
<b>Drug Disorder Principal Diagnosis</b>			
Emergency Room, then Discharged	7	3	16
Emergency Room, then Admitted	7	3	0
Admitted without Emergency Room	1	3	2
<b>Drug Related (Secondary Diagnosis)</b>			
Emergency Room, then Discharged	10	15	15
Emergency Room, then Admitted	21	28	25
Admitted without Emergency Room	30	26	30
<b>Mental Disorder Principal Diagnosis</b>			
Emergency Room, then Discharged	99	125	102
Emergency Room, then Admitted	34	44	24
Admitted without Emergency Room	37	66	31
<b>Mental Related (Secondary Diagnosis)</b>			
Emergency Room, then Discharged	138	183	110
Emergency Room, then Admitted	98	165	155
Admitted without Emergency Room	316	574	440

<b>ALCOHOL SALES OUTLETS</b>	<b>2021</b>	<b>2020</b>	<b>2019</b>
Alcohol On-premise Drink Licenses	19	20	20
Alcohol Package Carry-out Licenses	21	21	21
<b>IMPAIRED DRIVING</b>	<b>2020</b>	<b>2019</b>	<b>2018</b>
<b>Alcohol Involved Crashes</b>	8	9	14
Fatal Crashes	0	0	1
Injury Crashes	5	4	4
Property Damage Crashes	3	5	9
Crash Fatalities	0	1	1
Crash Injuries	8	4	5
<b>Drug Involved Crashes</b>	3	4	3
Fatal Crashes	0	0	0
Injury Crashes	3	0	2
Property Damage Crashes	0	4	1
Crash Fatalities	0	0	0
Crash Injuries	3	0	3
<b>POLICE REPORTS</b> <sup>3</sup>	<b>2020</b>	<b>2019</b>	<b>2018</b>
DUI Arrests, DWI Tracking System	49	45	68
Liquor Law Arrests	2	3	12
Drug Arrests	80	71	135
Violent Offenses	27	15	18
Domestic Violence Reports	158	122	112
Property Offenses	161	227	205
<b>SCHOOL REPORTS</b>	<b>2020-21</b>	<b>2019-20</b>	<b>2018-19</b>
Enrollment Grades K-12	2,082	2,128	2,163
School Discipline Involving Alcohol	0	0	3
School Discipline Involving Drugs	0	1	0
School Discipline Involving Tobacco	0	0	0
Enrollment Grades 9-12	715	694	694
Dropouts	0	0	0
<b>JUVENILE COURT REFERRALS</b>	<b>2020</b>	<b>2019</b>	<b>2018</b>
Violent Offenses	4	9	8
Alcohol Offenses	1	0	0
Drug Offenses	1	0	4
<b>Juvenile Status Offenses</b>			
School Truancy	14	43	30
Absent from Home	2	3	2
Beyond Parental Control	14	23	15
Injurious Behavior	25	37	30
Child Abuse	4	10	25
Child Neglect	39	60	77
Child Custody Issues	2	2	0
<b>JUVENILE COURT PLACEMENTS</b>	<b>2020</b>	<b>2019</b>	<b>2018</b>
Total Out-of-Home Placements	27	47	42
<b>Conditions Present at Removal</b> <sup>4</sup>			
Parental Alcohol Use	4	1	0
Parental Drug Use	7	25	27
Parental Alcohol and Drug Use	0	1	0
<b>CRIMINAL JUSTICE</b>	<b>FY 2021</b>	<b>FY 2020</b>	<b>FY 2019</b>
Drug Treatment Court Participants	24	24	27
Probation/Parole Admissions--Drug	38	35	57
Probation/Parole Admissions--DWI	2	4	3
Prison Admissions--Drug	10	14	20
Prison Admissions--DWI	1	0	0
<b>EMPLOYMENT</b>	<b>2020</b>	<b>2019</b>	<b>2018</b>
Labor Force	7,435	7,535	7,661
Employed	7,079	7,280	7,436
Unemployed	356	255	225
Unemployment Rate	4.8%	3.4%	2.9%

1	Multi-county Kansas City hepatitis and TB case reports are included in Jackson County totals and all Joplin case reports are included in Jasper County totals.
2	Hospital counts for alcohol, drug, and mental disorders are based on diagnosis codes determined by the national Healthcare Cost and Utilization Program. Individuals are counted only once in each applicable diagnosis group regardless of number of times receiving hospital services in the calendar year.
3	In 2019 the National Incident Based Reporting System replaced the Uniform Crime Reporting system for Missouri crime and arrest reports. 2019 crime data might not be fully comparable to crime data in prior years.
4	DSS Children's Division reports do not capture reasons for removal but document conditions present. There are often multiple conditions and factors considered when a child is placed out of the home. Only the substance use conditions are included in this profile.

# MADISON COUNTY



<b>PLANNING AREA</b>	Southeast
<b>SERVICE AREAS</b>	
Substance Use	21
Mental Health	21
<b>POPULATION</b>	
Census 2010	12,226
April 2020 Estimate	12,113

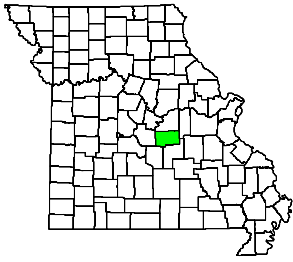
	2020	2019	2018
<b>BIRTHS AND DEATHS</b>			
Resident Births	132	124	151
Resident Deaths	210	148	176
COVID-19	22		
Suicide	3	1	3
Homicide	1	1	0
Alcohol Induced Deaths	0	0	0
Drug Induced Deaths	7	1	3
Smoking Attributable Deaths	28	33	36
<b>DISEASE INCIDENCE</b> <sup>1</sup>	<b>2020</b>	<b>2019</b>	<b>2018</b>
HIV Newly Diagnosed Cases	0	0	1
Hepatitis B Chronic, Acute, and Prenatal	0	0	0
Hepatitis C Chronic and Acute	7	3	9
Tuberculosis Infection Cases	5	1	3
<b>HOSPITAL</b> <sup>2</sup>	<b>2019</b>	<b>2018</b>	<b>2017</b>
<b>Alcohol Disorder Principal Diagnosis</b>			
Emergency Room, then Discharged	21	13	11
Emergency Room, then Admitted	3	0	0
Admitted without Emergency Room	9	3	5
<b>Alcohol Related (Secondary Diagnosis)</b>			
Emergency Room, then Discharged	26	26	22
Emergency Room, then Admitted	12	18	14
Admitted without Emergency Room	26	35	32
<b>Drug Disorder Principal Diagnosis</b>			
Emergency Room, then Discharged	18	17	30
Emergency Room, then Admitted	2	2	2
Admitted without Emergency Room	6	9	7
<b>Drug Related (Secondary Diagnosis)</b>			
Emergency Room, then Discharged	85	47	77
Emergency Room, then Admitted	29	25	33
Admitted without Emergency Room	54	71	74
<b>Mental Disorder Principal Diagnosis</b>			
Emergency Room, then Discharged	135	197	124
Emergency Room, then Admitted	23	38	27
Admitted without Emergency Room	55	108	70
<b>Mental Related (Secondary Diagnosis)</b>			
Emergency Room, then Discharged	408	483	372
Emergency Room, then Admitted	82	175	154
Admitted without Emergency Room	170	344	338

	2021	2020	2019
<b>ALCOHOL SALES OUTLETS</b>			
Alcohol On-premise Drink Licenses	9	11	12
Alcohol Package Carry-out Licenses	13	13	12
<b>IMPAIRED DRIVING</b>	<b>2020</b>	<b>2019</b>	<b>2018</b>
<b>Alcohol Involved Crashes</b>	18	8	7
Fatal Crashes	0	1	0
Injury Crashes	7	5	2
Property Damage Crashes	11	2	5
Crash Fatalities	0	0	0
Crash Injuries	9	6	4
<b>Drug Involved Crashes</b>	4	2	2
Fatal Crashes	0	1	0
Injury Crashes	3	0	0
Property Damage Crashes	1	1	2
Crash Fatalities	0	1	0
Crash Injuries	3	0	0
<b>POLICE REPORTS</b> <sup>3</sup>	<b>2020</b>	<b>2019</b>	<b>2018</b>
DUI Arrests, DWI Tracking System	44	30	27
Liquor Law Arrests	0	0	1
Drug Arrests	16	8	37
Violent Offenses	30	34	33
Domestic Violence Reports	73	153	113
Property Offenses	113	148	135
<b>SCHOOL REPORTS</b>	<b>2020-21</b>	<b>2019-20</b>	<b>2018-19</b>
Enrollment Grades K-12	2,078	2,048	2,056
School Discipline Involving Alcohol	0	0	4
School Discipline Involving Drugs	0	0	3
School Discipline Involving Tobacco	0	0	0
Enrollment Grades 9-12	635	597	610
Dropouts	7	0	0
<b>JUVENILE COURT REFERRALS</b>	<b>2020</b>	<b>2019</b>	<b>2018</b>
Violent Offenses	8	10	15
Alcohol Offenses	0	4	0
Drug Offenses	1	3	3
<b>Juvenile Status Offenses</b>			
School Truancy	7	30	28
Absent from Home	0	0	0
Beyond Parental Control	2	3	0
Injurious Behavior	6	4	3
Child Abuse	9	0	2
Child Neglect	7	20	23
Child Custody Issues	0	1	1
<b>JUVENILE COURT PLACEMENTS</b>	<b>2020</b>	<b>2019</b>	<b>2018</b>
Total Out-of-Home Placements	17	20	23
<b>Conditions Present at Removal</b> <sup>4</sup>			
Parental Alcohol Use	1	0	2
Parental Drug Use	5	8	18
Parental Alcohol and Drug Use	1	0	2
<b>CRIMINAL JUSTICE</b>	<b>FY 2021</b>	<b>FY 2020</b>	<b>FY 2019</b>
Drug Treatment Court Participants	8	8	7
Probation/Parole Admissions--Drug	19	24	28
Probation/Parole Admissions--DWI	1	1	1
Prison Admissions--Drug	9	4	21
Prison Admissions--DWI	0	0	1
<b>EMPLOYMENT</b>	<b>2020</b>	<b>2019</b>	<b>2018</b>
Labor Force	5,475	5,484	5,464
Employed	5,117	5,295	5,270
Unemployed	358	189	194
Unemployment Rate	6.5%	3.4%	3.6%

1	Multi-county Kansas City hepatitis and TB case reports are included in Jackson County totals and all Joplin case reports are included in Jasper County totals.
2	Hospital counts for alcohol, drug, and mental disorders are based on diagnosis codes determined by the national Healthcare Cost and Utilization Program. Individuals are counted only once in each applicable diagnosis group regardless of number of times receiving hospital services in the calendar year.
3	In 2019 the National Incident Based Reporting System replaced the Uniform Crime Reporting system for Missouri crime and arrest reports. 2019 crime data might not be fully comparable to crime data in prior years.
4	DSS Children's Division reports do not capture reasons for removal but document conditions present. There are often multiple conditions and factors considered when a child is placed out of the home. Only the substance use conditions are included in this profile.



# MARIES COUNTY



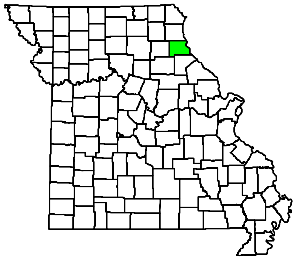
<b>PLANNING AREA</b>	Southeast
<b>SERVICE AREAS</b>	
Substance Use	17
Mental Health	17A
<b>POPULATION</b>	
Census 2010	9,176
April 2020 Estimate	8,795

<b>BIRTHS AND DEATHS</b>	<b>2020</b>	<b>2019</b>	<b>2018</b>
Resident Births	101	91	91
Resident Deaths	152	113	94
COVID-19	13		
Suicide	1	0	0
Homicide	0	1	0
Alcohol Induced Deaths	0	1	1
Drug Induced Deaths	6	0	5
Smoking Attributable Deaths	23	20	17
<b>DISEASE INCIDENCE</b> <sup>1</sup>	<b>2020</b>	<b>2019</b>	<b>2018</b>
HIV Newly Diagnosed Cases	2	0	0
Hepatitis B Chronic, Acute, and Prenatal	0	2	1
Hepatitis C Chronic and Acute	9	7	4
Tuberculosis Infection Cases	1	1	0
<b>HOSPITAL</b> <sup>2</sup>	<b>2019</b>	<b>2018</b>	<b>2017</b>
<b>Alcohol Disorder Principal Diagnosis</b>			
Emergency Room, then Discharged	7	15	6
Emergency Room, then Admitted	3	10	2
Admitted without Emergency Room	4	3	1
<b>Alcohol Related (Secondary Diagnosis)</b>			
Emergency Room, then Discharged	10	9	12
Emergency Room, then Admitted	24	26	29
Admitted without Emergency Room	14	10	16
<b>Drug Disorder Principal Diagnosis</b>			
Emergency Room, then Discharged	7	8	12
Emergency Room, then Admitted	1	3	3
Admitted without Emergency Room	5	1	3
<b>Drug Related (Secondary Diagnosis)</b>			
Emergency Room, then Discharged	10	9	17
Emergency Room, then Admitted	22	21	22
Admitted without Emergency Room	15	16	16
<b>Mental Disorder Principal Diagnosis</b>			
Emergency Room, then Discharged	35	36	34
Emergency Room, then Admitted	20	27	26
Admitted without Emergency Room	23	40	23
<b>Mental Related (Secondary Diagnosis)</b>			
Emergency Room, then Discharged	92	197	150
Emergency Room, then Admitted	108	195	152
Admitted without Emergency Room	79	114	106

<b>ALCOHOL SALES OUTLETS</b>	<b>2021</b>	<b>2020</b>	<b>2019</b>
Alcohol On-premise Drink Licenses	10	9	10
Alcohol Package Carry-out Licenses	11	12	13
<b>IMPAIRED DRIVING</b>	<b>2020</b>	<b>2019</b>	<b>2018</b>
<b>Alcohol Involved Crashes</b>	12	2	6
Fatal Crashes	1	1	0
Injury Crashes	4	0	1
Property Damage Crashes	7	1	5
Crash Fatalities	1	1	0
Crash Injuries	4	2	1
<b>Drug Involved Crashes</b>	0	0	2
Fatal Crashes	0	0	0
Injury Crashes	0	0	0
Property Damage Crashes	0	0	2
Crash Fatalities	0	0	0
Crash Injuries	0	0	0
<b>POLICE REPORTS</b> <sup>3</sup>	<b>2020</b>	<b>2019</b>	<b>2018</b>
DUI Arrests, DWI Tracking System	26	27	27
Liquor Law Arrests	0	1	2
Drug Arrests	43	54	70
Violent Offenses	29	27	20
Domestic Violence Reports	22	29	39
Property Offenses	50	108	65
<b>SCHOOL REPORTS</b>	<b>2020-21</b>	<b>2019-20</b>	<b>2018-19</b>
Enrollment Grades K-12	1,143	1,131	1,162
School Discipline Involving Alcohol	0	0	0
School Discipline Involving Drugs	0	0	0
School Discipline Involving Tobacco	0	0	0
Enrollment Grades 9-12	386	370	384
Dropouts	6	6	0
<b>JUVENILE COURT REFERRALS</b>	<b>2020</b>	<b>2019</b>	<b>2018</b>
Violent Offenses	1	1	0
Alcohol Offenses	0	0	0
Drug Offenses	0	0	0
<b>Juvenile Status Offenses</b>			
School Truancy	1	2	9
Absent from Home	0	0	0
Beyond Parental Control	1	2	1
Injurious Behavior	4	7	10
Child Abuse	8	8	3
Child Neglect	20	43	24
Child Custody Issues	0	0	2
<b>JUVENILE COURT PLACEMENTS</b>	<b>2020</b>	<b>2019</b>	<b>2018</b>
Total Out-of-Home Placements	21	15	10
<b>Conditions Present at Removal</b> <sup>4</sup>			
Parental Alcohol Use	0	0	0
Parental Drug Use	14	9	4
Parental Alcohol and Drug Use	0	0	0
<b>CRIMINAL JUSTICE</b>	<b>FY 2021</b>	<b>FY 2020</b>	<b>FY 2019</b>
Drug Treatment Court Participants	0	0	0
Probation/Parole Admissions--Drug	24	36	29
Probation/Parole Admissions--DWI	6	4	2
Prison Admissions--Drug	4	5	12
Prison Admissions--DWI	0	3	0
<b>EMPLOYMENT</b>	<b>2020</b>	<b>2019</b>	<b>2018</b>
Labor Force	3,909	3,884	3,874
Employed	3,720	3,747	3,746
Unemployed	189	137	128
Unemployment Rate	4.8%	3.5%	3.3%

1	Multi-county Kansas City hepatitis and TB case reports are included in Jackson County totals and all Joplin case reports are included in Jasper County totals.
2	Hospital counts for alcohol, drug, and mental disorders are based on diagnosis codes determined by the national Healthcare Cost and Utilization Program. Individuals are counted only once in each applicable diagnosis group regardless of number of times receiving hospital services in the calendar year.
3	In 2019 the National Incident Based Reporting System replaced the Uniform Crime Reporting system for Missouri crime and arrest reports. 2019 crime data might not be fully comparable to crime data in prior years.
4	DSS Children's Division reports do not capture reasons for removal but document conditions present. There are often multiple conditions and factors considered when a child is placed out of the home. Only the substance use conditions are included in this profile.

# MARION COUNTY



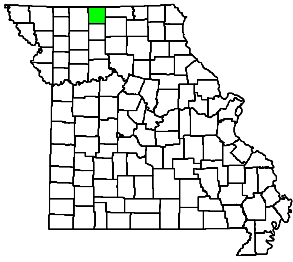
<b>PLANNING AREA</b>	Central
<b>SERVICE AREAS</b>	
Substance Use	14
Mental Health	14
<b>POPULATION</b>	
Census 2010	28,781
April 2020 Estimate	28,423

<b>BIRTHS AND DEATHS</b>	<b>2020</b>	<b>2019</b>	<b>2018</b>
Resident Births	300	360	354
Resident Deaths	374	347	341
COVID-19	40		
Suicide	4	7	7
Homicide	1	0	0
Alcohol Induced Deaths	5	2	2
Drug Induced Deaths	4	10	5
Smoking Attributable Deaths	57	48	51
<b>DISEASE INCIDENCE</b> <sup>1</sup>	<b>2020</b>	<b>2019</b>	<b>2018</b>
HIV Newly Diagnosed Cases	0	1	1
Hepatitis B Chronic, Acute, and Prenatal	2	1	0
Hepatitis C Chronic and Acute	21	27	28
Tuberculosis Infection Cases	8	6	1
<b>HOSPITAL</b> <sup>2</sup>	<b>2019</b>	<b>2018</b>	<b>2017</b>
<b>Alcohol Disorder Principal Diagnosis</b>			
Emergency Room, then Discharged	47	59	85
Emergency Room, then Admitted	9	12	8
Admitted without Emergency Room	8	1	9
<b>Alcohol Related (Secondary Diagnosis)</b>			
Emergency Room, then Discharged	73	68	87
Emergency Room, then Admitted	73	86	80
Admitted without Emergency Room	40	33	51
<b>Drug Disorder Principal Diagnosis</b>			
Emergency Room, then Discharged	42	36	37
Emergency Room, then Admitted	13	9	6
Admitted without Emergency Room	6	5	8
<b>Drug Related (Secondary Diagnosis)</b>			
Emergency Room, then Discharged	57	61	154
Emergency Room, then Admitted	86	74	97
Admitted without Emergency Room	67	55	74
<b>Mental Disorder Principal Diagnosis</b>			
Emergency Room, then Discharged	187	248	213
Emergency Room, then Admitted	50	55	43
Admitted without Emergency Room	113	142	126
<b>Mental Related (Secondary Diagnosis)</b>			
Emergency Room, then Discharged	374	306	507
Emergency Room, then Admitted	415	683	479
Admitted without Emergency Room	201	389	441

<b>ALCOHOL SALES OUTLETS</b>	<b>2021</b>	<b>2020</b>	<b>2019</b>
Alcohol On-premise Drink Licenses	50	51	53
Alcohol Package Carry-out Licenses	39	43	41
<b>IMPAIRED DRIVING</b>	<b>2020</b>	<b>2019</b>	<b>2018</b>
<b>Alcohol Involved Crashes</b>	40	38	35
Fatal Crashes	0	1	1
Injury Crashes	21	11	11
Property Damage Crashes	19	26	23
Crash Fatalities	0	1	1
Crash Injuries	24	16	13
<b>Drug Involved Crashes</b>	11	8	14
Fatal Crashes	0	0	1
Injury Crashes	8	5	4
Property Damage Crashes	3	3	9
Crash Fatalities	0	0	1
Crash Injuries	14	5	4
<b>POLICE REPORTS</b> <sup>3</sup>	<b>2020</b>	<b>2019</b>	<b>2018</b>
DUI Arrests, DWI Tracking System	132	124	123
Liquor Law Arrests	2	62	64
Drug Arrests	289	287	440
Violent Offenses	86	101	109
Domestic Violence Reports	215	255	277
Property Offenses	1,069	1,128	1,196
<b>SCHOOL REPORTS</b>	<b>2020-21</b>	<b>2019-20</b>	<b>2018-19</b>
Enrollment Grades K-12	4,665	4,726	4,744
School Discipline Involving Alcohol	0	1	2
School Discipline Involving Drugs	6	3	10
School Discipline Involving Tobacco	0	0	0
Enrollment Grades 9-12	1,491	1,395	1,411
Dropouts	16	7	11
<b>JUVENILE COURT REFERRALS</b>	<b>2020</b>	<b>2019</b>	<b>2018</b>
Violent Offenses	9	19	23
Alcohol Offenses	0	2	5
Drug Offenses	1	6	6
<b>Juvenile Status Offenses</b>			
School Truancy	10	22	45
Absent from Home	0	0	2
Beyond Parental Control	40	24	30
Injurious Behavior	19	20	32
Child Abuse	3	2	5
Child Neglect	5	36	31
Child Custody Issues	0	9	6
<b>JUVENILE COURT PLACEMENTS</b>	<b>2020</b>	<b>2019</b>	<b>2018</b>
Total Out-of-Home Placements	44	69	81
<b>Conditions Present at Removal</b> <sup>4</sup>			
Parental Alcohol Use	4	3	3
Parental Drug Use	17	23	40
Parental Alcohol and Drug Use	0	2	0
<b>CRIMINAL JUSTICE</b>	<b>FY 2021</b>	<b>FY 2020</b>	<b>FY 2019</b>
Drug Treatment Court Participants	29	37	36
Probation/Parole Admissions--Drug	121	142	207
Probation/Parole Admissions--DWI	3	3	9
Prison Admissions--Drug	66	67	97
Prison Admissions--DWI	1	0	4
<b>EMPLOYMENT</b>	<b>2020</b>	<b>2019</b>	<b>2018</b>
Labor Force	14,299	14,565	14,450
Employed	13,612	14,104	14,003
Unemployed	687	461	447
Unemployment Rate	4.8%	3.2%	3.1%

1	Multi-county Kansas City hepatitis and TB case reports are included in Jackson County totals and all Joplin case reports are included in Jasper County totals.
2	Hospital counts for alcohol, drug, and mental disorders are based on diagnosis codes determined by the national Healthcare Cost and Utilization Program. Individuals are counted only once in each applicable diagnosis group regardless of number of times receiving hospital services in the calendar year.
3	In 2019 the National Incident Based Reporting System replaced the Uniform Crime Reporting system for Missouri crime and arrest reports. 2019 crime data might not be fully comparable to crime data in prior years.
4	DSS Children's Division reports do not capture reasons for removal but document conditions present. There are often multiple conditions and factors considered when a child is placed out of the home. Only the substance use conditions are included in this profile.

# MERCER COUNTY



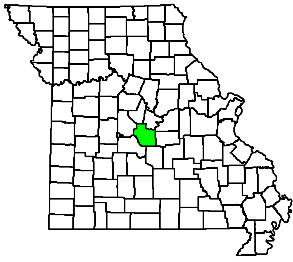
<b>PLANNING AREA</b>	Northwest
<b>SERVICE AREAS</b>	
Substance Use	13
Mental Health	13
<b>POPULATION</b>	
Census 2010	3,785
April 2020 Estimate	3,558

<b>BIRTHS AND DEATHS</b>	2020	2019	2018
Resident Births	46	47	43
Resident Deaths	70	36	54
COVID-19	10		
Suicide	3	0	1
Homicide	0	0	0
Alcohol Induced Deaths	1	0	0
Drug Induced Deaths	0	0	0
Smoking Attributable Deaths	9	6	10
<b>DISEASE INCIDENCE</b> <sup>1</sup>	2020	2019	2018
HIV Newly Diagnosed Cases	0	0	0
Hepatitis B Chronic, Acute, and Prenatal	0	1	0
Hepatitis C Chronic and Acute	2	2	0
Tuberculosis Infection Cases	0	1	0
<b>HOSPITAL</b> <sup>2</sup>	2019	2018	2017
<b>Alcohol Disorder Principal Diagnosis</b>			
Emergency Room, then Discharged	2	0	11
Emergency Room, then Admitted	0	0	1
Admitted without Emergency Room	1	0	3
<b>Alcohol Related (Secondary Diagnosis)</b>			
Emergency Room, then Discharged	7	4	2
Emergency Room, then Admitted	1	1	3
Admitted without Emergency Room	12	3	8
<b>Drug Disorder Principal Diagnosis</b>			
Emergency Room, then Discharged	1	3	1
Emergency Room, then Admitted	0	2	0
Admitted without Emergency Room	1	2	0
<b>Drug Related (Secondary Diagnosis)</b>			
Emergency Room, then Discharged	9	7	7
Emergency Room, then Admitted	1	2	1
Admitted without Emergency Room	6	5	6
<b>Mental Disorder Principal Diagnosis</b>			
Emergency Room, then Discharged	15	8	19
Emergency Room, then Admitted	2	6	6
Admitted without Emergency Room	9	9	12
<b>Mental Related (Secondary Diagnosis)</b>			
Emergency Room, then Discharged	31	48	50
Emergency Room, then Admitted	3	9	10
Admitted without Emergency Room	65	108	79

<b>ALCOHOL SALES OUTLETS</b>	2021	2020	2019
Alcohol On-premise Drink Licenses	2	2	3
Alcohol Package Carry-out Licenses	7	7	7
<b>IMPAIRED DRIVING</b>	2020	2019	2018
<b>Alcohol Involved Crashes</b>	1	2	3
Fatal Crashes	0	0	1
Injury Crashes	1	1	1
Property Damage Crashes	0	1	1
Crash Fatalities	0	0	1
Crash Injuries	2	1	1
<b>Drug Involved Crashes</b>	0	1	0
Fatal Crashes	0	0	0
Injury Crashes	0	1	0
Property Damage Crashes	0	0	0
Crash Fatalities	0	0	0
Crash Injuries	0	1	0
<b>POLICE REPORTS</b> <sup>3</sup>	2020	2019	2018
DUI Arrests, DWI Tracking System	2	6	8
Liquor Law Arrests	0	0	0
Drug Arrests	0	2	4
Violent Offenses	2	0	0
Domestic Violence Reports	0	0	3
Property Offenses	7	2	19
<b>SCHOOL REPORTS</b>	2020-21	2019-20	2018-19
Enrollment Grades K-12	493	505	547
School Discipline Involving Alcohol	0	0	0
School Discipline Involving Drugs	0	0	0
School Discipline Involving Tobacco	0	0	0
Enrollment Grades 9-12	166	164	189
Dropouts	0	0	0
<b>JUVENILE COURT REFERRALS</b>	2020	2019	2018
Violent Offenses	4	4	3
Alcohol Offenses	1	0	1
Drug Offenses	0	4	0
<b>Juvenile Status Offenses</b>			
School Truancy	0	4	1
Absent from Home	0	2	0
Beyond Parental Control	1	0	1
Injurious Behavior	0	6	6
Child Abuse	6	5	1
Child Neglect	13	8	11
Child Custody Issues	0	1	0
<b>JUVENILE COURT PLACEMENTS</b>	2020	2019	2018
Total Out-of-Home Placements	0	3	1
<b>Conditions Present at Removal</b> <sup>4</sup>	2020	2019	2018
Parental Alcohol Use	0	0	0
Parental Drug Use	0	3	1
Parental Alcohol and Drug Use	0	0	0
<b>CRIMINAL JUSTICE</b>	FY 2021	FY 2020	FY 2019
Drug Treatment Court Participants	2	1	2
Probation/Parole Admissions--Drug	3	3	8
Probation/Parole Admissions--DWI	0	0	0
Prison Admissions--Drug	2	3	5
Prison Admissions--DWI	0	0	0
<b>EMPLOYMENT</b>	2020	2019	2018
Labor Force	1,889	1,861	1,910
Employed	1,821	1,802	1,850
Unemployed	68	59	60
Unemployment Rate	3.6%	3.2%	3.1%

1	Multi-county Kansas City hepatitis and TB case reports are included in Jackson County totals and all Joplin case reports are included in Jasper County totals.
2	Hospital counts for alcohol, drug, and mental disorders are based on diagnosis codes determined by the national Healthcare Cost and Utilization Program. Individuals are counted only once in each applicable diagnosis group regardless of number of times receiving hospital services in the calendar year.
3	In 2019 the National Incident Based Reporting System replaced the Uniform Crime Reporting system for Missouri crime and arrest reports. 2019 crime data might not be fully comparable to crime data in prior years.
4	DSS Children's Division reports do not capture reasons for removal but document conditions present. There are often multiple conditions and factors considered when a child is placed out of the home. Only the substance use conditions are included in this profile.

# MILLER COUNTY



<b>PLANNING AREA</b>	Central
<b>SERVICE AREAS</b>	
Substance Use	11
Mental Health	11
<b>POPULATION</b>	
Census 2010	24,748
April 2020 Estimate	25,791

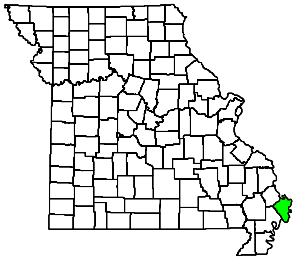
<b>BIRTHS AND DEATHS</b>	<b>2020</b>	<b>2019</b>	<b>2018</b>
Resident Births	299	300	335
Resident Deaths	347	297	294
COVID-19	38		
Suicide	1	5	2
Homicide	1	2	1
Alcohol Induced Deaths	3	4	3
Drug Induced Deaths	2	6	3
Smoking Attributable Deaths	52	51	53
<b>DISEASE INCIDENCE</b> <sup>1</sup>	<b>2020</b>	<b>2019</b>	<b>2018</b>
HIV Newly Diagnosed Cases	0	1	0
Hepatitis B Chronic, Acute, and Prenatal	1	1	2
Hepatitis C Chronic and Acute	21	18	9
Tuberculosis Infection Cases	0	4	1
<b>HOSPITAL</b> <sup>2</sup>	<b>2019</b>	<b>2018</b>	<b>2017</b>
<b>Alcohol Disorder Principal Diagnosis</b>			
Emergency Room, then Discharged	32	63	46
Emergency Room, then Admitted	8	11	19
Admitted without Emergency Room	6	19	23
<b>Alcohol Related (Secondary Diagnosis)</b>			
Emergency Room, then Discharged	49	61	52
Emergency Room, then Admitted	30	57	58
Admitted without Emergency Room	44	56	73
<b>Drug Disorder Principal Diagnosis</b>			
Emergency Room, then Discharged	39	42	37
Emergency Room, then Admitted	10	7	16
Admitted without Emergency Room	8	7	7
<b>Drug Related (Secondary Diagnosis)</b>			
Emergency Room, then Discharged	63	70	88
Emergency Room, then Admitted	61	57	71
Admitted without Emergency Room	61	65	83
<b>Mental Disorder Principal Diagnosis</b>			
Emergency Room, then Discharged	186	250	180
Emergency Room, then Admitted	68	102	66
Admitted without Emergency Room	65	121	79
<b>Mental Related (Secondary Diagnosis)</b>			
Emergency Room, then Discharged	443	767	428
Emergency Room, then Admitted	150	312	303
Admitted without Emergency Room	283	444	378

<b>ALCOHOL SALES OUTLETS</b>	<b>2021</b>	<b>2020</b>	<b>2019</b>
Alcohol On-premise Drink Licenses	67	61	64
Alcohol Package Carry-out Licenses	35	33	38
<b>IMPAIRED DRIVING</b>	<b>2020</b>	<b>2019</b>	<b>2018</b>
<b>Alcohol Involved Crashes</b>	46	46	27
Fatal Crashes	2	1	1
Injury Crashes	19	18	10
Property Damage Crashes	25	27	16
Crash Fatalities	2	5	1
Crash Injuries	22	23	14
<b>Drug Involved Crashes</b>	8	6	10
Fatal Crashes	1	0	1
Injury Crashes	2	2	4
Property Damage Crashes	5	4	5
Crash Fatalities	1	0	1
Crash Injuries	2	2	4
<b>POLICE REPORTS</b> <sup>3</sup>	<b>2020</b>	<b>2019</b>	<b>2018</b>
DUI Arrests, DWI Tracking System	151	162	163
Liquor Law Arrests	0	0	20
Drug Arrests	144	256	392
Violent Offenses	34	35	64
Domestic Violence Reports	138	213	218
Property Offenses	364	377	371
<b>SCHOOL REPORTS</b>	<b>2020-21</b>	<b>2019-20</b>	<b>2018-19</b>
Enrollment Grades K-12	4,920	4,960	4,892
School Discipline Involving Alcohol	0	8	1
School Discipline Involving Drugs	0	10	22
School Discipline Involving Tobacco	0	2	1
Enrollment Grades 9-12	1,540	1,533	1,456
Dropouts	8	0	0
<b>JUVENILE COURT REFERRALS</b>	<b>2020</b>	<b>2019</b>	<b>2018</b>
Violent Offenses	6	13	12
Alcohol Offenses	5	2	3
Drug Offenses	1	5	4
<b>Juvenile Status Offenses</b>			
School Truancy	12	15	18
Absent from Home	2	5	3
Beyond Parental Control	18	6	4
Injurious Behavior	2	17	9
Child Abuse	25	27	8
Child Neglect	40	61	25
Child Custody Issues	57	39	50
<b>JUVENILE COURT PLACEMENTS</b>	<b>2020</b>	<b>2019</b>	<b>2018</b>
Total Out-of-Home Placements	24	38	16
<b>Conditions Present at Removal</b> <sup>4</sup>			
Parental Alcohol Use	0	2	0
Parental Drug Use	14	10	7
Parental Alcohol and Drug Use	2	0	0
<b>CRIMINAL JUSTICE</b>	<b>FY 2021</b>	<b>FY 2020</b>	<b>FY 2019</b>
Drug Treatment Court Participants	4	6	4
Probation/Parole Admissions--Drug	77	113	139
Probation/Parole Admissions--DWI	4	10	6
Prison Admissions--Drug	34	43	54
Prison Admissions--DWI	2	3	1
<b>EMPLOYMENT</b>	<b>2020</b>	<b>2019</b>	<b>2018</b>
Labor Force	12,308	12,313	12,112
Employed	11,547	11,850	11,669
Unemployed	761	463	443
Unemployment Rate	6.2%	3.8%	3.7%

1	Multi-county Kansas City hepatitis and TB case reports are included in Jackson County totals and all Joplin case reports are included in Jasper County totals.
2	Hospital counts for alcohol, drug, and mental disorders are based on diagnosis codes determined by the national Healthcare Cost and Utilization Program. Individuals are counted only once in each applicable diagnosis group regardless of number of times receiving hospital services in the calendar year.
3	In 2019 the National Incident Based Reporting System replaced the Uniform Crime Reporting system for Missouri crime and arrest reports. 2019 crime data might not be fully comparable to crime data in prior years.
4	DSS Children's Division reports do not capture reasons for removal but document conditions present. There are often multiple conditions and factors considered when a child is placed out of the home. Only the substance use conditions are included in this profile.



# MISSISSIPPI COUNTY



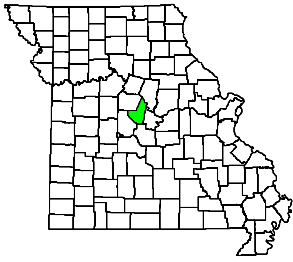
<b>PLANNING AREA</b>	Southeast
<b>SERVICE AREAS</b>	
Substance Use	20
Mental Health	20
<b>POPULATION</b>	
Census 2010	14,358
April 2020 Estimate	12,691

<b>BIRTHS AND DEATHS</b>	<b>2020</b>	<b>2019</b>	<b>2018</b>
Resident Births	146	152	159
Resident Deaths	219	175	196
COVID-19	24		
Suicide	2	2	3
Homicide	3	2	1
Alcohol Induced Deaths	1	0	0
Drug Induced Deaths	1	1	4
Smoking Attributable Deaths	38	38	39
<b>DISEASE INCIDENCE</b> <sup>1</sup>	<b>2020</b>	<b>2019</b>	<b>2018</b>
HIV Newly Diagnosed Cases	0	1	2
Hepatitis B Chronic, Acute, and Prenatal	0	2	0
Hepatitis C Chronic and Acute	13	37	33
Tuberculosis Infection Cases	3	2	0
<b>HOSPITAL</b> <sup>2</sup>	<b>2019</b>	<b>2018</b>	<b>2017</b>
<b>Alcohol Disorder Principal Diagnosis</b>			
Emergency Room, then Discharged	29	14	16
Emergency Room, then Admitted	0	1	2
Admitted without Emergency Room	11	7	2
<b>Alcohol Related (Secondary Diagnosis)</b>			
Emergency Room, then Discharged	20	36	22
Emergency Room, then Admitted	10	4	32
Admitted without Emergency Room	40	40	45
<b>Drug Disorder Principal Diagnosis</b>			
Emergency Room, then Discharged	42	34	26
Emergency Room, then Admitted	8	7	7
Admitted without Emergency Room	20	7	16
<b>Drug Related (Secondary Diagnosis)</b>			
Emergency Room, then Discharged	111	91	73
Emergency Room, then Admitted	19	20	68
Admitted without Emergency Room	93	112	128
<b>Mental Disorder Principal Diagnosis</b>			
Emergency Room, then Discharged	103	105	54
Emergency Room, then Admitted	12	22	40
Admitted without Emergency Room	65	108	80
<b>Mental Related (Secondary Diagnosis)</b>			
Emergency Room, then Discharged	333	604	295
Emergency Room, then Admitted	28	45	269
Admitted without Emergency Room	303	490	391

<b>ALCOHOL SALES OUTLETS</b>	<b>2021</b>	<b>2020</b>	<b>2019</b>
Alcohol On-premise Drink Licenses	8	8	8
Alcohol Package Carry-out Licenses	14	13	13
<b>IMPAIRED DRIVING</b>	<b>2020</b>	<b>2019</b>	<b>2018</b>
<b>Alcohol Involved Crashes</b>	7	11	10
Fatal Crashes	0	0	1
Injury Crashes	1	7	4
Property Damage Crashes	6	4	5
Crash Fatalities	0	0	1
Crash Injuries	2	14	5
<b>Drug Involved Crashes</b>	2	4	2
Fatal Crashes	0	0	0
Injury Crashes	1	4	2
Property Damage Crashes	1	0	0
Crash Fatalities	0	0	0
Crash Injuries	1	7	2
<b>POLICE REPORTS</b> <sup>3</sup>	<b>2020</b>	<b>2019</b>	<b>2018</b>
DUI Arrests, DWI Tracking System	40	63	39
Liquor Law Arrests	1	0	10
Drug Arrests	25	40	87
Violent Offenses	47	56	46
Domestic Violence Reports	36	57	59
Property Offenses	137	158	215
<b>SCHOOL REPORTS</b>	<b>2020-21</b>	<b>2019-20</b>	<b>2018-19</b>
Enrollment Grades K-12	1,815	1,874	1,983
School Discipline Involving Alcohol	0	0	0
School Discipline Involving Drugs	0	2	1
School Discipline Involving Tobacco	0	0	0
Enrollment Grades 9-12	572	581	602
Dropouts	16	5	5
<b>JUVENILE COURT REFERRALS</b>	<b>2020</b>	<b>2019</b>	<b>2018</b>
Violent Offenses	14	11	15
Alcohol Offenses	2	0	2
Drug Offenses	4	1	7
<b>Juvenile Status Offenses</b>			
School Truancy	49	64	12
Absent from Home	1	1	4
Beyond Parental Control	5	4	6
Injurious Behavior	4	1	5
Child Abuse	0	1	1
Child Neglect	22	36	41
Child Custody Issues	0	0	0
<b>JUVENILE COURT PLACEMENTS</b>	<b>2020</b>	<b>2019</b>	<b>2018</b>
Total Out-of-Home Placements	17	28	33
<b>Conditions Present at Removal</b> <sup>4</sup>			
Parental Alcohol Use	0	0	5
Parental Drug Use	11	25	20
Parental Alcohol and Drug Use	0	0	3
<b>CRIMINAL JUSTICE</b>	<b>FY 2021</b>	<b>FY 2020</b>	<b>FY 2019</b>
Drug Treatment Court Participants	22	22	14
Probation/Parole Admissions--Drug	37	54	65
Probation/Parole Admissions--DWI	4	3	2
Prison Admissions--Drug	18	35	38
Prison Admissions--DWI	2	3	0
<b>EMPLOYMENT</b>	<b>2020</b>	<b>2019</b>	<b>2018</b>
Labor Force	5,701	5,792	5,937
Employed	5,396	5,555	5,710
Unemployed	305	237	227
Unemployment Rate	5.3%	4.1%	3.8%

1	Multi-county Kansas City hepatitis and TB case reports are included in Jackson County totals and all Joplin case reports are included in Jasper County totals.
2	Hospital counts for alcohol, drug, and mental disorders are based on diagnosis codes determined by the national Healthcare Cost and Utilization Program. Individuals are counted only once in each applicable diagnosis group regardless of number of times receiving hospital services in the calendar year.
3	In 2019 the National Incident Based Reporting System replaced the Uniform Crime Reporting system for Missouri crime and arrest reports. 2019 crime data might not be fully comparable to crime data in prior years.
4	DSS Children's Division reports do not capture reasons for removal but document conditions present. There are often multiple conditions and factors considered when a child is placed out of the home. Only the substance use conditions are included in this profile.

# MONITEAU COUNTY



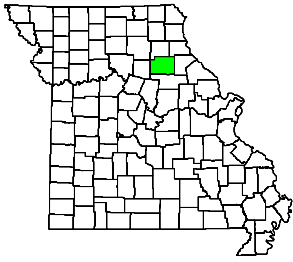
<b>PLANNING AREA</b>	Central
<b>SERVICE AREAS</b>	
Substance Use	11
Mental Health	12
<b>POPULATION</b>	
Census 2010	15,607
April 2020 Estimate	15,585

<b>BIRTHS AND DEATHS</b>	2020	2019	2018
Resident Births	188	186	209
Resident Deaths	199	149	175
COVID-19	21		
Suicide	7	1	3
Homicide	0	1	1
Alcohol Induced Deaths	1	1	1
Drug Induced Deaths	3	1	2
Smoking Attributable Deaths	24	34	26
<b>DISEASE INCIDENCE</b> <sup>1</sup>	2020	2019	2018
HIV Newly Diagnosed Cases	0	0	1
Hepatitis B Chronic, Acute, and Prenatal	1	0	3
Hepatitis C Chronic and Acute	55	19	12
Tuberculosis Infection Cases	2	0	0
<b>HOSPITAL</b> <sup>2</sup>	2019	2018	2017
<b>Alcohol Disorder Principal Diagnosis</b>			
Emergency Room, then Discharged	13	22	8
Emergency Room, then Admitted	6	8	4
Admitted without Emergency Room	2	3	0
<b>Alcohol Related (Secondary Diagnosis)</b>			
Emergency Room, then Discharged	10	25	22
Emergency Room, then Admitted	23	39	28
Admitted without Emergency Room	10	26	14
<b>Drug Disorder Principal Diagnosis</b>			
Emergency Room, then Discharged	5	14	10
Emergency Room, then Admitted	6	4	4
Admitted without Emergency Room	1	3	1
<b>Drug Related (Secondary Diagnosis)</b>			
Emergency Room, then Discharged	32	34	34
Emergency Room, then Admitted	30	45	43
Admitted without Emergency Room	24	24	21
<b>Mental Disorder Principal Diagnosis</b>			
Emergency Room, then Discharged	105	113	95
Emergency Room, then Admitted	43	61	38
Admitted without Emergency Room	35	41	23
<b>Mental Related (Secondary Diagnosis)</b>			
Emergency Room, then Discharged	297	605	358
Emergency Room, then Admitted	133	297	203
Admitted without Emergency Room	103	165	138

<b>ALCOHOL SALES OUTLETS</b>	2021	2020	2019
Alcohol On-premise Drink Licenses	11	10	8
Alcohol Package Carry-out Licenses	16	15	15
<b>IMPAIRED DRIVING</b>	2020	2019	2018
<b>Alcohol Involved Crashes</b>	8	7	13
Fatal Crashes	0	0	2
Injury Crashes	3	1	5
Property Damage Crashes	5	6	6
Crash Fatalities	0	0	2
Crash Injuries	3	1	9
<b>Drug Involved Crashes</b>	1	1	0
Fatal Crashes	0	0	0
Injury Crashes	1	0	0
Property Damage Crashes	0	1	0
Crash Fatalities	0	0	0
Crash Injuries	3	0	0
<b>POLICE REPORTS</b> <sup>3</sup>	2020	2019	2018
DUI Arrests, DWI Tracking System	38	49	41
Liquor Law Arrests	0	0	0
Drug Arrests	12	23	47
Violent Offenses	1	20	14
Domestic Violence Reports	7	47	42
Property Offenses	15	64	68
<b>SCHOOL REPORTS</b>	2020-21	2019-20	2018-19
Enrollment Grades K-12	2,346	2,386	2,380
School Discipline Involving Alcohol	7	0	0
School Discipline Involving Drugs	0	3	1
School Discipline Involving Tobacco	0	0	0
Enrollment Grades 9-12	721	721	723
Dropouts	0	0	5
<b>JUVENILE COURT REFERRALS</b>	2020	2019	2018
Violent Offenses	2	2	5
Alcohol Offenses	0	0	0
Drug Offenses	0	0	2
<b>Juvenile Status Offenses</b>			
School Truancy	4	8	8
Absent from Home	0	2	2
Beyond Parental Control	4	0	0
Injurious Behavior	4	5	3
Child Abuse	3	3	0
Child Neglect	6	20	8
Child Custody Issues	1	1	0
<b>JUVENILE COURT PLACEMENTS</b>	2020	2019	2018
Total Out-of-Home Placements	7	12	6
<b>Conditions Present at Removal</b> <sup>4</sup>	2020	2019	2018
Parental Alcohol Use	0	0	0
Parental Drug Use	4	5	4
Parental Alcohol and Drug Use	0	0	0
<b>CRIMINAL JUSTICE</b>	FY 2021	FY 2020	FY 2019
Drug Treatment Court Participants	3	4	2
Probation/Parole Admissions--Drug	44	49	65
Probation/Parole Admissions--DWI	1	3	1
Prison Admissions--Drug	8	14	15
Prison Admissions--DWI	0	0	0
<b>EMPLOYMENT</b>	2020	2019	2018
Labor Force	7,368	7,313	7,223
Employed	7,055	7,097	7,007
Unemployed	313	216	216
Unemployment Rate	4.2%	3.0%	3.0%

1	Multi-county Kansas City hepatitis and TB case reports are included in Jackson County totals and all Joplin case reports are included in Jasper County totals.
2	Hospital counts for alcohol, drug, and mental disorders are based on diagnosis codes determined by the national Healthcare Cost and Utilization Program. Individuals are counted only once in each applicable diagnosis group regardless of number of times receiving hospital services in the calendar year.
3	In 2019 the National Incident Based Reporting System replaced the Uniform Crime Reporting system for Missouri crime and arrest reports. 2019 crime data might not be fully comparable to crime data in prior years.
4	DSS Children's Division reports do not capture reasons for removal but document conditions present. There are often multiple conditions and factors considered when a child is placed out of the home. Only the substance use conditions are included in this profile.

# MONROE COUNTY



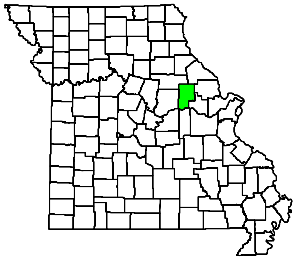
<b>PLANNING AREA</b>	Central
<b>SERVICE AREAS</b>	
Substance Use	15
Mental Health	15
<b>POPULATION</b>	
Census 2010	8,840
April 2020 Estimate	8,672

	2020	2019	2018
<b>BIRTHS AND DEATHS</b>			
Resident Births	99	90	94
Resident Deaths	127	114	103
COVID-19	16		
Suicide	2	2	0
Homicide	1	0	0
Alcohol Induced Deaths	0	0	0
Drug Induced Deaths	1	2	0
Smoking Attributable Deaths	20	22	19
<b>DISEASE INCIDENCE</b> <sup>1</sup>	<b>2020</b>	<b>2019</b>	<b>2018</b>
HIV Newly Diagnosed Cases	0	1	1
Hepatitis B Chronic, Acute, and Prenatal	0	0	0
Hepatitis C Chronic and Acute	4	2	4
Tuberculosis Infection Cases	1	1	2
<b>HOSPITAL</b> <sup>2</sup>	<b>2019</b>	<b>2018</b>	<b>2017</b>
<b>Alcohol Disorder Principal Diagnosis</b>			
Emergency Room, then Discharged	3	8	11
Emergency Room, then Admitted	1	1	2
Admitted without Emergency Room	1	1	1
<b>Alcohol Related (Secondary Diagnosis)</b>			
Emergency Room, then Discharged	6	12	11
Emergency Room, then Admitted	15	21	23
Admitted without Emergency Room	2	19	16
<b>Drug Disorder Principal Diagnosis</b>			
Emergency Room, then Discharged	11	7	15
Emergency Room, then Admitted	1	1	1
Admitted without Emergency Room	0	2	4
<b>Drug Related (Secondary Diagnosis)</b>			
Emergency Room, then Discharged	8	11	20
Emergency Room, then Admitted	16	16	18
Admitted without Emergency Room	9	21	10
<b>Mental Disorder Principal Diagnosis</b>			
Emergency Room, then Discharged	31	47	45
Emergency Room, then Admitted	24	20	16
Admitted without Emergency Room	19	27	14
<b>Mental Related (Secondary Diagnosis)</b>			
Emergency Room, then Discharged	96	147	165
Emergency Room, then Admitted	109	179	168
Admitted without Emergency Room	94	179	163

	2021	2020	2019
<b>ALCOHOL SALES OUTLETS</b>			
Alcohol On-premise Drink Licenses	14	13	14
Alcohol Package Carry-out Licenses	14	13	12
<b>IMPAIRED DRIVING</b>	<b>2020</b>	<b>2019</b>	<b>2018</b>
<b>Alcohol Involved Crashes</b>	5	7	3
Fatal Crashes	0	0	1
Injury Crashes	3	1	0
Property Damage Crashes	2	6	2
Crash Fatalities	0	0	1
Crash Injuries	3	3	4
<b>Drug Involved Crashes</b>	1	2	0
Fatal Crashes	0	0	0
Injury Crashes	1	2	0
Property Damage Crashes	0	0	0
Crash Fatalities	0	0	0
Crash Injuries	1	3	0
<b>POLICE REPORTS</b> <sup>3</sup>	<b>2020</b>	<b>2019</b>	<b>2018</b>
DUI Arrests, DWI Tracking System	18	20	29
Liquor Law Arrests	0	0	0
Drug Arrests	36	20	61
Violent Offenses	16	7	38
Domestic Violence Reports	16	10	66
Property Offenses	43	64	77
<b>SCHOOL REPORTS</b>	<b>2020-21</b>	<b>2019-20</b>	<b>2018-19</b>
Enrollment Grades K-12	1,365	1,403	1,385
School Discipline Involving Alcohol	0	0	0
School Discipline Involving Drugs	0	1	6
School Discipline Involving Tobacco	0	0	0
Enrollment Grades 9-12	467	483	479
Dropouts	0	0	0
<b>JUVENILE COURT REFERRALS</b>	<b>2020</b>	<b>2019</b>	<b>2018</b>
Violent Offenses	0	3	4
Alcohol Offenses	0	0	1
Drug Offenses	1	1	3
<b>Juvenile Status Offenses</b>			
School Truancy	4	4	3
Absent from Home	2	2	0
Beyond Parental Control	8	4	10
Injurious Behavior	1	6	11
Child Abuse	1	5	0
Child Neglect	0	18	15
Child Custody Issues	1	4	8
<b>JUVENILE COURT PLACEMENTS</b>	<b>2020</b>	<b>2019</b>	<b>2018</b>
Total Out-of-Home Placements	7	14	20
<b>Conditions Present at Removal</b> <sup>4</sup>			
Parental Alcohol Use	0	2	4
Parental Drug Use	1	1	7
Parental Alcohol and Drug Use	0	0	0
<b>CRIMINAL JUSTICE</b>	<b>FY 2021</b>	<b>FY 2020</b>	<b>FY 2019</b>
Drug Treatment Court Participants	0	0	0
Probation/Parole Admissions--Drug	25	20	40
Probation/Parole Admissions--DWI	1	2	1
Prison Admissions--Drug	7	11	16
Prison Admissions--DWI	1	0	1
<b>EMPLOYMENT</b>	<b>2020</b>	<b>2019</b>	<b>2018</b>
Labor Force	3,789	3,872	3,960
Employed	3,564	3,711	3,819
Unemployed	225	161	141
Unemployment Rate	5.9%	4.2%	3.6%

1	Multi-county Kansas City hepatitis and TB case reports are included in Jackson County totals and all Joplin case reports are included in Jasper County totals.
2	Hospital counts for alcohol, drug, and mental disorders are based on diagnosis codes determined by the national Healthcare Cost and Utilization Program. Individuals are counted only once in each applicable diagnosis group regardless of number of times receiving hospital services in the calendar year.
3	In 2019 the National Incident Based Reporting System replaced the Uniform Crime Reporting system for Missouri crime and arrest reports. 2019 crime data might not be fully comparable to crime data in prior years.
4	DSS Children's Division reports do not capture reasons for removal but document conditions present. There are often multiple conditions and factors considered when a child is placed out of the home. Only the substance use conditions are included in this profile.

# MONTGOMERY COUNTY



<b>PLANNING AREA</b>	Central
<b>SERVICE AREAS</b>	
Substance Use	15
Mental Health	15
<b>POPULATION</b>	
Census 2010	12,236
April 2020 Estimate	11,294

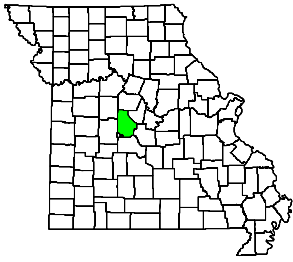
<b>BIRTHS AND DEATHS</b>	<b>2020</b>	<b>2019</b>	<b>2018</b>
Resident Births	120	127	149
Resident Deaths	195	193	150
COVID-19	15		
Suicide	3	5	3
Homicide	0	0	0
Alcohol Induced Deaths	1	0	0
Drug Induced Deaths	5	4	2
Smoking Attributable Deaths	38	32	38
<b>DISEASE INCIDENCE</b> <sup>1</sup>	<b>2020</b>	<b>2019</b>	<b>2018</b>
HIV Newly Diagnosed Cases	1	1	0
Hepatitis B Chronic, Acute, and Prenatal	1	0	0
Hepatitis C Chronic and Acute	8	8	5
Tuberculosis Infection Cases	0	1	1
<b>HOSPITAL</b> <sup>2</sup>	<b>2019</b>	<b>2018</b>	<b>2017</b>
<b>Alcohol Disorder Principal Diagnosis</b>			
Emergency Room, then Discharged	19	21	17
Emergency Room, then Admitted	3	8	5
Admitted without Emergency Room	4	2	5
<b>Alcohol Related (Secondary Diagnosis)</b>			
Emergency Room, then Discharged	27	27	25
Emergency Room, then Admitted	41	43	42
Admitted without Emergency Room	15	14	27
<b>Drug Disorder Principal Diagnosis</b>			
Emergency Room, then Discharged	17	21	13
Emergency Room, then Admitted	5	9	5
Admitted without Emergency Room	6	7	11
<b>Drug Related (Secondary Diagnosis)</b>			
Emergency Room, then Discharged	46	36	53
Emergency Room, then Admitted	52	71	70
Admitted without Emergency Room	40	48	51
<b>Mental Disorder Principal Diagnosis</b>			
Emergency Room, then Discharged	116	99	95
Emergency Room, then Admitted	73	108	80
Admitted without Emergency Room	37	51	51
<b>Mental Related (Secondary Diagnosis)</b>			
Emergency Room, then Discharged	169	275	490
Emergency Room, then Admitted	202	369	312
Admitted without Emergency Room	138	208	175

<b>ALCOHOL SALES OUTLETS</b>	<b>2021</b>	<b>2020</b>	<b>2019</b>
Alcohol On-premise Drink Licenses	15	16	18
Alcohol Package Carry-out Licenses	19	20	20
<b>IMPAIRED DRIVING</b>	<b>2020</b>	<b>2019</b>	<b>2018</b>
<b>Alcohol Involved Crashes</b>	16	13	13
Fatal Crashes	1	0	1
Injury Crashes	9	6	5
Property Damage Crashes	6	7	7
Crash Fatalities	1	0	2
Crash Injuries	14	7	5
<b>Drug Involved Crashes</b>	3	3	2
Fatal Crashes	0	1	0
Injury Crashes	3	2	1
Property Damage Crashes	0	0	1
Crash Fatalities	0	1	0
Crash Injuries	4	4	1
<b>POLICE REPORTS</b> <sup>3</sup>	<b>2020</b>	<b>2019</b>	<b>2018</b>
DUI Arrests, DWI Tracking System	36	48	48
Liquor Law Arrests	0	2	6
Drug Arrests	37	118	166
Violent Offenses	4	3	10
Domestic Violence Reports	51	54	76
Property Offenses	128	98	137
<b>SCHOOL REPORTS</b>	<b>2020-21</b>	<b>2019-20</b>	<b>2018-19</b>
Enrollment Grades K-12	1,412	1,504	1,536
School Discipline Involving Alcohol	0	0	0
School Discipline Involving Drugs	0	1	5
School Discipline Involving Tobacco	0	0	0
Enrollment Grades 9-12	461	483	488
Dropouts	6	0	5
<b>JUVENILE COURT REFERRALS</b>	<b>2020</b>	<b>2019</b>	<b>2018</b>
Violent Offenses	5	6	10
Alcohol Offenses	0	2	0
Drug Offenses	4	0	4
<b>Juvenile Status Offenses</b>			
School Truancy	2	5	7
Absent from Home	6	1	8
Beyond Parental Control	8	11	12
Injurious Behavior	41	16	42
Child Abuse	4	17	4
Child Neglect	20	19	15
Child Custody Issues	0	1	1
<b>JUVENILE COURT PLACEMENTS</b>	<b>2020</b>	<b>2019</b>	<b>2018</b>
Total Out-of-Home Placements	18	15	17
<b>Conditions Present at Removal</b> <sup>4</sup>			
Parental Alcohol Use	0	0	3
Parental Drug Use	14	5	6
Parental Alcohol and Drug Use	0	0	2
<b>CRIMINAL JUSTICE</b>	<b>FY 2021</b>	<b>FY 2020</b>	<b>FY 2019</b>
Drug Treatment Court Participants	8	8	8
Probation/Parole Admissions--Drug	41	75	116
Probation/Parole Admissions--DWI	3	2	0
Prison Admissions--Drug	14	24	36
Prison Admissions--DWI	1	2	1
<b>EMPLOYMENT</b>	<b>2020</b>	<b>2019</b>	<b>2018</b>
Labor Force	5,750	5,738	5,693
Employed	5,464	5,558	5,529
Unemployed	286	180	164
Unemployment Rate	5.0%	3.1%	2.9%

1	Multi-county Kansas City hepatitis and TB case reports are included in Jackson County totals and all Joplin case reports are included in Jasper County totals.
2	Hospital counts for alcohol, drug, and mental disorders are based on diagnosis codes determined by the national Healthcare Cost and Utilization Program. Individuals are counted only once in each applicable diagnosis group regardless of number of times receiving hospital services in the calendar year.
3	In 2019 the National Incident Based Reporting System replaced the Uniform Crime Reporting system for Missouri crime and arrest reports. 2019 crime data might not be fully comparable to crime data in prior years.
4	DSS Children's Division reports do not capture reasons for removal but document conditions present. There are often multiple conditions and factors considered when a child is placed out of the home. Only the substance use conditions are included in this profile.



# MORGAN COUNTY



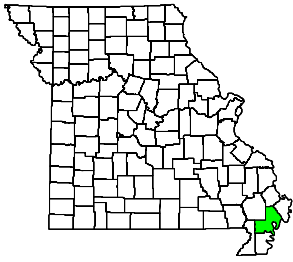
<b>PLANNING AREA</b>	Central
<b>SERVICE AREAS</b>	
Substance Use	12
Mental Health	12
<b>POPULATION</b>	
Census 2010	20,565
April 2020 Estimate	20,716

<b>BIRTHS AND DEATHS</b>	<b>2020</b>	<b>2019</b>	<b>2018</b>
Resident Births	272	234	267
Resident Deaths	338	287	312
COVID-19	31		
Suicide	2	3	7
Homicide	2	0	2
Alcohol Induced Deaths	1	6	1
Drug Induced Deaths	3	0	3
Smoking Attributable Deaths	59	57	67
<b>DISEASE INCIDENCE</b> <sup>1</sup>	<b>2020</b>	<b>2019</b>	<b>2018</b>
HIV Newly Diagnosed Cases	1	0	0
Hepatitis B Chronic, Acute, and Prenatal	0	0	1
Hepatitis C Chronic and Acute	12	14	11
Tuberculosis Infection Cases	1	1	0
<b>HOSPITAL</b> <sup>2</sup>	<b>2019</b>	<b>2018</b>	<b>2017</b>
<b>Alcohol Disorder Principal Diagnosis</b>			
Emergency Room, then Discharged	22	29	37
Emergency Room, then Admitted	10	12	17
Admitted without Emergency Room	8	12	12
<b>Alcohol Related (Secondary Diagnosis)</b>			
Emergency Room, then Discharged	47	36	32
Emergency Room, then Admitted	32	53	69
Admitted without Emergency Room	67	79	69
<b>Drug Disorder Principal Diagnosis</b>			
Emergency Room, then Discharged	23	27	26
Emergency Room, then Admitted	1	6	6
Admitted without Emergency Room	6	10	13
<b>Drug Related (Secondary Diagnosis)</b>			
Emergency Room, then Discharged	56	51	52
Emergency Room, then Admitted	46	61	70
Admitted without Emergency Room	80	67	80
<b>Mental Disorder Principal Diagnosis</b>			
Emergency Room, then Discharged	134	149	131
Emergency Room, then Admitted	53	85	72
Admitted without Emergency Room	69	122	64
<b>Mental Related (Secondary Diagnosis)</b>			
Emergency Room, then Discharged	543	894	549
Emergency Room, then Admitted	150	317	314
Admitted without Emergency Room	304	574	435

1	Multi-county Kansas City hepatitis and TB case reports are included in Jackson County totals and all Joplin case reports are included in Jasper County totals.
2	Hospital counts for alcohol, drug, and mental disorders are based on diagnosis codes determined by the national Healthcare Cost and Utilization Program. Individuals are counted only once in each applicable diagnosis group regardless of number of times receiving hospital services in the calendar year.
3	In 2019 the National Incident Based Reporting System replaced the Uniform Crime Reporting system for Missouri crime and arrest reports. 2019 crime data might not be fully comparable to crime data in prior years.
4	DSS Children's Division reports do not capture reasons for removal but document conditions present. There are often multiple conditions and factors considered when a child is placed out of the home. Only the substance use conditions are included in this profile.

<b>ALCOHOL SALES OUTLETS</b>	<b>2021</b>	<b>2020</b>	<b>2019</b>
Alcohol On-premise Drink Licenses	53	47	48
Alcohol Package Carry-out Licenses	35	35	32
<b>IMPAIRED DRIVING</b>	<b>2020</b>	<b>2019</b>	<b>2018</b>
<b>Alcohol Involved Crashes</b>	32	32	21
Fatal Crashes	3	1	3
Injury Crashes	12	14	3
Property Damage Crashes	17	17	15
Crash Fatalities	3	1	3
Crash Injuries	16	21	5
<b>Drug Involved Crashes</b>	4	0	0
Fatal Crashes	2	0	0
Injury Crashes	1	0	0
Property Damage Crashes	1	0	0
Crash Fatalities	2	0	0
Crash Injuries	1	0	0
<b>POLICE REPORTS</b> <sup>3</sup>	<b>2020</b>	<b>2019</b>	<b>2018</b>
DUI Arrests, DWI Tracking System	56	63	67
Liquor Law Arrests	2	0	2
Drug Arrests	22	146	177
Violent Offenses	30	107	60
Domestic Violence Reports	58	366	296
Property Offenses	87	237	255
<b>SCHOOL REPORTS</b>	<b>2020-21</b>	<b>2019-20</b>	<b>2018-19</b>
Enrollment Grades K-12	1,923	2,016	1,995
School Discipline Involving Alcohol	0	1	2
School Discipline Involving Drugs	0	0	8
School Discipline Involving Tobacco	0	0	0
Enrollment Grades 9-12	619	612	562
Dropouts	0	0	0
<b>JUVENILE COURT REFERRALS</b>	<b>2020</b>	<b>2019</b>	<b>2018</b>
Violent Offenses	13	19	13
Alcohol Offenses	0	0	1
Drug Offenses	0	8	4
<b>Juvenile Status Offenses</b>			
School Truancy	1	9	4
Absent from Home	3	2	5
Beyond Parental Control	2	4	2
Injurious Behavior	6	5	14
Child Abuse	22	18	13
Child Neglect	15	59	18
Child Custody Issues	54	42	38
<b>JUVENILE COURT PLACEMENTS</b>	<b>2020</b>	<b>2019</b>	<b>2018</b>
Total Out-of-Home Placements	27	51	27
<b>Conditions Present at Removal</b> <sup>4</sup>			
Parental Alcohol Use	0	2	1
Parental Drug Use	16	19	10
Parental Alcohol and Drug Use	3	2	0
<b>CRIMINAL JUSTICE</b>	<b>FY 2021</b>	<b>FY 2020</b>	<b>FY 2019</b>
Drug Treatment Court Participants	0	0	0
Probation/Parole Admissions--Drug	112	137	155
Probation/Parole Admissions--DWI	4	8	6
Prison Admissions--Drug	41	63	65
Prison Admissions--DWI	3	4	2
<b>EMPLOYMENT</b>	<b>2020</b>	<b>2019</b>	<b>2018</b>
Labor Force	8,273	8,127	7,945
Employed	7,755	7,776	7,606
Unemployed	518	351	339
Unemployment Rate	6.3%	4.3%	4.3%

# NEW MADRID COUNTY



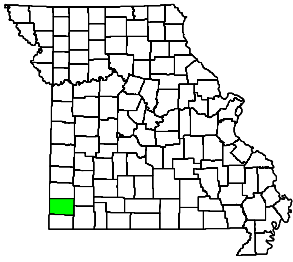
<b>PLANNING AREA</b>	Southeast
<b>SERVICE AREAS</b>	
Substance Use	20
Mental Health	20
<b>POPULATION</b>	
Census 2010	18,956
April 2020 Estimate	16,693

<b>BIRTHS AND DEATHS</b>	<b>2020</b>	<b>2019</b>	<b>2018</b>
Resident Births	199	246	193
Resident Deaths	337	250	273
COVID-19	37		
Suicide	0	7	4
Homicide	5	1	0
Alcohol Induced Deaths	2	1	0
Drug Induced Deaths	6	0	7
Smoking Attributable Deaths	57	48	53
<b>DISEASE INCIDENCE</b> <sup>1</sup>	<b>2020</b>	<b>2019</b>	<b>2018</b>
HIV Newly Diagnosed Cases	0	0	1
Hepatitis B Chronic, Acute, and Prenatal	0	0	1
Hepatitis C Chronic and Acute	6	11	10
Tuberculosis Infection Cases	1	3	0
<b>HOSPITAL</b> <sup>2</sup>	<b>2019</b>	<b>2018</b>	<b>2017</b>
<b>Alcohol Disorder Principal Diagnosis</b>			
Emergency Room, then Discharged	16	16	21
Emergency Room, then Admitted	3	4	7
Admitted without Emergency Room	5	8	8
<b>Alcohol Related (Secondary Diagnosis)</b>			
Emergency Room, then Discharged	28	44	31
Emergency Room, then Admitted	15	24	38
Admitted without Emergency Room	59	66	82
<b>Drug Disorder Principal Diagnosis</b>			
Emergency Room, then Discharged	39	38	20
Emergency Room, then Admitted	4	13	7
Admitted without Emergency Room	22	28	28
<b>Drug Related (Secondary Diagnosis)</b>			
Emergency Room, then Discharged	88	123	66
Emergency Room, then Admitted	29	34	60
Admitted without Emergency Room	90	126	142
<b>Mental Disorder Principal Diagnosis</b>			
Emergency Room, then Discharged	148	183	121
Emergency Room, then Admitted	17	44	37
Admitted without Emergency Room	144	189	133
<b>Mental Related (Secondary Diagnosis)</b>			
Emergency Room, then Discharged	413	918	405
Emergency Room, then Admitted	68	161	322
Admitted without Emergency Room	330	729	607

<b>ALCOHOL SALES OUTLETS</b>	<b>2021</b>	<b>2020</b>	<b>2019</b>
Alcohol On-premise Drink Licenses	8	9	11
Alcohol Package Carry-out Licenses	30	26	26
<b>IMPAIRED DRIVING</b>	<b>2020</b>	<b>2019</b>	<b>2018</b>
<b>Alcohol Involved Crashes</b>	19	8	17
Fatal Crashes	2	0	1
Injury Crashes	4	3	7
Property Damage Crashes	13	5	9
Crash Fatalities	3	0	1
Crash Injuries	6	3	9
<b>Drug Involved Crashes</b>	3	5	2
Fatal Crashes	1	1	0
Injury Crashes	0	0	2
Property Damage Crashes	2	4	0
Crash Fatalities	1	1	0
Crash Injuries	0	0	3
<b>POLICE REPORTS</b> <sup>3</sup>	<b>2020</b>	<b>2019</b>	<b>2018</b>
DUI Arrests, DWI Tracking System	57	77	93
Liquor Law Arrests	0	0	0
Drug Arrests	22	28	131
Violent Offenses	68	93	31
Domestic Violence Reports	58	209	59
Property Offenses	168	234	142
<b>SCHOOL REPORTS</b>	<b>2020-21</b>	<b>2019-20</b>	<b>2018-19</b>
Enrollment Grades K-12	2,390	2,431	2,409
School Discipline Involving Alcohol	0	1	0
School Discipline Involving Drugs	0	1	6
School Discipline Involving Tobacco	0	2	0
Enrollment Grades 9-12	746	713	705
Dropouts	6	0	8
<b>JUVENILE COURT REFERRALS</b>	<b>2020</b>	<b>2019</b>	<b>2018</b>
Violent Offenses	11	15	8
Alcohol Offenses	0	0	3
Drug Offenses	5	15	14
<b>Juvenile Status Offenses</b>			
School Truancy	18	16	14
Absent from Home	5	11	9
Beyond Parental Control	19	28	45
Injurious Behavior	35	58	76
Child Abuse	12	30	20
Child Neglect	44	109	113
Child Custody Issues	1	0	0
<b>JUVENILE COURT PLACEMENTS</b>	<b>2020</b>	<b>2019</b>	<b>2018</b>
Total Out-of-Home Placements	33	75	70
<b>Conditions Present at Removal</b> <sup>4</sup>			
Parental Alcohol Use	0	5	0
Parental Drug Use	25	30	52
Parental Alcohol and Drug Use	0	0	0
<b>CRIMINAL JUSTICE</b>	<b>FY 2021</b>	<b>FY 2020</b>	<b>FY 2019</b>
Drug Treatment Court Participants	7	9	7
Probation/Parole Admissions--Drug	94	105	146
Probation/Parole Admissions--DWI	6	13	8
Prison Admissions--Drug	26	28	62
Prison Admissions--DWI	1	5	1
<b>EMPLOYMENT</b>	<b>2020</b>	<b>2019</b>	<b>2018</b>
Labor Force	8,483	8,236	8,046
Employed	7,991	7,880	7,662
Unemployed	492	356	384
Unemployment Rate	5.8%	4.3%	4.8%

1	Multi-county Kansas City hepatitis and TB case reports are included in Jackson County totals and all Joplin case reports are included in Jasper County totals.
2	Hospital counts for alcohol, drug, and mental disorders are based on diagnosis codes determined by the national Healthcare Cost and Utilization Program. Individuals are counted only once in each applicable diagnosis group regardless of number of times receiving hospital services in the calendar year.
3	In 2019 the National Incident Based Reporting System replaced the Uniform Crime Reporting system for Missouri crime and arrest reports. 2019 crime data might not be fully comparable to crime data in prior years.
4	DSS Children's Division reports do not capture reasons for removal but document conditions present. There are often multiple conditions and factors considered when a child is placed out of the home. Only the substance use conditions are included in this profile.

# NEWTON COUNTY



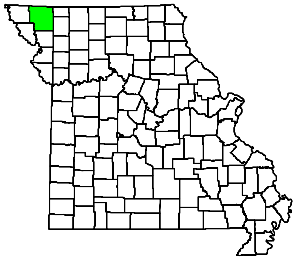
<b>PLANNING AREA</b>	Southwest
<b>SERVICE AREAS</b>	
Substance Use	9
Mental Health	9
<b>POPULATION</b>	
Census 2010	58,114
April 2020 Estimate	58,451

<b>BIRTHS AND DEATHS</b>	<b>2020</b>	<b>2019</b>	<b>2018</b>
Resident Births	645	706	735
Resident Deaths	747	661	694
COVID-19	80		
Suicide	5	14	10
Homicide	2	2	1
Alcohol Induced Deaths	1	5	2
Drug Induced Deaths	11	6	13
Smoking Attributable Deaths	127	112	127
<b>DISEASE INCIDENCE</b> <sup>1</sup>	<b>2020</b>	<b>2019</b>	<b>2018</b>
HIV Newly Diagnosed Cases	0	0	0
Hepatitis B Chronic, Acute, and Prenatal	3	5	2
Hepatitis C Chronic and Acute	26	28	36
Tuberculosis Infection Cases	9	11	5
<b>HOSPITAL</b> <sup>2</sup>	<b>2019</b>	<b>2018</b>	<b>2017</b>
<b>Alcohol Disorder Principal Diagnosis</b>			
Emergency Room, then Discharged	109	146	133
Emergency Room, then Admitted	45	44	49
Admitted without Emergency Room	26	21	17
<b>Alcohol Related (Secondary Diagnosis)</b>			
Emergency Room, then Discharged	95	126	96
Emergency Room, then Admitted	125	141	184
Admitted without Emergency Room	83	71	80
<b>Drug Disorder Principal Diagnosis</b>			
Emergency Room, then Discharged	87	123	121
Emergency Room, then Admitted	36	46	42
Admitted without Emergency Room	21	15	15
<b>Drug Related (Secondary Diagnosis)</b>			
Emergency Room, then Discharged	167	215	210
Emergency Room, then Admitted	162	145	200
Admitted without Emergency Room	128	127	116
<b>Mental Disorder Principal Diagnosis</b>			
Emergency Room, then Discharged	239	333	232
Emergency Room, then Admitted	183	244	201
Admitted without Emergency Room	173	257	127
<b>Mental Related (Secondary Diagnosis)</b>			
Emergency Room, then Discharged	1,039	1,112	800
Emergency Room, then Admitted	594	1,117	1,017
Admitted without Emergency Room	531	1,124	865

<b>ALCOHOL SALES OUTLETS</b>	<b>2021</b>	<b>2020</b>	<b>2019</b>
Alcohol On-premise Drink Licenses	39	41	39
Alcohol Package Carry-out Licenses	63	61	60
<b>IMPAIRED DRIVING</b>	<b>2020</b>	<b>2019</b>	<b>2018</b>
<b>Alcohol Involved Crashes</b>	68	59	59
Fatal Crashes	2	5	2
Injury Crashes	28	24	26
Property Damage Crashes	38	30	31
Crash Fatalities	2	6	2
Crash Injuries	38	33	34
<b>Drug Involved Crashes</b>	17	13	20
Fatal Crashes	2	0	3
Injury Crashes	8	11	8
Property Damage Crashes	7	2	9
Crash Fatalities	2	0	4
Crash Injuries	11	14	11
<b>POLICE REPORTS</b> <sup>3</sup>	<b>2020</b>	<b>2019</b>	<b>2018</b>
DUI Arrests, DWI Tracking System	261	230	270
Liquor Law Arrests	20	56	76
Drug Arrests	297	156	320
Violent Offenses	115	92	174
Domestic Violence Reports	473	566	412
Property Offenses	1,232	883	1,334
<b>SCHOOL REPORTS</b>	<b>2020-21</b>	<b>2019-20</b>	<b>2018-19</b>
Enrollment Grades K-12	7,979	8,096	8,067
School Discipline Involving Alcohol	0	10	7
School Discipline Involving Drugs	7	6	11
School Discipline Involving Tobacco	0	0	6
Enrollment Grades 9-12	2,480	2,416	2,390
Dropouts	47	38	61
<b>JUVENILE COURT REFERRALS</b>	<b>2020</b>	<b>2019</b>	<b>2018</b>
Violent Offenses	47	72	57
Alcohol Offenses	20	14	4
Drug Offenses	12	24	37
<b>Juvenile Status Offenses</b>			
School Truancy	11	16	57
Absent from Home	50	34	33
Beyond Parental Control	28	41	47
Injurious Behavior	24	90	76
Child Abuse	10	10	13
Child Neglect	108	121	121
Child Custody Issues	3	7	23
<b>JUVENILE COURT PLACEMENTS</b>	<b>2020</b>	<b>2019</b>	<b>2018</b>
Total Out-of-Home Placements	102	107	93
<b>Conditions Present at Removal</b> <sup>4</sup>			
Parental Alcohol Use	5	1	6
Parental Drug Use	32	45	31
Parental Alcohol and Drug Use	12	3	0
<b>CRIMINAL JUSTICE</b>	<b>FY 2021</b>	<b>FY 2020</b>	<b>FY 2019</b>
Drug Treatment Court Participants	48	41	58
Probation/Parole Admissions--Drug	66	62	86
Probation/Parole Admissions--DWI	19	20	13
Prison Admissions--Drug	14	20	26
Prison Admissions--DWI	5	5	2
<b>EMPLOYMENT</b>	<b>2020</b>	<b>2019</b>	<b>2018</b>
Labor Force	26,732	27,392	27,232
Employed	25,179	26,498	26,411
Unemployed	1,553	894	821
Unemployment Rate	5.8%	3.3%	3.0%

1	Multi-county Kansas City hepatitis and TB case reports are included in Jackson County totals and all Joplin case reports are included in Jasper County totals.
2	Hospital counts for alcohol, drug, and mental disorders are based on diagnosis codes determined by the national Healthcare Cost and Utilization Program. Individuals are counted only once in each applicable diagnosis group regardless of number of times receiving hospital services in the calendar year.
3	In 2019 the National Incident Based Reporting System replaced the Uniform Crime Reporting system for Missouri crime and arrest reports. 2019 crime data might not be fully comparable to crime data in prior years.
4	DSS Children's Division reports do not capture reasons for removal but document conditions present. There are often multiple conditions and factors considered when a child is placed out of the home. Only the substance use conditions are included in this profile.

# NODAWAY COUNTY



<b>PLANNING AREA</b>	Northwest
<b>SERVICE AREAS</b>	
Substance Use	1
Mental Health	1
<b>POPULATION</b>	
Census 2010	23,370
April 2020 Estimate	21,743

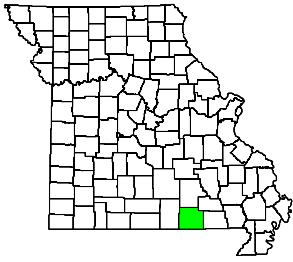
	2020	2019	2018
<b>BIRTHS AND DEATHS</b>			
Resident Births	210	210	205
Resident Deaths	201	178	213
COVID-19	20		
Suicide	4	4	7
Homicide	1	1	0
Alcohol Induced Deaths	3	2	1
Drug Induced Deaths	0	0	2
Smoking Attributable Deaths	28	24	33
<b>DISEASE INCIDENCE</b> <sup>1</sup>	<b>2020</b>	<b>2019</b>	<b>2018</b>
HIV Newly Diagnosed Cases	0	0	0
Hepatitis B Chronic, Acute, and Prenatal	0	1	0
Hepatitis C Chronic and Acute	54	29	15
Tuberculosis Infection Cases	4	22	7
<b>HOSPITAL</b> <sup>2</sup>	<b>2019</b>	<b>2018</b>	<b>2017</b>
<b>Alcohol Disorder Principal Diagnosis</b>			
Emergency Room, then Discharged	22	24	21
Emergency Room, then Admitted	16	7	8
Admitted without Emergency Room	2	4	2
<b>Alcohol Related (Secondary Diagnosis)</b>			
Emergency Room, then Discharged	22	22	31
Emergency Room, then Admitted	35	49	47
Admitted without Emergency Room	36	29	28
<b>Drug Disorder Principal Diagnosis</b>			
Emergency Room, then Discharged	16	18	17
Emergency Room, then Admitted	4	13	9
Admitted without Emergency Room	2	3	3
<b>Drug Related (Secondary Diagnosis)</b>			
Emergency Room, then Discharged	46	54	34
Emergency Room, then Admitted	42	56	42
Admitted without Emergency Room	39	29	32
<b>Mental Disorder Principal Diagnosis</b>			
Emergency Room, then Discharged	105	114	75
Emergency Room, then Admitted	97	164	92
Admitted without Emergency Room	60	102	59
<b>Mental Related (Secondary Diagnosis)</b>			
Emergency Room, then Discharged	504	1,264	795
Emergency Room, then Admitted	150	352	287
Admitted without Emergency Room	159	311	240

	2021	2020	2019
<b>ALCOHOL SALES OUTLETS</b>			
Alcohol On-premise Drink Licenses	32	27	29
Alcohol Package Carry-out Licenses	19	17	17
<b>IMPAIRED DRIVING</b>	<b>2020</b>	<b>2019</b>	<b>2018</b>
<b>Alcohol Involved Crashes</b>	17	16	14
Fatal Crashes	0	0	1
Injury Crashes	7	2	7
Property Damage Crashes	10	14	6
Crash Fatalities	0	0	1
Crash Injuries	9	3	9
<b>Drug Involved Crashes</b>	4	4	6
Fatal Crashes	1	0	0
Injury Crashes	1	1	2
Property Damage Crashes	2	3	4
Crash Fatalities	1	0	0
Crash Injuries	2	1	3
<b>POLICE REPORTS</b> <sup>3</sup>	<b>2020</b>	<b>2019</b>	<b>2018</b>
DUI Arrests, DWI Tracking System	120	109	77
Liquor Law Arrests	65	177	209
Drug Arrests	49	87	80
Violent Offenses	9	20	17
Domestic Violence Reports	92	58	70
Property Offenses	196	199	301
<b>SCHOOL REPORTS</b>	<b>2020-21</b>	<b>2019-20</b>	<b>2018-19</b>
Enrollment Grades K-12	2,510	2,581	2,548
School Discipline Involving Alcohol	0	0	1
School Discipline Involving Drugs	0	2	0
School Discipline Involving Tobacco	0	0	0
Enrollment Grades 9-12	849	850	840
Dropouts	0	0	0
<b>JUVENILE COURT REFERRALS</b>	<b>2020</b>	<b>2019</b>	<b>2018</b>
Violent Offenses	12	5	13
Alcohol Offenses	1	8	0
Drug Offenses	1	3	5
<b>Juvenile Status Offenses</b>			
School Truancy	21	26	25
Absent from Home	2	1	0
Beyond Parental Control	55	78	72
Injurious Behavior	24	33	51
Child Abuse	6	2	1
Child Neglect	157	130	156
Child Custody Issues	0	0	0
<b>JUVENILE COURT PLACEMENTS</b>	<b>2020</b>	<b>2019</b>	<b>2018</b>
Total Out-of-Home Placements	60	38	29
<b>Conditions Present at Removal</b> <sup>4</sup>			
Parental Alcohol Use	2	0	2
Parental Drug Use	18	20	14
Parental Alcohol and Drug Use	1	2	1
<b>CRIMINAL JUSTICE</b>	<b>FY 2021</b>	<b>FY 2020</b>	<b>FY 2019</b>
Drug Treatment Court Participants	19	27	22
Probation/Parole Admissions--Drug	34	45	44
Probation/Parole Admissions--DWI	5	6	1
Prison Admissions--Drug	12	15	25
Prison Admissions--DWI	1	2	2
<b>EMPLOYMENT</b>	<b>2020</b>	<b>2019</b>	<b>2018</b>
Labor Force	10,722	10,790	10,650
Employed	10,232	10,468	10,338
Unemployed	490	322	312
Unemployment Rate	4.6%	3.0%	2.9%

1	Multi-county Kansas City hepatitis and TB case reports are included in Jackson County totals and all Joplin case reports are included in Jasper County totals.
2	Hospital counts for alcohol, drug, and mental disorders are based on diagnosis codes determined by the national Healthcare Cost and Utilization Program. Individuals are counted only once in each applicable diagnosis group regardless of number of times receiving hospital services in the calendar year.
3	In 2019 the National Incident Based Reporting System replaced the Uniform Crime Reporting system for Missouri crime and arrest reports. 2019 crime data might not be fully comparable to crime data in prior years.
4	DSS Children's Division reports do not capture reasons for removal but document conditions present. There are often multiple conditions and factors considered when a child is placed out of the home. Only the substance use conditions are included in this profile.



# OREGON COUNTY



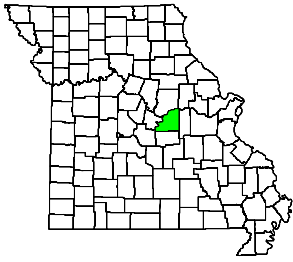
<b>PLANNING AREA</b>	Southeast
<b>SERVICE AREAS</b>	
Substance Use	18
Mental Health	18
<b>POPULATION</b>	
Census 2010	10,881
April 2020 Estimate	10,411

	2020	2019	2018
<b>BIRTHS AND DEATHS</b>			
Resident Births	105	107	129
Resident Deaths	165	133	159
COVID-19	10		
Suicide	2	2	2
Homicide	0	0	1
Alcohol Induced Deaths	0	0	1
Drug Induced Deaths	0	2	1
Smoking Attributable Deaths	21	19	31
<b>DISEASE INCIDENCE</b> <sup>1</sup>	<b>2020</b>	<b>2019</b>	<b>2018</b>
HIV Newly Diagnosed Cases	0	0	0
Hepatitis B Chronic, Acute, and Prenatal	0	0	0
Hepatitis C Chronic and Acute	5	6	5
Tuberculosis Infection Cases	0	1	0
<b>HOSPITAL</b> <sup>2</sup>	<b>2019</b>	<b>2018</b>	<b>2017</b>
<b>Alcohol Disorder Principal Diagnosis</b>			
Emergency Room, then Discharged	15	13	12
Emergency Room, then Admitted	1	2	1
Admitted without Emergency Room	7	11	12
<b>Alcohol Related (Secondary Diagnosis)</b>			
Emergency Room, then Discharged	19	16	19
Emergency Room, then Admitted	12	5	7
Admitted without Emergency Room	44	68	43
<b>Drug Disorder Principal Diagnosis</b>			
Emergency Room, then Discharged	8	8	11
Emergency Room, then Admitted	0	2	0
Admitted without Emergency Room	13	9	7
<b>Drug Related (Secondary Diagnosis)</b>			
Emergency Room, then Discharged	23	28	26
Emergency Room, then Admitted	5	7	6
Admitted without Emergency Room	49	63	64
<b>Mental Disorder Principal Diagnosis</b>			
Emergency Room, then Discharged	61	70	50
Emergency Room, then Admitted	4	4	3
Admitted without Emergency Room	78	103	89
<b>Mental Related (Secondary Diagnosis)</b>			
Emergency Room, then Discharged	101	284	161
Emergency Room, then Admitted	20	30	20
Admitted without Emergency Room	216	341	321

	2021	2020	2019
<b>ALCOHOL SALES OUTLETS</b>			
Alcohol On-premise Drink Licenses	3	3	4
Alcohol Package Carry-out Licenses	13	12	9
<b>IMPAIRED DRIVING</b>	<b>2020</b>	<b>2019</b>	<b>2018</b>
<b>Alcohol Involved Crashes</b>	10	11	12
Fatal Crashes	0	0	2
Injury Crashes	7	7	7
Property Damage Crashes	3	4	3
Crash Fatalities	0	0	2
Crash Injuries	15	8	9
<b>Drug Involved Crashes</b>	0	3	4
Fatal Crashes	0	0	1
Injury Crashes	0	2	2
Property Damage Crashes	0	1	1
Crash Fatalities	0	0	1
Crash Injuries	0	2	2
<b>POLICE REPORTS</b> <sup>3</sup>	<b>2020</b>	<b>2019</b>	<b>2018</b>
DUI Arrests, DWI Tracking System	15	29	28
Liquor Law Arrests	0	5	0
Drug Arrests	6	31	36
Violent Offenses	19	38	41
Domestic Violence Reports	23	37	26
Property Offenses	42	120	86
<b>SCHOOL REPORTS</b>	<b>2020-21</b>	<b>2019-20</b>	<b>2018-19</b>
Enrollment Grades K-12	1,648	1,754	1,814
School Discipline Involving Alcohol	0	9	1
School Discipline Involving Drugs	0	1	3
School Discipline Involving Tobacco	0	2	1
Enrollment Grades 9-12	584	594	615
Dropouts	0	0	0
<b>JUVENILE COURT REFERRALS</b>	<b>2020</b>	<b>2019</b>	<b>2018</b>
Violent Offenses	2	4	2
Alcohol Offenses	2	0	0
Drug Offenses	1	1	1
<b>Juvenile Status Offenses</b>			
School Truancy	2	0	5
Absent from Home	2	1	4
Beyond Parental Control	1	5	5
Injurious Behavior	2	5	15
Child Abuse	2	1	3
Child Neglect	17	29	8
Child Custody Issues	12	13	28
<b>JUVENILE COURT PLACEMENTS</b>	<b>2020</b>	<b>2019</b>	<b>2018</b>
Total Out-of-Home Placements	20	35	41
<b>Conditions Present at Removal</b> <sup>4</sup>			
Parental Alcohol Use	0	9	0
Parental Drug Use	3	14	19
Parental Alcohol and Drug Use	3	0	0
<b>CRIMINAL JUSTICE</b>	<b>FY 2021</b>	<b>FY 2020</b>	<b>FY 2019</b>
Drug Treatment Court Participants	6	6	0
Probation/Parole Admissions--Drug	17	13	12
Probation/Parole Admissions--DWI	1	1	2
Prison Admissions--Drug	6	8	4
Prison Admissions--DWI	0	0	1
<b>EMPLOYMENT</b>	<b>2020</b>	<b>2019</b>	<b>2018</b>
Labor Force	3,938	3,981	3,936
Employed	3,673	3,824	3,800
Unemployed	265	157	136
Unemployment Rate	6.7%	3.9%	3.5%

1	Multi-county Kansas City hepatitis and TB case reports are included in Jackson County totals and all Joplin case reports are included in Jasper County totals.
2	Hospital counts for alcohol, drug, and mental disorders are based on diagnosis codes determined by the national Healthcare Cost and Utilization Program. Individuals are counted only once in each applicable diagnosis group regardless of number of times receiving hospital services in the calendar year.
3	In 2019 the National Incident Based Reporting System replaced the Uniform Crime Reporting system for Missouri crime and arrest reports. 2019 crime data might not be fully comparable to crime data in prior years.
4	DSS Children's Division reports do not capture reasons for removal but document conditions present. There are often multiple conditions and factors considered when a child is placed out of the home. Only the substance use conditions are included in this profile.

# OSAGE COUNTY



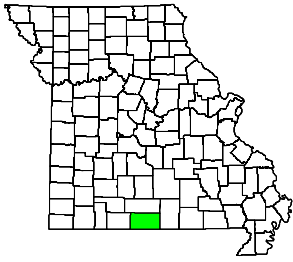
<b>PLANNING AREA</b>	Central
<b>SERVICE AREAS</b>	
Substance Use	11
Mental Health	11
<b>POPULATION</b>	
Census 2010	13,878
April 2020 Estimate	13,535

	2020	2019	2018
<b>BIRTHS AND DEATHS</b>			
Resident Births	129	143	143
Resident Deaths	145	136	147
COVID-19	10		
Suicide	1	4	5
Homicide	0	1	0
Alcohol Induced Deaths	3	0	2
Drug Induced Deaths	2	0	4
Smoking Attributable Deaths	19	18	28
<b>DISEASE INCIDENCE</b> <sup>1</sup>	<b>2020</b>	<b>2019</b>	<b>2018</b>
HIV Newly Diagnosed Cases	0	0	1
Hepatitis B Chronic, Acute, and Prenatal	0	0	0
Hepatitis C Chronic and Acute	1	3	5
Tuberculosis Infection Cases	1	0	0
<b>HOSPITAL</b> <sup>2</sup>	<b>2019</b>	<b>2018</b>	<b>2017</b>
<b>Alcohol Disorder Principal Diagnosis</b>			
Emergency Room, then Discharged	17	16	12
Emergency Room, then Admitted	5	10	17
Admitted without Emergency Room	0	3	0
<b>Alcohol Related (Secondary Diagnosis)</b>			
Emergency Room, then Discharged	21	22	20
Emergency Room, then Admitted	20	33	39
Admitted without Emergency Room	10	16	19
<b>Drug Disorder Principal Diagnosis</b>			
Emergency Room, then Discharged	12	7	7
Emergency Room, then Admitted	1	2	9
Admitted without Emergency Room	1	3	4
<b>Drug Related (Secondary Diagnosis)</b>			
Emergency Room, then Discharged	21	26	34
Emergency Room, then Admitted	28	30	37
Admitted without Emergency Room	11	13	12
<b>Mental Disorder Principal Diagnosis</b>			
Emergency Room, then Discharged	72	68	72
Emergency Room, then Admitted	36	56	33
Admitted without Emergency Room	28	34	17
<b>Mental Related (Secondary Diagnosis)</b>			
Emergency Room, then Discharged	232	404	289
Emergency Room, then Admitted	114	208	201
Admitted without Emergency Room	66	142	105

	2021	2020	2019
<b>ALCOHOL SALES OUTLETS</b>			
Alcohol On-premise Drink Licenses	19	18	19
Alcohol Package Carry-out Licenses	14	15	14
<b>IMPAIRED DRIVING</b>	<b>2020</b>	<b>2019</b>	<b>2018</b>
<b>Alcohol Involved Crashes</b>	7	10	10
Fatal Crashes	0	0	0
Injury Crashes	3	6	8
Property Damage Crashes	4	4	2
Crash Fatalities	0	0	0
Crash Injuries	3	6	10
<b>Drug Involved Crashes</b>	2	1	2
Fatal Crashes	1	0	0
Injury Crashes	1	0	2
Property Damage Crashes	0	1	0
Crash Fatalities	1	0	0
Crash Injuries	1	0	3
<b>POLICE REPORTS</b> <sup>3</sup>	<b>2020</b>	<b>2019</b>	<b>2018</b>
DUI Arrests, DWI Tracking System	23	32	25
Liquor Law Arrests	0	2	2
Drug Arrests	27	39	39
Violent Offenses	3	4	2
Domestic Violence Reports	27	21	35
Property Offenses	153	90	84
<b>SCHOOL REPORTS</b>	<b>2020-21</b>	<b>2019-20</b>	<b>2018-19</b>
Enrollment Grades K-12	1,529	1,531	1,573
School Discipline Involving Alcohol	0	0	1
School Discipline Involving Drugs	0	0	0
School Discipline Involving Tobacco	0	0	0
Enrollment Grades 9-12	697	696	692
Dropouts	0	0	0
<b>JUVENILE COURT REFERRALS</b>	<b>2020</b>	<b>2019</b>	<b>2018</b>
Violent Offenses	2	1	2
Alcohol Offenses	0	0	0
Drug Offenses	0	0	2
<b>Juvenile Status Offenses</b>			
School Truancy	1	1	0
Absent from Home	1	0	0
Beyond Parental Control	1	0	1
Injurious Behavior	3	0	2
Child Abuse	0	0	0
Child Neglect	4	3	9
Child Custody Issues	0	0	0
<b>JUVENILE COURT PLACEMENTS</b>	<b>2020</b>	<b>2019</b>	<b>2018</b>
Total Out-of-Home Placements	4	4	7
<b>Conditions Present at Removal</b> <sup>4</sup>			
Parental Alcohol Use	0	2	0
Parental Drug Use	3	2	6
Parental Alcohol and Drug Use	0	0	0
<b>CRIMINAL JUSTICE</b>	<b>FY 2021</b>	<b>FY 2020</b>	<b>FY 2019</b>
Drug Treatment Court Participants	29	33	29
Probation/Parole Admissions--Drug	15	27	24
Probation/Parole Admissions--DWI	2	0	1
Prison Admissions--Drug	4	4	3
Prison Admissions--DWI	0	1	0
<b>EMPLOYMENT</b>	<b>2020</b>	<b>2019</b>	<b>2018</b>
Labor Force	7,078	7,106	6,996
Employed	6,824	6,936	6,827
Unemployed	254	170	169
Unemployment Rate	3.6%	2.4%	2.4%

1	Multi-county Kansas City hepatitis and TB case reports are included in Jackson County totals and all Joplin case reports are included in Jasper County totals.
2	Hospital counts for alcohol, drug, and mental disorders are based on diagnosis codes determined by the national Healthcare Cost and Utilization Program. Individuals are counted only once in each applicable diagnosis group regardless of number of times receiving hospital services in the calendar year.
3	In 2019 the National Incident Based Reporting System replaced the Uniform Crime Reporting system for Missouri crime and arrest reports. 2019 crime data might not be fully comparable to crime data in prior years.
4	DSS Children's Division reports do not capture reasons for removal but document conditions present. There are often multiple conditions and factors considered when a child is placed out of the home. Only the substance use conditions are included in this profile.

# OZARK COUNTY



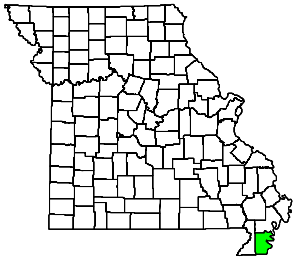
<b>PLANNING AREA</b>	Southeast
<b>SERVICE AREAS</b>	
Substance Use	18
Mental Health	18
<b>POPULATION</b>	
Census 2010	9,723
April 2020 Estimate	9,083

<b>BIRTHS AND DEATHS</b>	2020	2019	2018
Resident Births	65	66	79
Resident Deaths	160	111	139
COVID-19	10		
Suicide	2	2	3
Homicide	2	0	1
Alcohol Induced Deaths	0	1	0
Drug Induced Deaths	1	0	2
Smoking Attributable Deaths	24	25	26
<b>DISEASE INCIDENCE</b> <sup>1</sup>	2020	2019	2018
HIV Newly Diagnosed Cases	0	0	0
Hepatitis B Chronic, Acute, and Prenatal	0	1	0
Hepatitis C Chronic and Acute	7	8	7
Tuberculosis Infection Cases	1	0	0
<b>HOSPITAL</b> <sup>2</sup>	2019	2018	2017
<b>Alcohol Disorder Principal Diagnosis</b>			
Emergency Room, then Discharged	4	5	6
Emergency Room, then Admitted	0	7	3
Admitted without Emergency Room	5	8	9
<b>Alcohol Related (Secondary Diagnosis)</b>			
Emergency Room, then Discharged	6	4	17
Emergency Room, then Admitted	15	14	11
Admitted without Emergency Room	22	28	27
<b>Drug Disorder Principal Diagnosis</b>			
Emergency Room, then Discharged	7	9	8
Emergency Room, then Admitted	3	0	2
Admitted without Emergency Room	5	8	5
<b>Drug Related (Secondary Diagnosis)</b>			
Emergency Room, then Discharged	13	18	21
Emergency Room, then Admitted	7	12	10
Admitted without Emergency Room	37	36	34
<b>Mental Disorder Principal Diagnosis</b>			
Emergency Room, then Discharged	30	31	24
Emergency Room, then Admitted	3	6	5
Admitted without Emergency Room	55	59	56
<b>Mental Related (Secondary Diagnosis)</b>			
Emergency Room, then Discharged	34	103	50
Emergency Room, then Admitted	37	50	47
Admitted without Emergency Room	167	235	217

<b>ALCOHOL SALES OUTLETS</b>	2021	2020	2019
Alcohol On-premise Drink Licenses	13	14	15
Alcohol Package Carry-out Licenses	20	19	19
<b>IMPAIRED DRIVING</b>	2020	2019	2018
<b>Alcohol Involved Crashes</b>	13	9	16
Fatal Crashes	3	1	0
Injury Crashes	3	3	8
Property Damage Crashes	7	5	8
Crash Fatalities	3	1	0
Crash Injuries	10	4	14
<b>Drug Involved Crashes</b>	8	1	3
Fatal Crashes	2	0	0
Injury Crashes	1	0	0
Property Damage Crashes	5	1	3
Crash Fatalities	2	0	0
Crash Injuries	5	0	0
<b>POLICE REPORTS</b> <sup>3</sup>	2020	2019	2018
DUI Arrests, DWI Tracking System	20	33	43
Liquor Law Arrests	0	1	8
Drug Arrests	30	50	66
Violent Offenses	13	20	13
Domestic Violence Reports	18	28	34
Property Offenses	63	45	72
<b>SCHOOL REPORTS</b>	2020-21	2019-20	2018-19
Enrollment Grades K-12	1,434	1,447	1,446
School Discipline Involving Alcohol	0	1	1
School Discipline Involving Drugs	0	0	0
School Discipline Involving Tobacco	0	0	0
Enrollment Grades 9-12	508	483	462
Dropouts	5	0	0
<b>JUVENILE COURT REFERRALS</b>	2020	2019	2018
Violent Offenses	4	3	3
Alcohol Offenses	0	0	4
Drug Offenses	0	2	0
<b>Juvenile Status Offenses</b>			
School Truancy	1	6	0
Absent from Home	0	0	0
Beyond Parental Control	0	7	4
Injurious Behavior	0	0	2
Child Abuse	0	1	1
Child Neglect	6	20	16
Child Custody Issues	0	0	0
<b>JUVENILE COURT PLACEMENTS</b>	2020	2019	2018
Total Out-of-Home Placements	11	25	11
<b>Conditions Present at Removal</b> <sup>4</sup>			
Parental Alcohol Use	0	1	0
Parental Drug Use	6	3	4
Parental Alcohol and Drug Use	0	0	0
<b>CRIMINAL JUSTICE</b>	FY 2021	FY 2020	FY 2019
Drug Treatment Court Participants	15	21	18
Probation/Parole Admissions--Drug	16	27	34
Probation/Parole Admissions--DWI	0	3	2
Prison Admissions--Drug	12	7	20
Prison Admissions--DWI	0	2	0
<b>EMPLOYMENT</b>	2020	2019	2018
Labor Force	3,467	3,412	3,461
Employed	3,216	3,214	3,282
Unemployed	251	198	179
Unemployment Rate	7.2%	5.8%	5.2%

1	Multi-county Kansas City hepatitis and TB case reports are included in Jackson County totals and all Joplin case reports are included in Jasper County totals.
2	Hospital counts for alcohol, drug, and mental disorders are based on diagnosis codes determined by the national Healthcare Cost and Utilization Program. Individuals are counted only once in each applicable diagnosis group regardless of number of times receiving hospital services in the calendar year.
3	In 2019 the National Incident Based Reporting System replaced the Uniform Crime Reporting system for Missouri crime and arrest reports. 2019 crime data might not be fully comparable to crime data in prior years.
4	DSS Children's Division reports do not capture reasons for removal but document conditions present. There are often multiple conditions and factors considered when a child is placed out of the home. Only the substance use conditions are included in this profile.

# PEMISCOT COUNTY



<b>PLANNING AREA</b>	Southeast
<b>SERVICE AREAS</b>	
Substance Use	20
Mental Health	19
<b>POPULATION</b>	
Census 2010	18,296
April 2020 Estimate	15,600

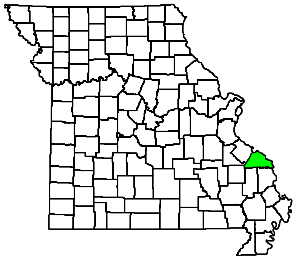
<b>BIRTHS AND DEATHS</b>	<b>2020</b>	<b>2019</b>	<b>2018</b>
Resident Births	227	241	224
Resident Deaths	303	222	241
COVID-19	32		
Suicide	2	4	2
Homicide	7	4	4
Alcohol Induced Deaths	2	1	1
Drug Induced Deaths	5	3	2
Smoking Attributable Deaths	50	49	43
<b>DISEASE INCIDENCE</b> <sup>1</sup>	<b>2020</b>	<b>2019</b>	<b>2018</b>
HIV Newly Diagnosed Cases	0	1	0
Hepatitis B Chronic, Acute, and Prenatal	0	3	2
Hepatitis C Chronic and Acute	11	10	8
Tuberculosis Infection Cases	2	2	10
<b>HOSPITAL</b> <sup>2</sup>	<b>2019</b>	<b>2018</b>	<b>2017</b>
<b>Alcohol Disorder Principal Diagnosis</b>			
Emergency Room, then Discharged	28	12	23
Emergency Room, then Admitted	2	5	5
Admitted without Emergency Room	11	2	7
<b>Alcohol Related (Secondary Diagnosis)</b>			
Emergency Room, then Discharged	43	49	44
Emergency Room, then Admitted	22	37	33
Admitted without Emergency Room	33	49	61
<b>Drug Disorder Principal Diagnosis</b>			
Emergency Room, then Discharged	41	34	28
Emergency Room, then Admitted	8	9	18
Admitted without Emergency Room	18	25	33
<b>Drug Related (Secondary Diagnosis)</b>			
Emergency Room, then Discharged	101	116	50
Emergency Room, then Admitted	41	60	65
Admitted without Emergency Room	88	124	122
<b>Mental Disorder Principal Diagnosis</b>			
Emergency Room, then Discharged	188	225	175
Emergency Room, then Admitted	21	26	44
Admitted without Emergency Room	123	258	159
<b>Mental Related (Secondary Diagnosis)</b>			
Emergency Room, then Discharged	367	645	276
Emergency Room, then Admitted	164	325	341
Admitted without Emergency Room	238	535	550

1	Multi-county Kansas City hepatitis and TB case reports are included in Jackson County totals and all Joplin case reports are included in Jasper County totals.
2	Hospital counts for alcohol, drug, and mental disorders are based on diagnosis codes determined by the national Healthcare Cost and Utilization Program. Individuals are counted only once in each applicable diagnosis group regardless of number of times receiving hospital services in the calendar year.
3	In 2019 the National Incident Based Reporting System replaced the Uniform Crime Reporting system for Missouri crime and arrest reports. 2019 crime data might not be fully comparable to crime data in prior years.
4	DSS Children's Division reports do not capture reasons for removal but document conditions present. There are often multiple conditions and factors considered when a child is placed out of the home. Only the substance use conditions are included in this profile.

<b>ALCOHOL SALES OUTLETS</b>	<b>2021</b>	<b>2020</b>	<b>2019</b>
Alcohol On-premise Drink Licenses	12	16	17
Alcohol Package Carry-out Licenses	28	26	29
<b>IMPAIRED DRIVING</b>	<b>2020</b>	<b>2019</b>	<b>2018</b>
<b>Alcohol Involved Crashes</b>	20	15	20
Fatal Crashes	0	1	2
Injury Crashes	8	7	12
Property Damage Crashes	12	7	6
Crash Fatalities	0	1	2
Crash Injuries	9	9	19
<b>Drug Involved Crashes</b>	6	4	4
Fatal Crashes	3	1	0
Injury Crashes	1	3	2
Property Damage Crashes	2	0	2
Crash Fatalities	4	1	0
Crash Injuries	3	5	2
<b>POLICE REPORTS</b> <sup>3</sup>	<b>2020</b>	<b>2019</b>	<b>2018</b>
DUI Arrests, DWI Tracking System	61	72	57
Liquor Law Arrests	0	3	0
Drug Arrests	65	64	84
Violent Offenses	137	127	134
Domestic Violence Reports	175	182	232
Property Offenses	485	487	609
<b>SCHOOL REPORTS</b>	<b>2020-21</b>	<b>2019-20</b>	<b>2018-19</b>
Enrollment Grades K-12	2,799	2,920	2,991
School Discipline Involving Alcohol	0	0	1
School Discipline Involving Drugs	0	0	0
School Discipline Involving Tobacco	0	0	0
Enrollment Grades 9-12	823	838	860
Dropouts	12	5	5
<b>JUVENILE COURT REFERRALS</b>	<b>2020</b>	<b>2019</b>	<b>2018</b>
Violent Offenses	22	40	16
Alcohol Offenses	0	1	2
Drug Offenses	11	8	16
<b>Juvenile Status Offenses</b>			
School Truancy	17	6	7
Absent from Home	7	16	14
Beyond Parental Control	29	48	61
Injurious Behavior	42	91	154
Child Abuse	17	33	46
Child Neglect	63	131	130
Child Custody Issues	3	0	0
<b>JUVENILE COURT PLACEMENTS</b>	<b>2020</b>	<b>2019</b>	<b>2018</b>
Total Out-of-Home Placements	47	71	87
<b>Conditions Present at Removal</b> <sup>4</sup>			
Parental Alcohol Use	0	2	1
Parental Drug Use	25	22	54
Parental Alcohol and Drug Use	0	0	0
<b>CRIMINAL JUSTICE</b>	<b>FY 2021</b>	<b>FY 2020</b>	<b>FY 2019</b>
Drug Treatment Court Participants	9	0	0
Probation/Parole Admissions--Drug	46	54	66
Probation/Parole Admissions--DWI	4	5	2
Prison Admissions--Drug	13	16	34
Prison Admissions--DWI	0	2	4
<b>EMPLOYMENT</b>	<b>2020</b>	<b>2019</b>	<b>2018</b>
Labor Force	6,271	6,364	6,349
Employed	5,770	6,043	5,997
Unemployed	501	321	352
Unemployment Rate	8.0%	5.0%	5.5%



# PERRY COUNTY



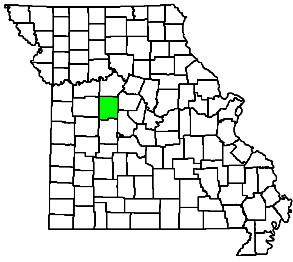
<b>PLANNING AREA</b>	Southeast
<b>SERVICE AREAS</b>	
Substance Use	21
Mental Health	21
<b>POPULATION</b>	
Census 2010	18,971
April 2020 Estimate	19,194

<b>BIRTHS AND DEATHS</b>	<b>2020</b>	<b>2019</b>	<b>2018</b>
Resident Births	202	213	230
Resident Deaths	258	194	219
COVID-19	22		
Suicide	5	4	3
Homicide	0	0	1
Alcohol Induced Deaths	2	1	1
Drug Induced Deaths	4	5	4
Smoking Attributable Deaths	41	30	36
<b>DISEASE INCIDENCE</b> <sup>1</sup>	<b>2020</b>	<b>2019</b>	<b>2018</b>
HIV Newly Diagnosed Cases	0	0	0
Hepatitis B Chronic, Acute, and Prenatal	1	0	0
Hepatitis C Chronic and Acute	11	7	15
Tuberculosis Infection Cases	2	2	0
<b>HOSPITAL</b> <sup>2</sup>	<b>2019</b>	<b>2018</b>	<b>2017</b>
<b>Alcohol Disorder Principal Diagnosis</b>			
Emergency Room, then Discharged	27	17	27
Emergency Room, then Admitted	3	20	8
Admitted without Emergency Room	10	6	5
<b>Alcohol Related (Secondary Diagnosis)</b>			
Emergency Room, then Discharged	115	129	135
Emergency Room, then Admitted	21	53	59
Admitted without Emergency Room	47	42	60
<b>Drug Disorder Principal Diagnosis</b>			
Emergency Room, then Discharged	37	24	40
Emergency Room, then Admitted	2	1	2
Admitted without Emergency Room	5	4	9
<b>Drug Related (Secondary Diagnosis)</b>			
Emergency Room, then Discharged	177	233	187
Emergency Room, then Admitted	21	49	64
Admitted without Emergency Room	56	72	81
<b>Mental Disorder Principal Diagnosis</b>			
Emergency Room, then Discharged	161	253	201
Emergency Room, then Admitted	29	22	16
Admitted without Emergency Room	59	118	99
<b>Mental Related (Secondary Diagnosis)</b>			
Emergency Room, then Discharged	672	995	628
Emergency Room, then Admitted	138	756	407
Admitted without Emergency Room	226	492	464

1	Multi-county Kansas City hepatitis and TB case reports are included in Jackson County totals and all Joplin case reports are included in Jasper County totals.
2	Hospital counts for alcohol, drug, and mental disorders are based on diagnosis codes determined by the national Healthcare Cost and Utilization Program. Individuals are counted only once in each applicable diagnosis group regardless of number of times receiving hospital services in the calendar year.
3	In 2019 the National Incident Based Reporting System replaced the Uniform Crime Reporting system for Missouri crime and arrest reports. 2019 crime data might not be fully comparable to crime data in prior years.
4	DSS Children's Division reports do not capture reasons for removal but document conditions present. There are often multiple conditions and factors considered when a child is placed out of the home. Only the substance use conditions are included in this profile.

<b>ALCOHOL SALES OUTLETS</b>	<b>2021</b>	<b>2020</b>	<b>2019</b>
Alcohol On-premise Drink Licenses	36	35	36
Alcohol Package Carry-out Licenses	19	21	21
<b>IMPAIRED DRIVING</b>	<b>2020</b>	<b>2019</b>	<b>2018</b>
<b>Alcohol Involved Crashes</b>	20	13	17
Fatal Crashes	0	0	0
Injury Crashes	9	6	6
Property Damage Crashes	11	7	11
Crash Fatalities	0	0	0
Crash Injuries	10	7	8
<b>Drug Involved Crashes</b>	2	3	4
Fatal Crashes	0	0	0
Injury Crashes	1	1	0
Property Damage Crashes	1	2	4
Crash Fatalities	0	0	0
Crash Injuries	1	1	0
<b>POLICE REPORTS</b> <sup>3</sup>	<b>2020</b>	<b>2019</b>	<b>2018</b>
DUI Arrests, DWI Tracking System	75	61	64
Liquor Law Arrests	1	23	14
Drug Arrests	195	246	211
Violent Offenses	57	59	59
Domestic Violence Reports	135	209	112
Property Offenses	239	272	264
<b>SCHOOL REPORTS</b>	<b>2020-21</b>	<b>2019-20</b>	<b>2018-19</b>
Enrollment Grades K-12	2,183	2,268	2,310
School Discipline Involving Alcohol	0	0	4
School Discipline Involving Drugs	0	2	6
School Discipline Involving Tobacco	0	0	0
Enrollment Grades 9-12	727	734	755
Dropouts	27	18	25
<b>JUVENILE COURT REFERRALS</b>	<b>2020</b>	<b>2019</b>	<b>2018</b>
Violent Offenses	3	2	10
Alcohol Offenses	5	2	3
Drug Offenses	0	6	6
<b>Juvenile Status Offenses</b>			
School Truancy	0	0	0
Absent from Home	7	5	8
Beyond Parental Control	15	16	6
Injurious Behavior	22	19	21
Child Abuse	6	9	2
Child Neglect	39	86	82
Child Custody Issues	6	14	8
<b>JUVENILE COURT PLACEMENTS</b>	<b>2020</b>	<b>2019</b>	<b>2018</b>
Total Out-of-Home Placements	18	50	37
<b>Conditions Present at Removal</b> <sup>4</sup>			
Parental Alcohol Use	0	0	0
Parental Drug Use	12	36	27
Parental Alcohol and Drug Use	0	0	0
<b>CRIMINAL JUSTICE</b>	<b>FY 2021</b>	<b>FY 2020</b>	<b>FY 2019</b>
Drug Treatment Court Participants	0	0	0
Probation/Parole Admissions--Drug	72	90	79
Probation/Parole Admissions--DWI	2	2	1
Prison Admissions--Drug	21	20	27
Prison Admissions--DWI	1	1	0
<b>EMPLOYMENT</b>	<b>2020</b>	<b>2019</b>	<b>2018</b>
Labor Force	9,826	10,065	10,173
Employed	9,264	9,801	9,935
Unemployed	562	264	238
Unemployment Rate	5.7%	2.6%	2.3%

# PETTIS COUNTY



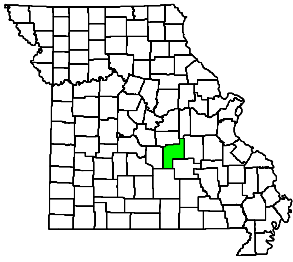
<b>PLANNING AREA</b>	Central
<b>SERVICE AREAS</b>	
Substance Use	12
Mental Health	12
<b>POPULATION</b>	
Census 2010	42,201
April 2020 Estimate	42,490

<b>BIRTHS AND DEATHS</b>	2020	2019	2018
Resident Births	556	601	599
Resident Deaths	589	445	482
COVID-19	51		
Suicide	8	6	3
Homicide	1	2	3
Alcohol Induced Deaths	6	1	1
Drug Induced Deaths	4	4	8
Smoking Attributable Deaths	100	84	74
<b>DISEASE INCIDENCE</b> <sup>1</sup>	2020	2019	2018
HIV Newly Diagnosed Cases	6	0	1
Hepatitis B Chronic, Acute, and Prenatal	2	1	2
Hepatitis C Chronic and Acute	19	19	30
Tuberculosis Infection Cases	4	9	2
<b>HOSPITAL</b> <sup>2</sup>	2019	2018	2017
<b>Alcohol Disorder Principal Diagnosis</b>			
Emergency Room, then Discharged	107	123	132
Emergency Room, then Admitted	7	26	23
Admitted without Emergency Room	20	43	17
<b>Alcohol Related (Secondary Diagnosis)</b>			
Emergency Room, then Discharged	160	152	201
Emergency Room, then Admitted	33	67	88
Admitted without Emergency Room	104	116	100
<b>Drug Disorder Principal Diagnosis</b>			
Emergency Room, then Discharged	113	92	83
Emergency Room, then Admitted	7	6	10
Admitted without Emergency Room	11	14	14
<b>Drug Related (Secondary Diagnosis)</b>			
Emergency Room, then Discharged	235	195	266
Emergency Room, then Admitted	50	97	106
Admitted without Emergency Room	195	184	162
<b>Mental Disorder Principal Diagnosis</b>			
Emergency Room, then Discharged	475	608	388
Emergency Room, then Admitted	52	80	40
Admitted without Emergency Room	208	346	174
<b>Mental Related (Secondary Diagnosis)</b>			
Emergency Room, then Discharged	3,595	8,185	5,213
Emergency Room, then Admitted	66	746	676
Admitted without Emergency Room	740	1,614	641

1	Multi-county Kansas City hepatitis and TB case reports are included in Jackson County totals and all Joplin case reports are included in Jasper County totals.
2	Hospital counts for alcohol, drug, and mental disorders are based on diagnosis codes determined by the national Healthcare Cost and Utilization Program. Individuals are counted only once in each applicable diagnosis group regardless of number of times receiving hospital services in the calendar year.
3	In 2019 the National Incident Based Reporting System replaced the Uniform Crime Reporting system for Missouri crime and arrest reports. 2019 crime data might not be fully comparable to crime data in prior years.
4	DSS Children's Division reports do not capture reasons for removal but document conditions present. There are often multiple conditions and factors considered when a child is placed out of the home. Only the substance use conditions are included in this profile.

<b>ALCOHOL SALES OUTLETS</b>	2021	2020	2019
Alcohol On-premise Drink Licenses	52	48	46
Alcohol Package Carry-out Licenses	44	40	44
<b>IMPAIRED DRIVING</b>	2020	2019	2018
<b>Alcohol Involved Crashes</b>	44	43	49
Fatal Crashes	3	1	4
Injury Crashes	20	13	16
Property Damage Crashes	21	29	29
Crash Fatalities	3	1	4
Crash Injuries	23	17	23
<b>Drug Involved Crashes</b>	9	6	8
Fatal Crashes	0	0	1
Injury Crashes	4	1	3
Property Damage Crashes	5	5	4
Crash Fatalities	0	0	1
Crash Injuries	10	1	5
<b>POLICE REPORTS</b> <sup>3</sup>	2020	2019	2018
DUI Arrests, DWI Tracking System	257	141	182
Liquor Law Arrests	1	22	31
Drug Arrests	237	321	283
Violent Offenses	204	207	221
Domestic Violence Reports	476	569	499
Property Offenses	749	1,107	1,121
<b>SCHOOL REPORTS</b>	2020-21	2019-20	2018-19
Enrollment Grades K-12	6,363	6,668	6,620
School Discipline Involving Alcohol	0	12	26
School Discipline Involving Drugs	6	11	5
School Discipline Involving Tobacco	0	0	2
Enrollment Grades 9-12	1,888	1,908	1,928
Dropouts	8	0	8
<b>JUVENILE COURT REFERRALS</b>	2020	2019	2018
Violent Offenses	55	61	56
Alcohol Offenses	1	4	2
Drug Offenses	18	40	17
<b>Juvenile Status Offenses</b>			
School Truancy	9	0	42
Absent from Home	15	26	25
Beyond Parental Control	24	17	19
Injurious Behavior	81	78	91
Child Abuse	5	5	6
Child Neglect	47	10	30
Child Custody Issues	3	0	1
<b>JUVENILE COURT PLACEMENTS</b>	2020	2019	2018
Total Out-of-Home Placements	47	31	46
<b>Conditions Present at Removal</b> <sup>4</sup>	2020	2019	2018
Parental Alcohol Use	0	0	2
Parental Drug Use	21	10	28
Parental Alcohol and Drug Use	0	0	2
<b>CRIMINAL JUSTICE</b>	FY 2021	FY 2020	FY 2019
Drug Treatment Court Participants	23	24	26
Probation/Parole Admissions--Drug	124	177	172
Probation/Parole Admissions--DWI	5	7	4
Prison Admissions--Drug	84	91	89
Prison Admissions--DWI	3	0	3
<b>EMPLOYMENT</b>	2020	2019	2018
Labor Force	20,626	20,971	20,716
Employed	19,218	20,227	19,859
Unemployed	1,408	744	857
Unemployment Rate	6.8%	3.5%	4.1%

# PHELPS COUNTY



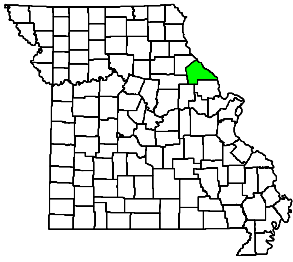
<b>PLANNING AREA</b>	Southeast
<b>SERVICE AREAS</b>	
Substance Use	17
Mental Health	17A
<b>POPULATION</b>	
Census 2010	45,156
April 2020 Estimate	44,414

<b>BIRTHS AND DEATHS</b>	<b>2020</b>	<b>2019</b>	<b>2018</b>
Resident Births	397	418	467
Resident Deaths	591	482	430
COVID-19	73		
Suicide	5	11	7
Homicide	3	2	2
Alcohol Induced Deaths	7	3	4
Drug Induced Deaths	22	23	10
Smoking Attributable Deaths	71	73	70
<b>DISEASE INCIDENCE</b> <sup>1</sup>	<b>2020</b>	<b>2019</b>	<b>2018</b>
HIV Newly Diagnosed Cases	1	2	1
Hepatitis B Chronic, Acute, and Prenatal	3	7	6
Hepatitis C Chronic and Acute	31	43	33
Tuberculosis Infection Cases	10	25	15
<b>HOSPITAL</b> <sup>2</sup>	<b>2019</b>	<b>2018</b>	<b>2017</b>
<b>Alcohol Disorder Principal Diagnosis</b>			
Emergency Room, then Discharged	97	116	99
Emergency Room, then Admitted	19	32	28
Admitted without Emergency Room	24	27	17
<b>Alcohol Related (Secondary Diagnosis)</b>			
Emergency Room, then Discharged	60	61	86
Emergency Room, then Admitted	123	140	133
Admitted without Emergency Room	73	98	97
<b>Drug Disorder Principal Diagnosis</b>			
Emergency Room, then Discharged	96	103	97
Emergency Room, then Admitted	19	24	33
Admitted without Emergency Room	22	51	67
<b>Drug Related (Secondary Diagnosis)</b>			
Emergency Room, then Discharged	104	89	94
Emergency Room, then Admitted	180	183	197
Admitted without Emergency Room	96	154	173
<b>Mental Disorder Principal Diagnosis</b>			
Emergency Room, then Discharged	272	351	274
Emergency Room, then Admitted	223	263	193
Admitted without Emergency Room	152	283	175
<b>Mental Related (Secondary Diagnosis)</b>			
Emergency Room, then Discharged	402	1,013	601
Emergency Room, then Admitted	699	1,480	1,249
Admitted without Emergency Room	451	917	829

<b>ALCOHOL SALES OUTLETS</b>	<b>2021</b>	<b>2020</b>	<b>2019</b>
Alcohol On-premise Drink Licenses	52	55	51
Alcohol Package Carry-out Licenses	44	44	44
<b>IMPAIRED DRIVING</b>	<b>2020</b>	<b>2019</b>	<b>2018</b>
<b>Alcohol Involved Crashes</b>	43	36	37
Fatal Crashes	1	1	1
Injury Crashes	17	13	12
Property Damage Crashes	25	22	24
Crash Fatalities	1	1	4
Crash Injuries	20	20	23
<b>Drug Involved Crashes</b>	12	9	11
Fatal Crashes	1	1	1
Injury Crashes	5	4	5
Property Damage Crashes	6	4	5
Crash Fatalities	1	1	1
Crash Injuries	7	4	9
<b>POLICE REPORTS</b> <sup>3</sup>	<b>2020</b>	<b>2019</b>	<b>2018</b>
DUI Arrests, DWI Tracking System	175	164	218
Liquor Law Arrests	11	13	15
Drug Arrests	267	344	526
Violent Offenses	143	159	166
Domestic Violence Reports	434	81	110
Property Offenses	1,032	1,246	1,060
<b>SCHOOL REPORTS</b>	<b>2020-21</b>	<b>2019-20</b>	<b>2018-19</b>
Enrollment Grades K-12	6,222	6,322	6,395
School Discipline Involving Alcohol	0	14	8
School Discipline Involving Drugs	10	6	13
School Discipline Involving Tobacco	0	1	1
Enrollment Grades 9-12	2,040	1,988	1,983
Dropouts	33	30	40
<b>JUVENILE COURT REFERRALS</b>	<b>2020</b>	<b>2019</b>	<b>2018</b>
Violent Offenses	10	24	23
Alcohol Offenses	2	0	2
Drug Offenses	1	8	18
<b>Juvenile Status Offenses</b>			
School Truancy	31	72	90
Absent from Home	7	5	19
Beyond Parental Control	33	37	57
Injurious Behavior	162	354	179
Child Abuse	76	60	48
Child Neglect	295	265	199
Child Custody Issues	12	13	14
<b>JUVENILE COURT PLACEMENTS</b>	<b>2020</b>	<b>2019</b>	<b>2018</b>
Total Out-of-Home Placements	104	122	104
<b>Conditions Present at Removal</b> <sup>4</sup>			
Parental Alcohol Use	1	7	5
Parental Drug Use	45	56	50
Parental Alcohol and Drug Use	9	2	2
<b>CRIMINAL JUSTICE</b>	<b>FY 2021</b>	<b>FY 2020</b>	<b>FY 2019</b>
Drug Treatment Court Participants	29	25	29
Probation/Parole Admissions--Drug	170	191	225
Probation/Parole Admissions--DWI	17	24	9
Prison Admissions--Drug	50	81	84
Prison Admissions--DWI	4	2	6
<b>EMPLOYMENT</b>	<b>2020</b>	<b>2019</b>	<b>2018</b>
Labor Force	19,776	19,828	19,662
Employed	18,833	19,177	19,056
Unemployed	943	651	606
Unemployment Rate	4.8%	3.3%	3.1%

1	Multi-county Kansas City hepatitis and TB case reports are included in Jackson County totals and all Joplin case reports are included in Jasper County totals.
2	Hospital counts for alcohol, drug, and mental disorders are based on diagnosis codes determined by the national Healthcare Cost and Utilization Program. Individuals are counted only once in each applicable diagnosis group regardless of number of times receiving hospital services in the calendar year.
3	In 2019 the National Incident Based Reporting System replaced the Uniform Crime Reporting system for Missouri crime and arrest reports. 2019 crime data might not be fully comparable to crime data in prior years.
4	DSS Children's Division reports do not capture reasons for removal but document conditions present. There are often multiple conditions and factors considered when a child is placed out of the home. Only the substance use conditions are included in this profile.

# PIKE COUNTY



<b>PLANNING AREA</b>	Central
<b>SERVICE AREAS</b>	
Substance Use	15
Mental Health	15
<b>POPULATION</b>	
Census 2010	18,516
April 2020 Estimate	17,552

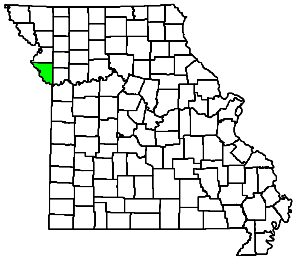
<b>BIRTHS AND DEATHS</b>	2020	2019	2018
Resident Births	207	202	215
Resident Deaths	230	195	213
COVID-19	23		
Suicide	6	3	3
Homicide	0	0	0
Alcohol Induced Deaths	2	0	1
Drug Induced Deaths	2	9	4
Smoking Attributable Deaths	29	25	32
<b>DISEASE INCIDENCE</b> <sup>1</sup>	2020	2019	2018
HIV Newly Diagnosed Cases	0	0	0
Hepatitis B Chronic, Acute, and Prenatal	1	0	2
Hepatitis C Chronic and Acute	24	34	27
Tuberculosis Infection Cases	6	6	4
<b>HOSPITAL</b> <sup>2</sup>	2019	2018	2017
<b>Alcohol Disorder Principal Diagnosis</b>			
Emergency Room, then Discharged	23	24	26
Emergency Room, then Admitted	4	6	6
Admitted without Emergency Room	2	4	2
<b>Alcohol Related (Secondary Diagnosis)</b>			
Emergency Room, then Discharged	51	68	49
Emergency Room, then Admitted	32	42	42
Admitted without Emergency Room	44	35	28
<b>Drug Disorder Principal Diagnosis</b>			
Emergency Room, then Discharged	19	28	25
Emergency Room, then Admitted	1	3	5
Admitted without Emergency Room	2	3	4
<b>Drug Related (Secondary Diagnosis)</b>			
Emergency Room, then Discharged	47	54	55
Emergency Room, then Admitted	45	41	44
Admitted without Emergency Room	51	47	55
<b>Mental Disorder Principal Diagnosis</b>			
Emergency Room, then Discharged	127	152	145
Emergency Room, then Admitted	61	60	50
Admitted without Emergency Room	63	79	51
<b>Mental Related (Secondary Diagnosis)</b>			
Emergency Room, then Discharged	364	785	529
Emergency Room, then Admitted	163	315	236
Admitted without Emergency Room	186	368	283

<b>ALCOHOL SALES OUTLETS</b>	2021	2020	2019
Alcohol On-premise Drink Licenses	24	24	25
Alcohol Package Carry-out Licenses	18	19	19
<b>IMPAIRED DRIVING</b>	2020	2019	2018
<b>Alcohol Involved Crashes</b>	11	9	12
Fatal Crashes	0	0	0
Injury Crashes	5	3	10
Property Damage Crashes	6	6	2
Crash Fatalities	0	0	0
Crash Injuries	7	3	14
<b>Drug Involved Crashes</b>	6	3	4
Fatal Crashes	0	0	0
Injury Crashes	2	2	2
Property Damage Crashes	4	1	2
Crash Fatalities	0	0	0
Crash Injuries	2	5	5
<b>POLICE REPORTS</b> <sup>3</sup>	2020	2019	2018
DUI Arrests, DWI Tracking System	51	32	46
Liquor Law Arrests	0	6	9
Drug Arrests	45	31	59
Violent Offenses	60	48	43
Domestic Violence Reports	99	111	112
Property Offenses	225	279	166
<b>SCHOOL REPORTS</b>	2020-21	2019-20	2018-19
Enrollment Grades K-12	2,454	2,491	2,430
School Discipline Involving Alcohol	0	0	3
School Discipline Involving Drugs	5	5	13
School Discipline Involving Tobacco	0	0	0
Enrollment Grades 9-12	780	763	735
Dropouts	20	6	5
<b>JUVENILE COURT REFERRALS</b>	2020	2019	2018
Violent Offenses	15	6	10
Alcohol Offenses	0	0	1
Drug Offenses	3	0	2
<b>Juvenile Status Offenses</b>			
School Truancy	6	17	6
Absent from Home	1	3	2
Beyond Parental Control	1	3	2
Injurious Behavior	15	16	5
Child Abuse	6	10	5
Child Neglect	48	43	26
Child Custody Issues	1	0	5
<b>JUVENILE COURT PLACEMENTS</b>	2020	2019	2018
Total Out-of-Home Placements	23	24	15
<b>Conditions Present at Removal</b> <sup>4</sup>			
Parental Alcohol Use	0	1	3
Parental Drug Use	6	7	7
Parental Alcohol and Drug Use	2	0	3
<b>CRIMINAL JUSTICE</b>	FY 2021	FY 2020	FY 2019
Drug Treatment Court Participants	16	19	14
Probation/Parole Admissions--Drug	65	62	66
Probation/Parole Admissions--DWI	6	4	2
Prison Admissions--Drug	23	17	29
Prison Admissions--DWI	1	1	0
<b>EMPLOYMENT</b>	2020	2019	2018
Labor Force	7,549	7,492	7,674
Employed	7,137	7,224	7,397
Unemployed	412	268	277
Unemployment Rate	5.5%	3.6%	3.6%

1	Multi-county Kansas City hepatitis and TB case reports are included in Jackson County totals and all Joplin case reports are included in Jasper County totals.
2	Hospital counts for alcohol, drug, and mental disorders are based on diagnosis codes determined by the national Healthcare Cost and Utilization Program. Individuals are counted only once in each applicable diagnosis group regardless of number of times receiving hospital services in the calendar year.
3	In 2019 the National Incident Based Reporting System replaced the Uniform Crime Reporting system for Missouri crime and arrest reports. 2019 crime data might not be fully comparable to crime data in prior years.
4	DSS Children's Division reports do not capture reasons for removal but document conditions present. There are often multiple conditions and factors considered when a child is placed out of the home. Only the substance use conditions are included in this profile.



# PLATTE COUNTY



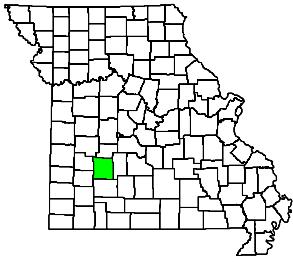
<b>PLANNING AREA</b>	Northwest
<b>SERVICE AREAS</b>	
Substance Use	6
Mental Health	6
<b>POPULATION</b>	
Census 2010	89,322
April 2020 Estimate	106,532

<b>BIRTHS AND DEATHS</b>	2020	2019	2018
Resident Births	1,173	1,212	1,219
Resident Deaths	877	744	747
COVID-19	68		
Suicide	12	22	20
Homicide	0	1	8
Alcohol Induced Deaths	15	20	9
Drug Induced Deaths	18	12	12
Smoking Attributable Deaths	103	107	107
<b>DISEASE INCIDENCE</b> <sup>1</sup>	2020	2019	2018
HIV Newly Diagnosed Cases	3	11	4
Hepatitis B Chronic, Acute, and Prenatal	1	3	0
Hepatitis C Chronic and Acute	5	9	11
Tuberculosis Infection Cases	6	20	5
<b>HOSPITAL</b> <sup>2</sup>	2019	2018	2017
<b>Alcohol Disorder Principal Diagnosis</b>			
Emergency Room, then Discharged	184	269	236
Emergency Room, then Admitted	5	24	31
Admitted without Emergency Room	84	71	87
<b>Alcohol Related (Secondary Diagnosis)</b>			
Emergency Room, then Discharged	159	177	199
Emergency Room, then Admitted	14	88	130
Admitted without Emergency Room	360	298	314
<b>Drug Disorder Principal Diagnosis</b>			
Emergency Room, then Discharged	101	107	105
Emergency Room, then Admitted	4	6	14
Admitted without Emergency Room	33	24	31
<b>Drug Related (Secondary Diagnosis)</b>			
Emergency Room, then Discharged	195	208	217
Emergency Room, then Admitted	19	101	101
Admitted without Emergency Room	443	337	343
<b>Mental Disorder Principal Diagnosis</b>			
Emergency Room, then Discharged	489	574	514
Emergency Room, then Admitted	12	54	32
Admitted without Emergency Room	559	735	454
<b>Mental Related (Secondary Diagnosis)</b>			
Emergency Room, then Discharged	791	1,037	967
Emergency Room, then Admitted	69	895	800
Admitted without Emergency Room	1,853	2,086	2,143

<b>ALCOHOL SALES OUTLETS</b>	2021	2020	2019
Alcohol On-premise Drink Licenses	138	134	135
Alcohol Package Carry-out Licenses	69	65	65
<b>IMPAIRED DRIVING</b>	2020	2019	2018
<b>Alcohol Involved Crashes</b>	68	88	94
Fatal Crashes	0	2	2
Injury Crashes	25	27	29
Property Damage Crashes	43	59	63
Crash Fatalities	0	2	2
Crash Injuries	32	34	32
<b>Drug Involved Crashes</b>	16	13	17
Fatal Crashes	2	1	0
Injury Crashes	3	5	7
Property Damage Crashes	11	7	10
Crash Fatalities	2	0	0
Crash Injuries	6	7	7
<b>POLICE REPORTS</b> <sup>3</sup>	2020	2019	2018
DUI Arrests, DWI Tracking System	306	351	365
Liquor Law Arrests	2	17	8
Drug Arrests	187	299	252
Violent Offenses	85	82	105
Domestic Violence Reports	196	204	187
Property Offenses	893	860	741
<b>SCHOOL REPORTS</b>	2020-21	2019-20	2018-19
Enrollment Grades K-12	17,097	17,215	17,044
School Discipline Involving Alcohol	0	4	2
School Discipline Involving Drugs	28	62	89
School Discipline Involving Tobacco	0	0	0
Enrollment Grades 9-12	5,403	5,264	5,236
Dropouts	72	47	58
<b>JUVENILE COURT REFERRALS</b>	2020	2019	2018
Violent Offenses	22	45	40
Alcohol Offenses	1	9	1
Drug Offenses	22	35	23
<b>Juvenile Status Offenses</b>			
School Truancy	27	29	26
Absent from Home	2	2	6
Beyond Parental Control	6	5	3
Injurious Behavior	20	28	20
Child Abuse	10	2	6
Child Neglect	18	26	15
Child Custody Issues	0	0	3
<b>JUVENILE COURT PLACEMENTS</b>	2020	2019	2018
Total Out-of-Home Placements	11	21	19
<b>Conditions Present at Removal</b> <sup>4</sup>			
Parental Alcohol Use	0	0	0
Parental Drug Use	3	5	1
Parental Alcohol and Drug Use	4	0	0
<b>CRIMINAL JUSTICE</b>	FY 2021	FY 2020	FY 2019
Drug Treatment Court Participants	76	88	83
Probation/Parole Admissions--Drug	142	176	219
Probation/Parole Admissions--DWI	17	26	15
Prison Admissions--Drug	32	54	73
Prison Admissions--DWI	4	5	10
<b>EMPLOYMENT</b>	2020	2019	2018
Labor Force	58,458	58,805	57,812
Employed	55,275	57,239	56,330
Unemployed	3,183	1,566	1,482
Unemployment Rate	5.4%	2.7%	2.6%

1	Multi-county Kansas City hepatitis and TB case reports are included in Jackson County totals and all Joplin case reports are included in Jasper County totals.
2	Hospital counts for alcohol, drug, and mental disorders are based on diagnosis codes determined by the national Healthcare Cost and Utilization Program. Individuals are counted only once in each applicable diagnosis group regardless of number of times receiving hospital services in the calendar year.
3	In 2019 the National Incident Based Reporting System replaced the Uniform Crime Reporting system for Missouri crime and arrest reports. 2019 crime data might not be fully comparable to crime data in prior years.
4	DSS Children's Division reports do not capture reasons for removal but document conditions present. There are often multiple conditions and factors considered when a child is placed out of the home. Only the substance use conditions are included in this profile.

# POLK COUNTY



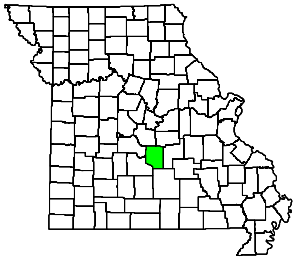
<b>PLANNING AREA</b>	Southwest
<b>SERVICE AREAS</b>	
Substance Use	10
Mental Health	10
<b>POPULATION</b>	
Census 2010	31,137
April 2020 Estimate	32,490

<b>BIRTHS AND DEATHS</b>	<b>2020</b>	<b>2019</b>	<b>2018</b>
Resident Births	376	438	423
Resident Deaths	420	382	374
COVID-19	41		
Suicide	10	4	7
Homicide	0	0	0
Alcohol Induced Deaths	4	4	2
Drug Induced Deaths	6	7	5
Smoking Attributable Deaths	58	66	56
<b>DISEASE INCIDENCE</b> <sup>1</sup>	<b>2020</b>	<b>2019</b>	<b>2018</b>
HIV Newly Diagnosed Cases	0	1	1
Hepatitis B Chronic, Acute, and Prenatal	2	1	2
Hepatitis C Chronic and Acute	18	27	27
Tuberculosis Infection Cases	4	10	6
<b>HOSPITAL</b> <sup>2</sup>	<b>2019</b>	<b>2018</b>	<b>2017</b>
<b>Alcohol Disorder Principal Diagnosis</b>			
Emergency Room, then Discharged	60	76	68
Emergency Room, then Admitted	14	31	27
Admitted without Emergency Room	9	12	9
<b>Alcohol Related (Secondary Diagnosis)</b>			
Emergency Room, then Discharged	92	71	84
Emergency Room, then Admitted	35	68	87
Admitted without Emergency Room	66	63	59
<b>Drug Disorder Principal Diagnosis</b>			
Emergency Room, then Discharged	64	89	55
Emergency Room, then Admitted	4	5	9
Admitted without Emergency Room	19	13	18
<b>Drug Related (Secondary Diagnosis)</b>			
Emergency Room, then Discharged	173	301	247
Emergency Room, then Admitted	53	93	83
Admitted without Emergency Room	132	138	124
<b>Mental Disorder Principal Diagnosis</b>			
Emergency Room, then Discharged	488	325	215
Emergency Room, then Admitted	55	110	84
Admitted without Emergency Room	136	308	142
<b>Mental Related (Secondary Diagnosis)</b>			
Emergency Room, then Discharged	1,858	3,266	2,485
Emergency Room, then Admitted	133	772	620
Admitted without Emergency Room	420	578	482

<b>ALCOHOL SALES OUTLETS</b>	<b>2021</b>	<b>2020</b>	<b>2019</b>
Alcohol On-premise Drink Licenses	15	17	16
Alcohol Package Carry-out Licenses	28	26	26
<b>IMPAIRED DRIVING</b>	<b>2020</b>	<b>2019</b>	<b>2018</b>
<b>Alcohol Involved Crashes</b>	20	26	16
Fatal Crashes	0	0	1
Injury Crashes	9	12	6
Property Damage Crashes	11	14	9
Crash Fatalities	0	0	1
Crash Injuries	9	17	8
<b>Drug Involved Crashes</b>	6	2	8
Fatal Crashes	0	0	1
Injury Crashes	2	1	2
Property Damage Crashes	4	1	5
Crash Fatalities	0	1	1
Crash Injuries	3	1	3
<b>POLICE REPORTS</b> <sup>3</sup>	<b>2020</b>	<b>2019</b>	<b>2018</b>
DUI Arrests, DWI Tracking System	37	79	88
Liquor Law Arrests	0	1	1
Drug Arrests	44	110	194
Violent Offenses	74	67	69
Domestic Violence Reports	374	493	331
Property Offenses	680	750	810
<b>SCHOOL REPORTS</b>	<b>2020-21</b>	<b>2019-20</b>	<b>2018-19</b>
Enrollment Grades K-12	4,734	4,945	4,859
School Discipline Involving Alcohol	0	1	0
School Discipline Involving Drugs	0	9	6
School Discipline Involving Tobacco	0	0	0
Enrollment Grades 9-12	1,564	1,574	1,550
Dropouts	10	15	33
<b>JUVENILE COURT REFERRALS</b>	<b>2020</b>	<b>2019</b>	<b>2018</b>
Violent Offenses	59	51	61
Alcohol Offenses	5	1	1
Drug Offenses	11	13	10
<b>Juvenile Status Offenses</b>			
School Truancy	2	4	3
Absent from Home	45	29	25
Beyond Parental Control	16	17	9
Injurious Behavior	9	14	16
Child Abuse	13	34	5
Child Neglect	68	50	70
Child Custody Issues	20	8	13
<b>JUVENILE COURT PLACEMENTS</b>	<b>2020</b>	<b>2019</b>	<b>2018</b>
Total Out-of-Home Placements	23	23	23
<b>Conditions Present at Removal</b> <sup>4</sup>			
Parental Alcohol Use	2	0	0
Parental Drug Use	8	10	17
Parental Alcohol and Drug Use	2	0	0
<b>CRIMINAL JUSTICE</b>	<b>FY 2021</b>	<b>FY 2020</b>	<b>FY 2019</b>
Drug Treatment Court Participants	0	0	0
Probation/Parole Admissions--Drug	134	139	124
Probation/Parole Admissions--DWI	9	12	4
Prison Admissions--Drug	55	58	75
Prison Admissions--DWI	0	3	1
<b>EMPLOYMENT</b>	<b>2020</b>	<b>2019</b>	<b>2018</b>
Labor Force	14,331	14,584	14,329
Employed	13,661	14,081	13,806
Unemployed	670	503	523
Unemployment Rate	4.7%	3.4%	3.6%

1	Multi-county Kansas City hepatitis and TB case reports are included in Jackson County totals and all Joplin case reports are included in Jasper County totals.
2	Hospital counts for alcohol, drug, and mental disorders are based on diagnosis codes determined by the national Healthcare Cost and Utilization Program. Individuals are counted only once in each applicable diagnosis group regardless of number of times receiving hospital services in the calendar year.
3	In 2019 the National Incident Based Reporting System replaced the Uniform Crime Reporting system for Missouri crime and arrest reports. 2019 crime data might not be fully comparable to crime data in prior years.
4	DSS Children's Division reports do not capture reasons for removal but document conditions present. There are often multiple conditions and factors considered when a child is placed out of the home. Only the substance use conditions are included in this profile.

# PULASKI COUNTY



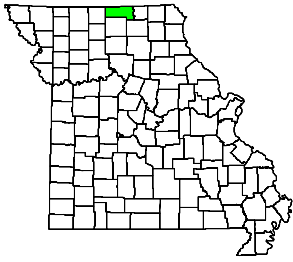
<b>PLANNING AREA</b>	Central
<b>SERVICE AREAS</b>	
Substance Use	11
Mental Health	11
<b>POPULATION</b>	
Census 2010	52,274
April 2020 Estimate	52,709

	2020	2019	2018
<b>BIRTHS AND DEATHS</b>			
Resident Births	708	720	714
Resident Deaths	407	344	339
COVID-19	39		
Suicide	7	9	8
Homicide	1	1	5
Alcohol Induced Deaths	3	4	4
Drug Induced Deaths	29	25	13
Smoking Attributable Deaths	59	50	59
<b>DISEASE INCIDENCE</b> <sup>1</sup>	<b>2020</b>	<b>2019</b>	<b>2018</b>
HIV Newly Diagnosed Cases	2	1	3
Hepatitis B Chronic, Acute, and Prenatal	12	9	9
Hepatitis C Chronic and Acute	27	33	10
Tuberculosis Infection Cases	24	75	4
<b>HOSPITAL</b> <sup>2</sup>	<b>2019</b>	<b>2018</b>	<b>2017</b>
<b>Alcohol Disorder Principal Diagnosis</b>			
Emergency Room, then Discharged	57	63	53
Emergency Room, then Admitted	16	17	15
Admitted without Emergency Room	10	11	18
<b>Alcohol Related (Secondary Diagnosis)</b>			
Emergency Room, then Discharged	60	45	44
Emergency Room, then Admitted	84	88	90
Admitted without Emergency Room	67	65	77
<b>Drug Disorder Principal Diagnosis</b>			
Emergency Room, then Discharged	92	91	78
Emergency Room, then Admitted	18	22	18
Admitted without Emergency Room	11	45	49
<b>Drug Related (Secondary Diagnosis)</b>			
Emergency Room, then Discharged	80	72	80
Emergency Room, then Admitted	127	116	121
Admitted without Emergency Room	115	123	110
<b>Mental Disorder Principal Diagnosis</b>			
Emergency Room, then Discharged	200	216	193
Emergency Room, then Admitted	155	137	123
Admitted without Emergency Room	186	250	160
<b>Mental Related (Secondary Diagnosis)</b>			
Emergency Room, then Discharged	265	593	406
Emergency Room, then Admitted	358	621	619
Admitted without Emergency Room	461	752	731

	2021	2020	2019
<b>ALCOHOL SALES OUTLETS</b>			
Alcohol On-premise Drink Licenses	53	52	54
Alcohol Package Carry-out Licenses	37	35	37
<b>IMPAIRED DRIVING</b>	<b>2020</b>	<b>2019</b>	<b>2018</b>
<b>Alcohol Involved Crashes</b>	49	44	42
Fatal Crashes	1	1	2
Injury Crashes	17	13	12
Property Damage Crashes	31	30	28
Crash Fatalities	1	1	2
Crash Injuries	19	19	14
<b>Drug Involved Crashes</b>	10	13	25
Fatal Crashes	1	0	0
Injury Crashes	4	4	10
Property Damage Crashes	5	9	15
Crash Fatalities	1	0	0
Crash Injuries	4	4	13
<b>POLICE REPORTS</b> <sup>3</sup>	<b>2020</b>	<b>2019</b>	<b>2018</b>
DUI Arrests, DWI Tracking System	162	153	203
Liquor Law Arrests	1	2	19
Drug Arrests	188	440	638
Violent Offenses	96	227	199
Domestic Violence Reports	198	135	125
Property Offenses	650	967	844
<b>SCHOOL REPORTS</b>	<b>2020-21</b>	<b>2019-20</b>	<b>2018-19</b>
Enrollment Grades K-12	8,069	8,442	9,046
School Discipline Involving Alcohol	0	5	5
School Discipline Involving Drugs	14	12	27
School Discipline Involving Tobacco	0	2	7
Enrollment Grades 9-12	2,263	2,360	2,448
Dropouts	43	26	14
<b>JUVENILE COURT REFERRALS</b>	<b>2020</b>	<b>2019</b>	<b>2018</b>
Violent Offenses	18	34	38
Alcohol Offenses	0	2	1
Drug Offenses	7	13	22
<b>Juvenile Status Offenses</b>			
School Truancy	59	24	46
Absent from Home	20	11	22
Beyond Parental Control	8	8	7
Injurious Behavior	82	221	114
Child Abuse	68	82	156
Child Neglect	145	191	198
Child Custody Issues	5	16	12
<b>JUVENILE COURT PLACEMENTS</b>	<b>2020</b>	<b>2019</b>	<b>2018</b>
Total Out-of-Home Placements	89	76	84
<b>Conditions Present at Removal</b> <sup>4</sup>			
Parental Alcohol Use	1	1	0
Parental Drug Use	53	47	46
Parental Alcohol and Drug Use	4	0	0
<b>CRIMINAL JUSTICE</b>	<b>FY 2021</b>	<b>FY 2020</b>	<b>FY 2019</b>
Drug Treatment Court Participants	39	55	48
Probation/Parole Admissions--Drug	116	159	207
Probation/Parole Admissions--DWI	3	7	1
Prison Admissions--Drug	50	58	78
Prison Admissions--DWI	1	1	0
<b>EMPLOYMENT</b>	<b>2020</b>	<b>2019</b>	<b>2018</b>
Labor Force	14,583	14,692	14,629
Employed	13,761	14,094	14,103
Unemployed	822	598	526
Unemployment Rate	5.6%	4.1%	3.6%

1	Multi-county Kansas City hepatitis and TB case reports are included in Jackson County totals and all Joplin case reports are included in Jasper County totals.
2	Hospital counts for alcohol, drug, and mental disorders are based on diagnosis codes determined by the national Healthcare Cost and Utilization Program. Individuals are counted only once in each applicable diagnosis group regardless of number of times receiving hospital services in the calendar year.
3	In 2019 the National Incident Based Reporting System replaced the Uniform Crime Reporting system for Missouri crime and arrest reports. 2019 crime data might not be fully comparable to crime data in prior years.
4	DSS Children's Division reports do not capture reasons for removal but document conditions present. There are often multiple conditions and factors considered when a child is placed out of the home. Only the substance use conditions are included in this profile.

# PUTNAM COUNTY



<b>PLANNING AREA</b>	Northwest
<b>SERVICE AREAS</b>	
Substance Use	13
Mental Health	13
<b>POPULATION</b>	
Census 2010	4,979
April 2020 Estimate	4,688

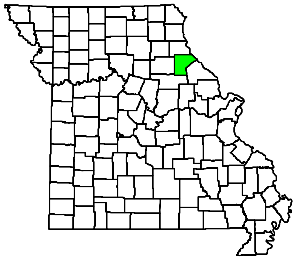
<b>BIRTHS AND DEATHS</b>	2020	2019	2018
Resident Births	66	47	61
Resident Deaths	72	87	61
COVID-19	8		
Suicide	2	0	0
Homicide	0	0	0
Alcohol Induced Deaths	0	0	1
Drug Induced Deaths	1	1	0
Smoking Attributable Deaths	10	11	12
<b>DISEASE INCIDENCE</b> <sup>1</sup>	2020	2019	2018
HIV Newly Diagnosed Cases	0	0	0
Hepatitis B Chronic, Acute, and Prenatal	0	1	0
Hepatitis C Chronic and Acute	1	4	2
Tuberculosis Infection Cases	0	0	0
<b>HOSPITAL</b> <sup>2</sup>	2019	2018	2017
<b>Alcohol Disorder Principal Diagnosis</b>			
Emergency Room, then Discharged	6	3	10
Emergency Room, then Admitted	0	0	0
Admitted without Emergency Room	1	1	4
<b>Alcohol Related (Secondary Diagnosis)</b>			
Emergency Room, then Discharged	5	12	14
Emergency Room, then Admitted	5	5	3
Admitted without Emergency Room	5	9	16
<b>Drug Disorder Principal Diagnosis</b>			
Emergency Room, then Discharged	4	10	2
Emergency Room, then Admitted	3	0	1
Admitted without Emergency Room	1	5	0
<b>Drug Related (Secondary Diagnosis)</b>			
Emergency Room, then Discharged	10	14	12
Emergency Room, then Admitted	4	8	2
Admitted without Emergency Room	17	8	9
<b>Mental Disorder Principal Diagnosis</b>			
Emergency Room, then Discharged	14	46	29
Emergency Room, then Admitted	3	13	6
Admitted without Emergency Room	14	20	7
<b>Mental Related (Secondary Diagnosis)</b>			
Emergency Room, then Discharged	153	129	82
Emergency Room, then Admitted	8	15	15
Admitted without Emergency Room	78	167	122

1	Multi-county Kansas City hepatitis and TB case reports are included in Jackson County totals and all Joplin case reports are included in Jasper County totals.
2	Hospital counts for alcohol, drug, and mental disorders are based on diagnosis codes determined by the national Healthcare Cost and Utilization Program. Individuals are counted only once in each applicable diagnosis group regardless of number of times receiving hospital services in the calendar year.
3	In 2019 the National Incident Based Reporting System replaced the Uniform Crime Reporting system for Missouri crime and arrest reports. 2019 crime data might not be fully comparable to crime data in prior years.
4	DSS Children's Division reports do not capture reasons for removal but document conditions present. There are often multiple conditions and factors considered when a child is placed out of the home. Only the substance use conditions are included in this profile.

<b>ALCOHOL SALES OUTLETS</b>	2021	2020	2019
Alcohol On-premise Drink Licenses	2	2	2
Alcohol Package Carry-out Licenses	7	7	6
<b>IMPAIRED DRIVING</b>	2020	2019	2018
<b>Alcohol Involved Crashes</b>	4	2	2
Fatal Crashes	0	0	0
Injury Crashes	1	0	0
Property Damage Crashes	3	2	2
Crash Fatalities	0	0	0
Crash Injuries	1	0	0
<b>Drug Involved Crashes</b>	1	0	0
Fatal Crashes	0	0	0
Injury Crashes	1	0	0
Property Damage Crashes	0	0	0
Crash Fatalities	0	0	0
Crash Injuries	1	0	0
<b>POLICE REPORTS</b> <sup>3</sup>	2020	2019	2018
DUI Arrests, DWI Tracking System	17	18	16
Liquor Law Arrests	0	0	3
Drug Arrests	0	0	6
Violent Offenses	1	2	9
Domestic Violence Reports	1	3	11
Property Offenses	0	16	15
<b>SCHOOL REPORTS</b>	2020-21	2019-20	2018-19
Enrollment Grades K-12	610	654	642
School Discipline Involving Alcohol	0	0	1
School Discipline Involving Drugs	0	0	3
School Discipline Involving Tobacco	0	0	1
Enrollment Grades 9-12	196	210	204
Dropouts	0	0	0
<b>JUVENILE COURT REFERRALS</b>	2020	2019	2018
Violent Offenses	1	5	3
Alcohol Offenses	1	1	4
Drug Offenses	2	0	0
<b>Juvenile Status Offenses</b>			
School Truancy	0	0	4
Absent from Home	2	9	0
Beyond Parental Control	0	3	1
Injurious Behavior	8	8	4
Child Abuse	7	20	6
Child Neglect	15	40	19
Child Custody Issues	0	0	0
<b>JUVENILE COURT PLACEMENTS</b>	2020	2019	2018
Total Out-of-Home Placements	7	15	8
<b>Conditions Present at Removal</b> <sup>4</sup>			
Parental Alcohol Use	0	0	4
Parental Drug Use	3	4	0
Parental Alcohol and Drug Use	0	0	0
<b>CRIMINAL JUSTICE</b>	FY 2021	FY 2020	FY 2019
Drug Treatment Court Participants	9	5	4
Probation/Parole Admissions--Drug	10	11	17
Probation/Parole Admissions--DWI	0	3	2
Prison Admissions--Drug	3	2	6
Prison Admissions--DWI	0	0	2
<b>EMPLOYMENT</b>	2020	2019	2018
Labor Force	2,275	2,291	2,440
Employed	2,175	2,207	2,356
Unemployed	100	84	84
Unemployment Rate	4.4%	3.7%	3.4%



# RALLS COUNTY



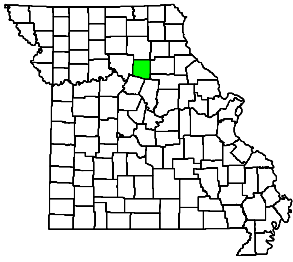
<b>PLANNING AREA</b>	Central
<b>SERVICE AREAS</b>	
Substance Use	15
Mental Health	15
<b>POPULATION</b>	
Census 2010	10,167
April 2020 Estimate	10,299

<b>BIRTHS AND DEATHS</b>	2020	2019	2018
Resident Births	100	91	93
Resident Deaths	146	105	86
COVID-19	13		
Suicide	1	3	1
Homicide	0	0	0
Alcohol Induced Deaths	0	0	0
Drug Induced Deaths	1	2	1
Smoking Attributable Deaths	22	20	18
<b>DISEASE INCIDENCE</b> <sup>1</sup>	2020	2019	2018
HIV Newly Diagnosed Cases	0	0	0
Hepatitis B Chronic, Acute, and Prenatal	0	0	0
Hepatitis C Chronic and Acute	6	6	7
Tuberculosis Infection Cases	0	3	0
<b>HOSPITAL</b> <sup>2</sup>	2019	2018	2017
<b>Alcohol Disorder Principal Diagnosis</b>			
Emergency Room, then Discharged	8	5	8
Emergency Room, then Admitted	2	2	1
Admitted without Emergency Room	1	0	0
<b>Alcohol Related (Secondary Diagnosis)</b>			
Emergency Room, then Discharged	4	16	6
Emergency Room, then Admitted	13	20	6
Admitted without Emergency Room	3	7	3
<b>Drug Disorder Principal Diagnosis</b>			
Emergency Room, then Discharged	4	13	10
Emergency Room, then Admitted	1	3	0
Admitted without Emergency Room	1	0	0
<b>Drug Related (Secondary Diagnosis)</b>			
Emergency Room, then Discharged	5	10	15
Emergency Room, then Admitted	13	18	5
Admitted without Emergency Room	7	13	11
<b>Mental Disorder Principal Diagnosis</b>			
Emergency Room, then Discharged	35	57	39
Emergency Room, then Admitted	5	13	6
Admitted without Emergency Room	15	33	19
<b>Mental Related (Secondary Diagnosis)</b>			
Emergency Room, then Discharged	65	82	93
Emergency Room, then Admitted	74	145	73
Admitted without Emergency Room	55	64	89

<b>ALCOHOL SALES OUTLETS</b>	2021	2020	2019
Alcohol On-premise Drink Licenses	13	16	13
Alcohol Package Carry-out Licenses	17	17	19
<b>IMPAIRED DRIVING</b>	2020	2019	2018
<b>Alcohol Involved Crashes</b>	15	19	11
Fatal Crashes	3	0	0
Injury Crashes	6	8	7
Property Damage Crashes	6	11	4
Crash Fatalities	3	0	0
Crash Injuries	11	11	9
<b>Drug Involved Crashes</b>	8	0	4
Fatal Crashes	3	0	1
Injury Crashes	4	0	0
Property Damage Crashes	1	0	3
Crash Fatalities	3	0	1
Crash Injuries	7	0	1
<b>POLICE REPORTS</b> <sup>3</sup>	2020	2019	2018
DUI Arrests, DWI Tracking System	45	50	58
Liquor Law Arrests	0	4	14
Drug Arrests	20	58	99
Violent Offenses	22	34	12
Domestic Violence Reports	18	34	29
Property Offenses	77	103	89
<b>SCHOOL REPORTS</b>	2020-21	2019-20	2018-19
Enrollment Grades K-12	734	731	721
School Discipline Involving Alcohol	0	0	0
School Discipline Involving Drugs	0	0	1
School Discipline Involving Tobacco	0	0	1
Enrollment Grades 9-12	245	239	211
Dropouts	0	0	0
<b>JUVENILE COURT REFERRALS</b>	2020	2019	2018
Violent Offenses	0	6	5
Alcohol Offenses	0	1	0
Drug Offenses	0	1	2
<b>Juvenile Status Offenses</b>			
School Truancy	0	1	12
Absent from Home	0	0	0
Beyond Parental Control	1	9	4
Injurious Behavior	0	4	1
Child Abuse	0	1	0
Child Neglect	0	3	4
Child Custody Issues	1	0	0
<b>JUVENILE COURT PLACEMENTS</b>	2020	2019	2018
Total Out-of-Home Placements	8	7	6
<b>Conditions Present at Removal</b> <sup>4</sup>			
Parental Alcohol Use	0	0	0
Parental Drug Use	3	1	0
Parental Alcohol and Drug Use	0	1	0
<b>CRIMINAL JUSTICE</b>	FY 2021	FY 2020	FY 2019
Drug Treatment Court Participants	0	0	0
Probation/Parole Admissions--Drug	21	42	39
Probation/Parole Admissions--DWI	1	3	0
Prison Admissions--Drug	12	15	20
Prison Admissions--DWI	1	0	0
<b>EMPLOYMENT</b>	2020	2019	2018
Labor Force	5,627	5,662	5,618
Employed	5,376	5,484	5,460
Unemployed	251	178	158
Unemployment Rate	4.5%	3.1%	2.8%

1	Multi-county Kansas City hepatitis and TB case reports are included in Jackson County totals and all Joplin case reports are included in Jasper County totals.
2	Hospital counts for alcohol, drug, and mental disorders are based on diagnosis codes determined by the national Healthcare Cost and Utilization Program. Individuals are counted only once in each applicable diagnosis group regardless of number of times receiving hospital services in the calendar year.
3	In 2019 the National Incident Based Reporting System replaced the Uniform Crime Reporting system for Missouri crime and arrest reports. 2019 crime data might not be fully comparable to crime data in prior years.
4	DSS Children's Division reports do not capture reasons for removal but document conditions present. There are often multiple conditions and factors considered when a child is placed out of the home. Only the substance use conditions are included in this profile.

# RANDOLPH COUNTY



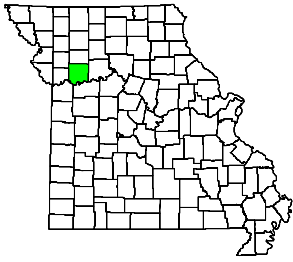
<b>PLANNING AREA</b>	Central
<b>SERVICE AREAS</b>	
Substance Use	12
Mental Health	12
<b>POPULATION</b>	
Census 2010	25,414
April 2020 Estimate	24,409

<b>BIRTHS AND DEATHS</b>	<b>2020</b>	<b>2019</b>	<b>2018</b>
Resident Births	253	270	311
Resident Deaths	342	301	279
COVID-19	41		
Suicide	6	6	6
Homicide	0	0	1
Alcohol Induced Deaths	0	1	3
Drug Induced Deaths	2	5	2
Smoking Attributable Deaths	51	60	48
<b>DISEASE INCIDENCE</b> <sup>1</sup>	<b>2020</b>	<b>2019</b>	<b>2018</b>
HIV Newly Diagnosed Cases	0	1	0
Hepatitis B Chronic, Acute, and Prenatal	1	0	3
Hepatitis C Chronic and Acute	77	55	17
Tuberculosis Infection Cases	3	1	2
<b>HOSPITAL</b> <sup>2</sup>	<b>2019</b>	<b>2018</b>	<b>2017</b>
<b>Alcohol Disorder Principal Diagnosis</b>			
Emergency Room, then Discharged	34	31	57
Emergency Room, then Admitted	6	17	7
Admitted without Emergency Room	8	11	8
<b>Alcohol Related (Secondary Diagnosis)</b>			
Emergency Room, then Discharged	25	41	32
Emergency Room, then Admitted	44	63	51
Admitted without Emergency Room	42	71	70
<b>Drug Disorder Principal Diagnosis</b>			
Emergency Room, then Discharged	38	41	46
Emergency Room, then Admitted	17	28	14
Admitted without Emergency Room	7	10	12
<b>Drug Related (Secondary Diagnosis)</b>			
Emergency Room, then Discharged	77	83	92
Emergency Room, then Admitted	67	78	93
Admitted without Emergency Room	102	76	87
<b>Mental Disorder Principal Diagnosis</b>			
Emergency Room, then Discharged	178	231	210
Emergency Room, then Admitted	76	152	89
Admitted without Emergency Room	121	152	95
<b>Mental Related (Secondary Diagnosis)</b>			
Emergency Room, then Discharged	948	885	562
Emergency Room, then Admitted	205	501	448
Admitted without Emergency Room	411	716	759

<b>ALCOHOL SALES OUTLETS</b>	<b>2021</b>	<b>2020</b>	<b>2019</b>
Alcohol On-premise Drink Licenses	24	25	27
Alcohol Package Carry-out Licenses	27	25	25
<b>IMPAIRED DRIVING</b>	<b>2020</b>	<b>2019</b>	<b>2018</b>
<b>Alcohol Involved Crashes</b>	22	13	18
Fatal Crashes	1	1	0
Injury Crashes	6	5	8
Property Damage Crashes	15	7	10
Crash Fatalities	1	1	0
Crash Injuries	8	8	9
<b>Drug Involved Crashes</b>	5	9	5
Fatal Crashes	0	0	0
Injury Crashes	2	6	2
Property Damage Crashes	3	3	3
Crash Fatalities	0	0	0
Crash Injuries	3	6	2
<b>POLICE REPORTS</b> <sup>3</sup>	<b>2020</b>	<b>2019</b>	<b>2018</b>
DUI Arrests, DWI Tracking System	112	104	125
Liquor Law Arrests	0	1	4
Drug Arrests	90	106	250
Violent Offenses	85	95	144
Domestic Violence Reports	131	156	135
Property Offenses	299	381	328
<b>SCHOOL REPORTS</b>	<b>2020-21</b>	<b>2019-20</b>	<b>2018-19</b>
Enrollment Grades K-12	3,287	3,420	3,518
School Discipline Involving Alcohol	0	0	0
School Discipline Involving Drugs	12	8	6
School Discipline Involving Tobacco	0	0	0
Enrollment Grades 9-12	1,092	1,083	1,119
Dropouts	21	9	17
<b>JUVENILE COURT REFERRALS</b>	<b>2020</b>	<b>2019</b>	<b>2018</b>
Violent Offenses	22	11	14
Alcohol Offenses	1	1	1
Drug Offenses	2	3	11
<b>Juvenile Status Offenses</b>			
School Truancy	52	124	90
Absent from Home	14	5	6
Beyond Parental Control	11	30	28
Injurious Behavior	87	120	113
Child Abuse	126	101	114
Child Neglect	151	152	169
Child Custody Issues	0	0	7
<b>JUVENILE COURT PLACEMENTS</b>	<b>2020</b>	<b>2019</b>	<b>2018</b>
Total Out-of-Home Placements	53	96	67
<b>Conditions Present at Removal</b> <sup>4</sup>			
Parental Alcohol Use	1	6	4
Parental Drug Use	13	31	26
Parental Alcohol and Drug Use	1	1	2
<b>CRIMINAL JUSTICE</b>	<b>FY 2021</b>	<b>FY 2020</b>	<b>FY 2019</b>
Drug Treatment Court Participants	14	17	18
Probation/Parole Admissions--Drug	115	136	175
Probation/Parole Admissions--DWI	11	18	14
Prison Admissions--Drug	41	40	51
Prison Admissions--DWI	6	4	1
<b>EMPLOYMENT</b>	<b>2020</b>	<b>2019</b>	<b>2018</b>
Labor Force	10,210	10,380	10,257
Employed	9,605	9,978	9,863
Unemployed	605	402	394
Unemployment Rate	5.9%	3.9%	3.8%

1	Multi-county Kansas City hepatitis and TB case reports are included in Jackson County totals and all Joplin case reports are included in Jasper County totals.
2	Hospital counts for alcohol, drug, and mental disorders are based on diagnosis codes determined by the national Healthcare Cost and Utilization Program. Individuals are counted only once in each applicable diagnosis group regardless of number of times receiving hospital services in the calendar year.
3	In 2019 the National Incident Based Reporting System replaced the Uniform Crime Reporting system for Missouri crime and arrest reports. 2019 crime data might not be fully comparable to crime data in prior years.
4	DSS Children's Division reports do not capture reasons for removal but document conditions present. There are often multiple conditions and factors considered when a child is placed out of the home. Only the substance use conditions are included in this profile.

# RAY COUNTY



**PLANNING AREA** Northwest

**SERVICE AREAS**

Substance Use 6  
Mental Health 6

**POPULATION**

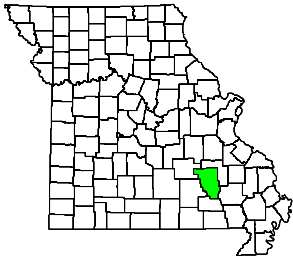
Census 2010 23,494  
April 2020 Estimate 22,915

	2020	2019	2018
<b>BIRTHS AND DEATHS</b>			
Resident Births	264	248	268
Resident Deaths	339	247	277
COVID-19	23		
Suicide	3	7	7
Homicide	0	0	0
Alcohol Induced Deaths	4	0	1
Drug Induced Deaths	1	3	3
Smoking Attributable Deaths	59	43	62
<b>DISEASE INCIDENCE</b> <sup>1</sup>	<b>2020</b>	<b>2019</b>	<b>2018</b>
HIV Newly Diagnosed Cases	0	0	0
Hepatitis B Chronic, Acute, and Prenatal	1	2	0
Hepatitis C Chronic and Acute	12	13	11
Tuberculosis Infection Cases	2	1	0
<b>HOSPITAL</b> <sup>2</sup>	<b>2019</b>	<b>2018</b>	<b>2017</b>
<b>Alcohol Disorder Principal Diagnosis</b>			
Emergency Room, then Discharged	35	42	60
Emergency Room, then Admitted	3	6	11
Admitted without Emergency Room	7	19	5
<b>Alcohol Related (Secondary Diagnosis)</b>			
Emergency Room, then Discharged	38	54	66
Emergency Room, then Admitted	21	52	51
Admitted without Emergency Room	53	59	51
<b>Drug Disorder Principal Diagnosis</b>			
Emergency Room, then Discharged	31	34	42
Emergency Room, then Admitted	3	2	3
Admitted without Emergency Room	7	7	12
<b>Drug Related (Secondary Diagnosis)</b>			
Emergency Room, then Discharged	56	92	95
Emergency Room, then Admitted	34	54	51
Admitted without Emergency Room	106	113	96
<b>Mental Disorder Principal Diagnosis</b>			
Emergency Room, then Discharged	168	225	161
Emergency Room, then Admitted	4	15	8
Admitted without Emergency Room	101	148	102
<b>Mental Related (Secondary Diagnosis)</b>			
Emergency Room, then Discharged	308	702	426
Emergency Room, then Admitted	170	435	340
Admitted without Emergency Room	425	631	451

	2021	2020	2019
<b>ALCOHOL SALES OUTLETS</b>			
Alcohol On-premise Drink Licenses	18	19	17
Alcohol Package Carry-out Licenses	23	21	19
<b>IMPAIRED DRIVING</b>	<b>2020</b>	<b>2019</b>	<b>2018</b>
<b>Alcohol Involved Crashes</b>	18	16	20
Fatal Crashes	2	1	1
Injury Crashes	7	8	8
Property Damage Crashes	9	7	11
Crash Fatalities	2	1	1
Crash Injuries	11	9	12
<b>Drug Involved Crashes</b>	9	9	7
Fatal Crashes	1	1	2
Injury Crashes	1	2	1
Property Damage Crashes	7	6	4
Crash Fatalities	1	1	2
Crash Injuries	2	3	2
<b>POLICE REPORTS</b> <sup>3</sup>	<b>2020</b>	<b>2019</b>	<b>2018</b>
DUI Arrests, DWI Tracking System	70	51	64
Liquor Law Arrests	0	12	9
Drug Arrests	78	132	183
Violent Offenses	136	130	159
Domestic Violence Reports	349	262	342
Property Offenses	317	341	397
<b>SCHOOL REPORTS</b>	<b>2020-21</b>	<b>2019-20</b>	<b>2018-19</b>
Enrollment Grades K-12	2,965	3,027	3,047
School Discipline Involving Alcohol	0	0	1
School Discipline Involving Drugs	0	5	2
School Discipline Involving Tobacco	0	1	0
Enrollment Grades 9-12	911	924	960
Dropouts	15	0	10
<b>JUVENILE COURT REFERRALS</b>	<b>2020</b>	<b>2019</b>	<b>2018</b>
Violent Offenses	30	30	47
Alcohol Offenses	1	2	2
Drug Offenses	5	8	5
<b>Juvenile Status Offenses</b>			
School Truancy	6	30	16
Absent from Home	22	18	20
Beyond Parental Control	3	8	21
Injurious Behavior	54	74	47
Child Abuse	15	18	27
Child Neglect	17	11	8
Child Custody Issues	0	0	2
<b>JUVENILE COURT PLACEMENTS</b>	<b>2020</b>	<b>2019</b>	<b>2018</b>
Total Out-of-Home Placements	14	9	6
<b>Conditions Present at Removal</b> <sup>4</sup>			
Parental Alcohol Use	0	0	0
Parental Drug Use	5	4	0
Parental Alcohol and Drug Use	0	0	0
<b>CRIMINAL JUSTICE</b>	<b>FY 2021</b>	<b>FY 2020</b>	<b>FY 2019</b>
Drug Treatment Court Participants	15	27	38
Probation/Parole Admissions--Drug	80	117	133
Probation/Parole Admissions--DWI	5	6	0
Prison Admissions--Drug	40	31	58
Prison Admissions--DWI	3	1	1
<b>EMPLOYMENT</b>	<b>2020</b>	<b>2019</b>	<b>2018</b>
Labor Force	10,966	11,033	11,048
Employed	10,213	10,632	10,651
Unemployed	753	401	397
Unemployment Rate	6.9%	3.6%	3.6%

1	Multi-county Kansas City hepatitis and TB case reports are included in Jackson County totals and all Joplin case reports are included in Jasper County totals.
2	Hospital counts for alcohol, drug, and mental disorders are based on diagnosis codes determined by the national Healthcare Cost and Utilization Program. Individuals are counted only once in each applicable diagnosis group regardless of number of times receiving hospital services in the calendar year.
3	In 2019 the National Incident Based Reporting System replaced the Uniform Crime Reporting system for Missouri crime and arrest reports. 2019 crime data might not be fully comparable to crime data in prior years.
4	DSS Children's Division reports do not capture reasons for removal but document conditions present. There are often multiple conditions and factors considered when a child is placed out of the home. Only the substance use conditions are included in this profile.

# REYNOLDS COUNTY



<b>PLANNING AREA</b>	Southeast
<b>SERVICE AREAS</b>	
Substance Use	19
Mental Health	19
<b>POPULATION</b>	
Census 2010	6,696
April 2020 Estimate	6,198

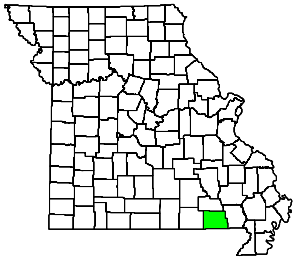
	2020	2019	2018
<b>BIRTHS AND DEATHS</b>			
Resident Births	76	68	73
Resident Deaths	95	98	99
COVID-19	4		
Suicide	1	0	4
Homicide	0	0	1
Alcohol Induced Deaths	0	0	1
Drug Induced Deaths	0	1	1
Smoking Attributable Deaths	18	19	17
<b>DISEASE INCIDENCE</b> <sup>1</sup>			
HIV Newly Diagnosed Cases	0	0	0
Hepatitis B Chronic, Acute, and Prenatal	1	0	0
Hepatitis C Chronic and Acute	7	10	6
Tuberculosis Infection Cases	1	1	1
<b>HOSPITAL</b> <sup>2</sup>			
<b>Alcohol Disorder Principal Diagnosis</b>			
Emergency Room, then Discharged	14	9	7
Emergency Room, then Admitted	2	1	2
Admitted without Emergency Room	2	2	1
<b>Alcohol Related (Secondary Diagnosis)</b>			
Emergency Room, then Discharged	14	8	12
Emergency Room, then Admitted	14	7	18
Admitted without Emergency Room	9	17	12
<b>Drug Disorder Principal Diagnosis</b>			
Emergency Room, then Discharged	2	4	9
Emergency Room, then Admitted	2	2	3
Admitted without Emergency Room	1	3	1
<b>Drug Related (Secondary Diagnosis)</b>			
Emergency Room, then Discharged	31	22	29
Emergency Room, then Admitted	33	18	16
Admitted without Emergency Room	18	24	25
<b>Mental Disorder Principal Diagnosis</b>			
Emergency Room, then Discharged	37	36	30
Emergency Room, then Admitted	25	15	10
Admitted without Emergency Room	25	35	15
<b>Mental Related (Secondary Diagnosis)</b>			
Emergency Room, then Discharged	116	167	128
Emergency Room, then Admitted	76	127	106
Admitted without Emergency Room	75	162	142

	2021	2020	2019
<b>ALCOHOL SALES OUTLETS</b>			
Alcohol On-premise Drink Licenses	7	7	6
Alcohol Package Carry-out Licenses	11	13	14
<b>IMPAIRED DRIVING</b>			
<b>Alcohol Involved Crashes</b>			
Fatal Crashes	0	1	0
Injury Crashes	5	3	3
Property Damage Crashes	3	3	9
Crash Fatalities	0	1	0
Crash Injuries	10	5	5
<b>Drug Involved Crashes</b>			
Fatal Crashes	0	1	0
Injury Crashes	0	0	1
Property Damage Crashes	1	0	1
Crash Fatalities	0	1	0
Crash Injuries	0	0	1
<b>POLICE REPORTS</b> <sup>3</sup>			
DUI Arrests, DWI Tracking System	26	28	33
Liquor Law Arrests	0	0	15
Drug Arrests	0	1	17
Violent Offenses	0	5	10
Domestic Violence Reports	0	1	7
Property Offenses	24	37	34
<b>SCHOOL REPORTS</b>			
Enrollment Grades K-12	918	971	998
School Discipline Involving Alcohol	0	0	1
School Discipline Involving Drugs	0	1	0
School Discipline Involving Tobacco	0	0	0
Enrollment Grades 9-12	301	311	303
Dropouts	0	0	0
<b>JUVENILE COURT REFERRALS</b>			
Violent Offenses	0	0	3
Alcohol Offenses	0	0	0
Drug Offenses	0	0	1
<b>Juvenile Status Offenses</b>			
School Truancy	0	0	2
Absent from Home	0	0	0
Beyond Parental Control	10	3	13
Injurious Behavior	3	0	9
Child Abuse	1	0	0
Child Neglect	7	17	20
Child Custody Issues	0	0	0
<b>JUVENILE COURT PLACEMENTS</b>			
Total Out-of-Home Placements	13	21	17
<b>Conditions Present at Removal</b> <sup>4</sup>			
Parental Alcohol Use	0	0	0
Parental Drug Use	7	10	10
Parental Alcohol and Drug Use	0	0	0
<b>CRIMINAL JUSTICE</b>			
Drug Treatment Court Participants	20	29	24
Probation/Parole Admissions--Drug	15	21	26
Probation/Parole Admissions--DWI	0	1	0
Prison Admissions--Drug	6	4	5
Prison Admissions--DWI	0	0	0
<b>EMPLOYMENT</b>			
Labor Force	2,922	3,042	3,039
Employed	2,756	2,929	2,945
Unemployed	166	113	94
Unemployment Rate	5.7%	3.7%	3.1%

1	Multi-county Kansas City hepatitis and TB case reports are included in Jackson County totals and all Joplin case reports are included in Jasper County totals.
2	Hospital counts for alcohol, drug, and mental disorders are based on diagnosis codes determined by the national Healthcare Cost and Utilization Program. Individuals are counted only once in each applicable diagnosis group regardless of number of times receiving hospital services in the calendar year.
3	In 2019 the National Incident Based Reporting System replaced the Uniform Crime Reporting system for Missouri crime and arrest reports. 2019 crime data might not be fully comparable to crime data in prior years.
4	DSS Children's Division reports do not capture reasons for removal but document conditions present. There are often multiple conditions and factors considered when a child is placed out of the home. Only the substance use conditions are included in this profile.



# RIPLEY COUNTY



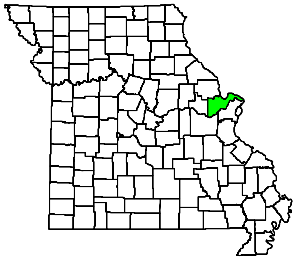
<b>PLANNING AREA</b>	Southeast
<b>SERVICE AREAS</b>	
Substance Use	19
Mental Health	19
<b>POPULATION</b>	
Census 2010	14,100
April 2020 Estimate	13,300

<b>BIRTHS AND DEATHS</b>	<b>2020</b>	<b>2019</b>	<b>2018</b>
Resident Births	153	156	159
Resident Deaths	220	194	190
COVID-19	18		
Suicide	3	1	2
Homicide	1	2	1
Alcohol Induced Deaths	0	3	1
Drug Induced Deaths	0	1	2
Smoking Attributable Deaths	36	35	44
<b>DISEASE INCIDENCE</b> <sup>1</sup>	<b>2020</b>	<b>2019</b>	<b>2018</b>
HIV Newly Diagnosed Cases	1	0	0
Hepatitis B Chronic, Acute, and Prenatal	1	2	0
Hepatitis C Chronic and Acute	15	14	13
Tuberculosis Infection Cases	3	2	0
<b>HOSPITAL</b> <sup>2</sup>	<b>2019</b>	<b>2018</b>	<b>2017</b>
<b>Alcohol Disorder Principal Diagnosis</b>			
Emergency Room, then Discharged	18	13	17
Emergency Room, then Admitted	10	6	4
Admitted without Emergency Room	2	5	4
<b>Alcohol Related (Secondary Diagnosis)</b>			
Emergency Room, then Discharged	24	36	44
Emergency Room, then Admitted	51	38	38
Admitted without Emergency Room	36	26	43
<b>Drug Disorder Principal Diagnosis</b>			
Emergency Room, then Discharged	29	32	28
Emergency Room, then Admitted	15	16	7
Admitted without Emergency Room	4	12	2
<b>Drug Related (Secondary Diagnosis)</b>			
Emergency Room, then Discharged	46	64	59
Emergency Room, then Admitted	76	69	69
Admitted without Emergency Room	57	72	56
<b>Mental Disorder Principal Diagnosis</b>			
Emergency Room, then Discharged	123	202	113
Emergency Room, then Admitted	60	69	58
Admitted without Emergency Room	49	153	69
<b>Mental Related (Secondary Diagnosis)</b>			
Emergency Room, then Discharged	411	609	508
Emergency Room, then Admitted	173	359	273
Admitted without Emergency Room	152	346	357

<b>ALCOHOL SALES OUTLETS</b>	<b>2021</b>	<b>2020</b>	<b>2019</b>
Alcohol On-premise Drink Licenses	7	9	12
Alcohol Package Carry-out Licenses	18	18	16
<b>IMPAIRED DRIVING</b>	<b>2020</b>	<b>2019</b>	<b>2018</b>
<b>Alcohol Involved Crashes</b>	11	9	7
Fatal Crashes	0	0	0
Injury Crashes	2	2	3
Property Damage Crashes	9	7	4
Crash Fatalities	0	0	0
Crash Injuries	2	2	5
<b>Drug Involved Crashes</b>	2	2	5
Fatal Crashes	0	0	0
Injury Crashes	1	1	2
Property Damage Crashes	1	1	3
Crash Fatalities	0	0	0
Crash Injuries	1	1	2
<b>POLICE REPORTS</b> <sup>3</sup>	<b>2020</b>	<b>2019</b>	<b>2018</b>
DUI Arrests, DWI Tracking System	29	27	24
Liquor Law Arrests	0	0	0
Drug Arrests	44	11	111
Violent Offenses	11	5	35
Domestic Violence Reports	45	29	171
Property Offenses	213	150	188
<b>SCHOOL REPORTS</b>	<b>2020-21</b>	<b>2019-20</b>	<b>2018-19</b>
Enrollment Grades K-12	2,070	2,152	2,097
School Discipline Involving Alcohol	0	0	1
School Discipline Involving Drugs	0	1	4
School Discipline Involving Tobacco	0	0	0
Enrollment Grades 9-12	570	595	577
Dropouts	30	13	21
<b>JUVENILE COURT REFERRALS</b>	<b>2020</b>	<b>2019</b>	<b>2018</b>
Violent Offenses	7	6	16
Alcohol Offenses	0	0	0
Drug Offenses	0	0	3
<b>Juvenile Status Offenses</b>			
School Truancy	0	19	0
Absent from Home	2	8	2
Beyond Parental Control	1	6	5
Injurious Behavior	0	1	0
Child Abuse	0	4	3
Child Neglect	31	32	29
Child Custody Issues	0	0	0
<b>JUVENILE COURT PLACEMENTS</b>	<b>2020</b>	<b>2019</b>	<b>2018</b>
Total Out-of-Home Placements	25	24	30
<b>Conditions Present at Removal</b> <sup>4</sup>			
Parental Alcohol Use	0	0	1
Parental Drug Use	21	15	14
Parental Alcohol and Drug Use	0	1	1
<b>CRIMINAL JUSTICE</b>	<b>FY 2021</b>	<b>FY 2020</b>	<b>FY 2019</b>
Drug Treatment Court Participants	17	24	19
Probation/Parole Admissions--Drug	35	31	48
Probation/Parole Admissions--DWI	0	1	1
Prison Admissions--Drug	12	17	21
Prison Admissions--DWI	1	0	0
<b>EMPLOYMENT</b>	<b>2020</b>	<b>2019</b>	<b>2018</b>
Labor Force	4,987	5,026	5,129
Employed	4,593	4,777	4,862
Unemployed	394	249	267
Unemployment Rate	7.9%	5.0%	5.2%

1	Multi-county Kansas City hepatitis and TB case reports are included in Jackson County totals and all Joplin case reports are included in Jasper County totals.
2	Hospital counts for alcohol, drug, and mental disorders are based on diagnosis codes determined by the national Healthcare Cost and Utilization Program. Individuals are counted only once in each applicable diagnosis group regardless of number of times receiving hospital services in the calendar year.
3	In 2019 the National Incident Based Reporting System replaced the Uniform Crime Reporting system for Missouri crime and arrest reports. 2019 crime data might not be fully comparable to crime data in prior years.
4	DSS Children's Division reports do not capture reasons for removal but document conditions present. There are often multiple conditions and factors considered when a child is placed out of the home. Only the substance use conditions are included in this profile.

# SAINT CHARLES COUNTY



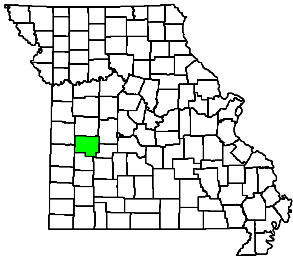
<b>PLANNING AREA</b>	Eastern
<b>SERVICE AREAS</b>	
Substance Use	16
Mental Health	16
<b>POPULATION</b>	
Census 2010	360,485
April 2020 Estimate	406,204

<b>BIRTHS AND DEATHS</b>	<b>2020</b>	<b>2019</b>	<b>2018</b>
Resident Births	4,073	4,306	4,311
Resident Deaths	3,792	3,125	3,148
COVID-19	395		
Suicide	67	54	58
Homicide	11	11	12
Alcohol Induced Deaths	43	29	28
Drug Induced Deaths	114	101	116
Smoking Attributable Deaths	471	466	455
<b>DISEASE INCIDENCE</b> <sup>1</sup>	<b>2020</b>	<b>2019</b>	<b>2018</b>
HIV Newly Diagnosed Cases	9	10	21
Hepatitis B Chronic, Acute, and Prenatal	16	24	21
Hepatitis C Chronic and Acute	88	130	143
Tuberculosis Infection Cases	76	102	49
<b>HOSPITAL</b> <sup>2</sup>	<b>2019</b>	<b>2018</b>	<b>2017</b>
<b>Alcohol Disorder Principal Diagnosis</b>			
Emergency Room, then Discharged	691	726	666
Emergency Room, then Admitted	207	298	262
Admitted without Emergency Room	283	330	304
<b>Alcohol Related (Secondary Diagnosis)</b>			
Emergency Room, then Discharged	854	857	706
Emergency Room, then Admitted	1,085	1,573	1,576
Admitted without Emergency Room	765	771	747
<b>Drug Disorder Principal Diagnosis</b>			
Emergency Room, then Discharged	558	629	662
Emergency Room, then Admitted	80	125	142
Admitted without Emergency Room	172	236	256
<b>Drug Related (Secondary Diagnosis)</b>			
Emergency Room, then Discharged	1,172	1,030	975
Emergency Room, then Admitted	954	1,510	1,678
Admitted without Emergency Room	1,012	1,114	1,240
<b>Mental Disorder Principal Diagnosis</b>			
Emergency Room, then Discharged	2,395	2,809	2,176
Emergency Room, then Admitted	1,368	2,272	1,680
Admitted without Emergency Room	1,369	1,988	1,269
<b>Mental Related (Secondary Diagnosis)</b>			
Emergency Room, then Discharged	7,159	13,172	8,880
Emergency Room, then Admitted	4,701	9,505	8,871
Admitted without Emergency Room	3,389	5,273	5,273

<b>ALCOHOL SALES OUTLETS</b>	<b>2021</b>	<b>2020</b>	<b>2019</b>
Alcohol On-premise Drink Licenses	536	515	519
Alcohol Package Carry-out Licenses	240	236	232
<b>IMPAIRED DRIVING</b>	<b>2020</b>	<b>2019</b>	<b>2018</b>
<b>Alcohol Involved Crashes</b>	313	326	333
Fatal Crashes	3	4	3
Injury Crashes	98	87	101
Property Damage Crashes	212	235	229
Crash Fatalities	3	4	4
Crash Injuries	134	131	136
<b>Drug Involved Crashes</b>	108	69	94
Fatal Crashes	5	4	2
Injury Crashes	47	30	33
Property Damage Crashes	56	35	59
Crash Fatalities	8	4	3
Crash Injuries	76	50	54
<b>POLICE REPORTS</b> <sup>3</sup>	<b>2020</b>	<b>2019</b>	<b>2018</b>
DUI Arrests, DWI Tracking System	1,214	1,495	1,557
Liquor Law Arrests	60	99	114
Drug Arrests	1,369	1,612	1,809
Violent Offenses	744	615	643
Domestic Violence Reports	2,128	2,513	1,571
Property Offenses	5,219	4,408	5,318
<b>SCHOOL REPORTS</b>	<b>2020-21</b>	<b>2019-20</b>	<b>2018-19</b>
Enrollment Grades K-12	57,286	58,281	57,876
School Discipline Involving Alcohol	0	20	40
School Discipline Involving Drugs	75	86	110
School Discipline Involving Tobacco	0	2	18
Enrollment Grades 9-12	18,703	18,567	18,393
Dropouts	198	106	136
<b>JUVENILE COURT REFERRALS</b>	<b>2020</b>	<b>2019</b>	<b>2018</b>
Violent Offenses	208	276	248
Alcohol Offenses	27	18	17
Drug Offenses	58	99	91
<b>Juvenile Status Offenses</b>			
School Truancy	78	54	66
Absent from Home	133	213	158
Beyond Parental Control	2	5	7
Injurious Behavior	12	11	27
Child Abuse	15	17	20
Child Neglect	141	139	156
Child Custody Issues	29	58	53
<b>JUVENILE COURT PLACEMENTS</b>	<b>2020</b>	<b>2019</b>	<b>2018</b>
Total Out-of-Home Placements	108	109	131
<b>Conditions Present at Removal</b> <sup>4</sup>			
Parental Alcohol Use	6	9	0
Parental Drug Use	50	31	54
Parental Alcohol and Drug Use	2	4	0
<b>CRIMINAL JUSTICE</b>	<b>FY 2021</b>	<b>FY 2020</b>	<b>FY 2019</b>
Drug Treatment Court Participants	239	234	221
Probation/Parole Admissions--Drug	440	458	613
Probation/Parole Admissions--DWI	99	114	66
Prison Admissions--Drug	108	133	207
Prison Admissions--DWI	25	18	26
<b>EMPLOYMENT</b>	<b>2020</b>	<b>2019</b>	<b>2018</b>
Labor Force	224,521	227,085	221,947
Employed	212,786	221,305	216,310
Unemployed	11,735	5,780	5,637
Unemployment Rate	5.2%	2.5%	2.5%

1	Multi-county Kansas City hepatitis and TB case reports are included in Jackson County totals and all Joplin case reports are included in Jasper County totals.
2	Hospital counts for alcohol, drug, and mental disorders are based on diagnosis codes determined by the national Healthcare Cost and Utilization Program. Individuals are counted only once in each applicable diagnosis group regardless of number of times receiving hospital services in the calendar year.
3	In 2019 the National Incident Based Reporting System replaced the Uniform Crime Reporting system for Missouri crime and arrest reports. 2019 crime data might not be fully comparable to crime data in prior years.
4	DSS Children's Division reports do not capture reasons for removal but document conditions present. There are often multiple conditions and factors considered when a child is placed out of the home. Only the substance use conditions are included in this profile.

# SAINT CLAIR COUNTY



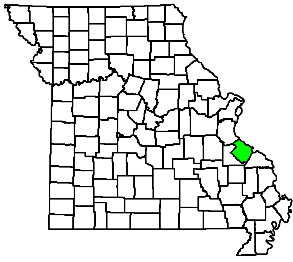
<b>PLANNING AREA</b>	Southwest
<b>SERVICE AREAS</b>	
Substance Use	8
Mental Health	8B
<b>POPULATION</b>	
Census 2010	9,805
April 2020 Estimate	9,689

<b>BIRTHS AND DEATHS</b>	<b>2020</b>	<b>2019</b>	<b>2018</b>
Resident Births	102	93	98
Resident Deaths	165	142	117
COVID-19	16		
Suicide	1	2	0
Homicide	1	0	1
Alcohol Induced Deaths	2	1	0
Drug Induced Deaths	1	0	0
Smoking Attributable Deaths	29	29	17
<b>DISEASE INCIDENCE</b> <sup>1</sup>	<b>2020</b>	<b>2019</b>	<b>2018</b>
HIV Newly Diagnosed Cases	0	0	0
Hepatitis B Chronic, Acute, and Prenatal	0	0	1
Hepatitis C Chronic and Acute	5	8	10
Tuberculosis Infection Cases	0	1	1
<b>HOSPITAL</b> <sup>2</sup>	<b>2019</b>	<b>2018</b>	<b>2017</b>
<b>Alcohol Disorder Principal Diagnosis</b>			
Emergency Room, then Discharged	22	9	10
Emergency Room, then Admitted	3	1	1
Admitted without Emergency Room	4	1	1
<b>Alcohol Related (Secondary Diagnosis)</b>			
Emergency Room, then Discharged	29	24	26
Emergency Room, then Admitted	9	17	23
Admitted without Emergency Room	24	24	24
<b>Drug Disorder Principal Diagnosis</b>			
Emergency Room, then Discharged	5	10	13
Emergency Room, then Admitted	0	0	1
Admitted without Emergency Room	2	3	3
<b>Drug Related (Secondary Diagnosis)</b>			
Emergency Room, then Discharged	25	41	35
Emergency Room, then Admitted	12	20	22
Admitted without Emergency Room	47	27	35
<b>Mental Disorder Principal Diagnosis</b>			
Emergency Room, then Discharged	66	56	50
Emergency Room, then Admitted	5	18	14
Admitted without Emergency Room	49	45	41
<b>Mental Related (Secondary Diagnosis)</b>			
Emergency Room, then Discharged	211	286	262
Emergency Room, then Admitted	34	168	156
Admitted without Emergency Room	163	237	255

1	Multi-county Kansas City hepatitis and TB case reports are included in Jackson County totals and all Joplin case reports are included in Jasper County totals.
2	Hospital counts for alcohol, drug, and mental disorders are based on diagnosis codes determined by the national Healthcare Cost and Utilization Program. Individuals are counted only once in each applicable diagnosis group regardless of number of times receiving hospital services in the calendar year.
3	In 2019 the National Incident Based Reporting System replaced the Uniform Crime Reporting system for Missouri crime and arrest reports. 2019 crime data might not be fully comparable to crime data in prior years.
4	DSS Children's Division reports do not capture reasons for removal but document conditions present. There are often multiple conditions and factors considered when a child is placed out of the home. Only the substance use conditions are included in this profile.

<b>ALCOHOL SALES OUTLETS</b>	<b>2021</b>	<b>2020</b>	<b>2019</b>
Alcohol On-premise Drink Licenses	6	6	7
Alcohol Package Carry-out Licenses	15	16	16
<b>IMPAIRED DRIVING</b>	<b>2020</b>	<b>2019</b>	<b>2018</b>
<b>Alcohol Involved Crashes</b>	9	6	11
Fatal Crashes	0	0	1
Injury Crashes	4	3	5
Property Damage Crashes	5	3	5
Crash Fatalities	0	0	1
Crash Injuries	5	5	5
<b>Drug Involved Crashes</b>	1	0	1
Fatal Crashes	0	0	1
Injury Crashes	1	0	0
Property Damage Crashes	0	0	0
Crash Fatalities	0	0	1
Crash Injuries	1	0	0
<b>POLICE REPORTS</b> <sup>3</sup>	<b>2020</b>	<b>2019</b>	<b>2018</b>
DUI Arrests, DWI Tracking System	36	33	29
Liquor Law Arrests	0	0	0
Drug Arrests	71	33	74
Violent Offenses	26	17	19
Domestic Violence Reports	104	104	41
Property Offenses	147	128	131
<b>SCHOOL REPORTS</b>	<b>2020-21</b>	<b>2019-20</b>	<b>2018-19</b>
Enrollment Grades K-12	1,259	1,291	1,266
School Discipline Involving Alcohol	0	1	2
School Discipline Involving Drugs	0	3	2
School Discipline Involving Tobacco	0	0	0
Enrollment Grades 9-12	408	407	402
Dropouts	7	7	0
<b>JUVENILE COURT REFERRALS</b>	<b>2020</b>	<b>2019</b>	<b>2018</b>
Violent Offenses	9	5	7
Alcohol Offenses	0	1	4
Drug Offenses	3	4	8
<b>Juvenile Status Offenses</b>			
School Truancy	2	1	7
Absent from Home	5	1	3
Beyond Parental Control	1	3	3
Injurious Behavior	13	12	18
Child Abuse	12	21	7
Child Neglect	29	43	33
Child Custody Issues	0	0	0
<b>JUVENILE COURT PLACEMENTS</b>	<b>2020</b>	<b>2019</b>	<b>2018</b>
Total Out-of-Home Placements	9	18	4
<b>Conditions Present at Removal</b> <sup>4</sup>			
Parental Alcohol Use	0	0	0
Parental Drug Use	4	11	0
Parental Alcohol and Drug Use	0	0	0
<b>CRIMINAL JUSTICE</b>	<b>FY 2021</b>	<b>FY 2020</b>	<b>FY 2019</b>
Drug Treatment Court Participants	1	4	4
Probation/Parole Admissions--Drug	42	50	94
Probation/Parole Admissions--DWI	1	0	0
Prison Admissions--Drug	12	19	21
Prison Admissions--DWI	0	1	0
<b>EMPLOYMENT</b>	<b>2020</b>	<b>2019</b>	<b>2018</b>
Labor Force	3,764	3,749	3,781
Employed	3,534	3,577	3,616
Unemployed	230	172	165
Unemployment Rate	6.1%	4.6%	4.4%

# SAINTE GENEVIEVE COUNTY



<b>PLANNING AREA</b>	Southeast
<b>SERVICE AREAS</b>	
Substance Use	21
Mental Health	21
<b>POPULATION</b>	
Census 2010	18,145
April 2020 Estimate	17,924

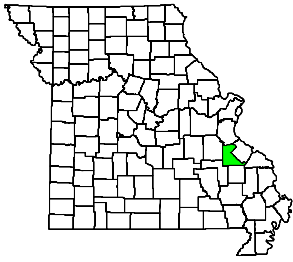
<b>BIRTHS AND DEATHS</b>	<b>2020</b>	<b>2019</b>	<b>2018</b>
Resident Births	203	205	222
Resident Deaths	206	183	216
COVID-19	10		
Suicide	6	2	3
Homicide	0	0	1
Alcohol Induced Deaths	1	0	3
Drug Induced Deaths	6	6	6
Smoking Attributable Deaths	32	30	30
<b>DISEASE INCIDENCE</b> <sup>1</sup>	<b>2020</b>	<b>2019</b>	<b>2018</b>
HIV Newly Diagnosed Cases	1	0	0
Hepatitis B Chronic, Acute, and Prenatal	1	0	0
Hepatitis C Chronic and Acute	9	13	6
Tuberculosis Infection Cases	5	2	1
<b>HOSPITAL</b> <sup>2</sup>	<b>2019</b>	<b>2018</b>	<b>2017</b>
<b>Alcohol Disorder Principal Diagnosis</b>			
Emergency Room, then Discharged	21	34	27
Emergency Room, then Admitted	5	5	5
Admitted without Emergency Room	2	5	1
<b>Alcohol Related (Secondary Diagnosis)</b>			
Emergency Room, then Discharged	29	38	51
Emergency Room, then Admitted	30	48	59
Admitted without Emergency Room	28	30	31
<b>Drug Disorder Principal Diagnosis</b>			
Emergency Room, then Discharged	41	34	38
Emergency Room, then Admitted	5	5	5
Admitted without Emergency Room	9	4	6
<b>Drug Related (Secondary Diagnosis)</b>			
Emergency Room, then Discharged	56	45	55
Emergency Room, then Admitted	50	59	69
Admitted without Emergency Room	45	44	49
<b>Mental Disorder Principal Diagnosis</b>			
Emergency Room, then Discharged	130	149	184
Emergency Room, then Admitted	51	64	57
Admitted without Emergency Room	65	59	49
<b>Mental Related (Secondary Diagnosis)</b>			
Emergency Room, then Discharged	284	545	632
Emergency Room, then Admitted	158	269	257
Admitted without Emergency Room	203	362	258

<b>ALCOHOL SALES OUTLETS</b>	<b>2021</b>	<b>2020</b>	<b>2019</b>
Alcohol On-premise Drink Licenses	44	39	39
Alcohol Package Carry-out Licenses	21	21	21
<b>IMPAIRED DRIVING</b>	<b>2020</b>	<b>2019</b>	<b>2018</b>
<b>Alcohol Involved Crashes</b>	22	23	19
Fatal Crashes	0	0	1
Injury Crashes	4	10	8
Property Damage Crashes	18	13	10
Crash Fatalities	0	0	1
Crash Injuries	5	15	8
<b>Drug Involved Crashes</b>	3	4	8
Fatal Crashes	0	0	2
Injury Crashes	0	3	0
Property Damage Crashes	3	1	6
Crash Fatalities	0	0	2
Crash Injuries	0	4	1
<b>POLICE REPORTS</b> <sup>3</sup>	<b>2020</b>	<b>2019</b>	<b>2018</b>
DUI Arrests, DWI Tracking System	78	83	85
Liquor Law Arrests	0	9	5
Drug Arrests	59	109	152
Violent Offenses	60	63	45
Domestic Violence Reports	144	182	90
Property Offenses	162	130	183
<b>SCHOOL REPORTS</b>	<b>2020-21</b>	<b>2019-20</b>	<b>2018-19</b>
Enrollment Grades K-12	1,770	1,822	1,793
School Discipline Involving Alcohol	0	0	0
School Discipline Involving Drugs	8	3	1
School Discipline Involving Tobacco	0	0	1
Enrollment Grades 9-12	554	581	592
Dropouts	16	0	9
<b>JUVENILE COURT REFERRALS</b>	<b>2020</b>	<b>2019</b>	<b>2018</b>
Violent Offenses	4	11	14
Alcohol Offenses	0	0	0
Drug Offenses	2	2	2
<b>Juvenile Status Offenses</b>			
School Truancy	7	3	4
Absent from Home	4	2	4
Beyond Parental Control	7	5	12
Injurious Behavior	11	6	2
Child Abuse	5	0	7
Child Neglect	9	37	26
Child Custody Issues	0	0	0
<b>JUVENILE COURT PLACEMENTS</b>	<b>2020</b>	<b>2019</b>	<b>2018</b>
Total Out-of-Home Placements	13	30	26
<b>Conditions Present at Removal</b> <sup>4</sup>			
Parental Alcohol Use	0	0	4
Parental Drug Use	3	14	16
Parental Alcohol and Drug Use	3	4	4
<b>CRIMINAL JUSTICE</b>	<b>FY 2021</b>	<b>FY 2020</b>	<b>FY 2019</b>
Drug Treatment Court Participants	15	13	9
Probation/Parole Admissions--Drug	63	87	109
Probation/Parole Admissions--DWI	2	6	2
Prison Admissions--Drug	28	27	46
Prison Admissions--DWI	0	3	6
<b>EMPLOYMENT</b>	<b>2020</b>	<b>2019</b>	<b>2018</b>
Labor Force	9,239	9,197	9,195
Employed	8,782	8,950	8,938
Unemployed	457	247	257
Unemployment Rate	4.9%	2.7%	2.8%

1	Multi-county Kansas City hepatitis and TB case reports are included in Jackson County totals and all Joplin case reports are included in Jasper County totals.
2	Hospital counts for alcohol, drug, and mental disorders are based on diagnosis codes determined by the national Healthcare Cost and Utilization Program. Individuals are counted only once in each applicable diagnosis group regardless of number of times receiving hospital services in the calendar year.
3	In 2019 the National Incident Based Reporting System replaced the Uniform Crime Reporting system for Missouri crime and arrest reports. 2019 crime data might not be fully comparable to crime data in prior years.
4	DSS Children's Division reports do not capture reasons for removal but document conditions present. There are often multiple conditions and factors considered when a child is placed out of the home. Only the substance use conditions are included in this profile.



# SAINT FRANCOIS COUNTY



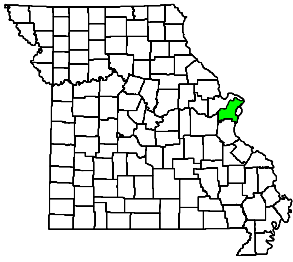
<b>PLANNING AREA</b>	Southeast
<b>SERVICE AREAS</b>	
Substance Use	17
Mental Health	17B
<b>POPULATION</b>	
Census 2010	65,359
April 2020 Estimate	66,485

<b>BIRTHS AND DEATHS</b>	<b>2020</b>	<b>2019</b>	<b>2018</b>
Resident Births	695	664	701
Resident Deaths	973	782	808
COVID-19	103		
Suicide	12	10	22
Homicide	8	5	1
Alcohol Induced Deaths	6	2	5
Drug Induced Deaths	26	25	21
Smoking Attributable Deaths	161	164	159
<b>DISEASE INCIDENCE</b> <sup>1</sup>	<b>2020</b>	<b>2019</b>	<b>2018</b>
HIV Newly Diagnosed Cases	0	2	0
Hepatitis B Chronic, Acute, and Prenatal	5	7	11
Hepatitis C Chronic and Acute	377	229	150
Tuberculosis Infection Cases	30	13	20
<b>HOSPITAL</b> <sup>2</sup>	<b>2019</b>	<b>2018</b>	<b>2017</b>
<b>Alcohol Disorder Principal Diagnosis</b>			
Emergency Room, then Discharged	165	172	169
Emergency Room, then Admitted	20	27	25
Admitted without Emergency Room	24	45	35
<b>Alcohol Related (Secondary Diagnosis)</b>			
Emergency Room, then Discharged	235	243	227
Emergency Room, then Admitted	182	206	182
Admitted without Emergency Room	183	198	193
<b>Drug Disorder Principal Diagnosis</b>			
Emergency Room, then Discharged	234	227	245
Emergency Room, then Admitted	19	26	15
Admitted without Emergency Room	78	58	65
<b>Drug Related (Secondary Diagnosis)</b>			
Emergency Room, then Discharged	798	575	560
Emergency Room, then Admitted	287	346	293
Admitted without Emergency Room	371	409	442
<b>Mental Disorder Principal Diagnosis</b>			
Emergency Room, then Discharged	850	1,027	814
Emergency Room, then Admitted	222	418	228
Admitted without Emergency Room	387	612	360
<b>Mental Related (Secondary Diagnosis)</b>			
Emergency Room, then Discharged	4,162	7,644	4,257
Emergency Room, then Admitted	770	1,851	1,372
Admitted without Emergency Room	888	1,839	1,558

1	Multi-county Kansas City hepatitis and TB case reports are included in Jackson County totals and all Joplin case reports are included in Jasper County totals.
2	Hospital counts for alcohol, drug, and mental disorders are based on diagnosis codes determined by the national Healthcare Cost and Utilization Program. Individuals are counted only once in each applicable diagnosis group regardless of number of times receiving hospital services in the calendar year.
3	In 2019 the National Incident Based Reporting System replaced the Uniform Crime Reporting system for Missouri crime and arrest reports. 2019 crime data might not be fully comparable to crime data in prior years.
4	DSS Children's Division reports do not capture reasons for removal but document conditions present. There are often multiple conditions and factors considered when a child is placed out of the home. Only the substance use conditions are included in this profile.

<b>ALCOHOL SALES OUTLETS</b>	<b>2021</b>	<b>2020</b>	<b>2019</b>
Alcohol On-premise Drink Licenses	67	68	60
Alcohol Package Carry-out Licenses	55	53	54
<b>IMPAIRED DRIVING</b>	<b>2020</b>	<b>2019</b>	<b>2018</b>
<b>Alcohol Involved Crashes</b>	53	38	55
Fatal Crashes	1	3	1
Injury Crashes	23	14	24
Property Damage Crashes	29	21	30
Crash Fatalities	1	3	1
Crash Injuries	32	20	31
<b>Drug Involved Crashes</b>	20	20	18
Fatal Crashes	0	0	2
Injury Crashes	9	9	10
Property Damage Crashes	11	11	6
Crash Fatalities	0	0	2
Crash Injuries	13	14	16
<b>POLICE REPORTS</b> <sup>3</sup>	<b>2020</b>	<b>2019</b>	<b>2018</b>
DUI Arrests, DWI Tracking System	208	159	147
Liquor Law Arrests	2	3	14
Drug Arrests	237	470	526
Violent Offenses	132	151	146
Domestic Violence Reports	283	322	231
Property Offenses	1,444	1,692	1,481
<b>SCHOOL REPORTS</b>	<b>2020-21</b>	<b>2019-20</b>	<b>2018-19</b>
Enrollment Grades K-12	10,061	10,285	10,277
School Discipline Involving Alcohol	0	4	7
School Discipline Involving Drugs	5	12	9
School Discipline Involving Tobacco	0	2	2
Enrollment Grades 9-12	3,172	3,215	3,198
Dropouts	52	21	37
<b>JUVENILE COURT REFERRALS</b>	<b>2020</b>	<b>2019</b>	<b>2018</b>
Violent Offenses	67	200	168
Alcohol Offenses	12	5	6
Drug Offenses	8	14	9
<b>Juvenile Status Offenses</b>			
School Truancy	4	17	19
Absent from Home	19	28	9
Beyond Parental Control	14	16	24
Injurious Behavior	30	37	35
Child Abuse	1	2	10
Child Neglect	25	141	55
Child Custody Issues	0	0	1
<b>JUVENILE COURT PLACEMENTS</b>	<b>2020</b>	<b>2019</b>	<b>2018</b>
Total Out-of-Home Placements	60	152	107
<b>Conditions Present at Removal</b> <sup>4</sup>			
Parental Alcohol Use	1	4	5
Parental Drug Use	19	83	49
Parental Alcohol and Drug Use	5	4	4
<b>CRIMINAL JUSTICE</b>	<b>FY 2021</b>	<b>FY 2020</b>	<b>FY 2019</b>
Drug Treatment Court Participants	58	47	29
Probation/Parole Admissions--Drug	212	281	344
Probation/Parole Admissions--DWI	18	22	14
Prison Admissions--Drug	94	115	115
Prison Admissions--DWI	4	9	8
<b>EMPLOYMENT</b>	<b>2020</b>	<b>2019</b>	<b>2018</b>
Labor Force	26,414	26,637	26,504
Employed	24,562	25,658	25,535
Unemployed	1,852	979	969
Unemployment Rate	7.0%	3.7%	3.7%

# SAINT LOUIS COUNTY



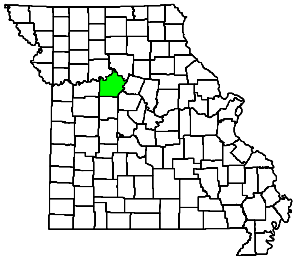
**PLANNING AREA** Eastern  
**SERVICE AREAS**  
 Substance Use 23-25 (SL)  
 Mental Health 23  
**POPULATION**  
 Census 2010 998,954  
 April 2020 Estimate 994,020

<b>BIRTHS AND DEATHS</b>	<b>2020</b>	<b>2019</b>	<b>2018</b>
Resident Births	10,575	11,386	11,359
Resident Deaths	12,502	10,313	10,876
COVID-19	1,365		
Suicide	143	142	149
Homicide	189	163	162
Alcohol Induced Deaths	98	69	77
Drug Induced Deaths	407	338	363
Smoking Attributable Deaths	1,390	1,388	1,475
<b>DISEASE INCIDENCE</b> <sup>1</sup>	<b>2020</b>	<b>2019</b>	<b>2018</b>
HIV Newly Diagnosed Cases	89	133	91
Hepatitis B Chronic, Acute, and Prenatal	118	113	122
Hepatitis C Chronic and Acute	360	446	501
Tuberculosis Infection Cases	416	525	510
<b>HOSPITAL</b> <sup>2</sup>	<b>2019</b>	<b>2018</b>	<b>2017</b>
<b>Alcohol Disorder Principal Diagnosis</b>			
Emergency Room, then Discharged	1,841	2,219	2,212
Emergency Room, then Admitted	591	926	936
Admitted without Emergency Room	450	499	452
<b>Alcohol Related (Secondary Diagnosis)</b>			
Emergency Room, then Discharged	2,042	2,204	2,404
Emergency Room, then Admitted	3,202	4,609	5,098
Admitted without Emergency Room	1,401	1,480	1,370
<b>Drug Disorder Principal Diagnosis</b>			
Emergency Room, then Discharged	1,833	2,177	2,237
Emergency Room, then Admitted	420	472	472
Admitted without Emergency Room	438	618	674
<b>Drug Related (Secondary Diagnosis)</b>			
Emergency Room, then Discharged	5,007	4,139	4,806
Emergency Room, then Admitted	4,223	6,077	6,715
Admitted without Emergency Room	2,373	2,693	2,876
<b>Mental Disorder Principal Diagnosis</b>			
Emergency Room, then Discharged	6,820	8,426	6,248
Emergency Room, then Admitted	4,473	7,435	5,029
Admitted without Emergency Room	2,002	3,520	2,113
<b>Mental Related (Secondary Diagnosis)</b>			
Emergency Room, then Discharged	17,146	27,695	24,678
Emergency Room, then Admitted	14,460	30,038	26,859
Admitted without Emergency Room	8,932	12,897	11,016

<b>ALCOHOL SALES OUTLETS</b>	<b>2021</b>	<b>2020</b>	<b>2019</b>
Alcohol On-premise Drink Licenses	1,243	1,198	1,252
Alcohol Package Carry-out Licenses	664	650	656
<b>IMPAIRED DRIVING</b>	<b>2020</b>	<b>2019</b>	<b>2018</b>
<b>Alcohol Involved Crashes</b>	573	686	673
Fatal Crashes	14	12	8
Injury Crashes	216	224	232
Property Damage Crashes	343	450	433
Crash Fatalities	14	13	9
Crash Injuries	291	339	342
<b>Drug Involved Crashes</b>	201	186	192
Fatal Crashes	15	11	8
Injury Crashes	95	83	86
Property Damage Crashes	91	92	98
Crash Fatalities	19	12	12
Crash Injuries	130	143	119
<b>POLICE REPORTS</b> <sup>3</sup>	<b>2020</b>	<b>2019</b>	<b>2018</b>
DUI Arrests, DWI Tracking System	1,860	2,496	2,809
Liquor Law Arrests	134	171	281
Drug Arrests	3,903	5,504	6,843
Violent Offenses	4,274	3,607	3,531
Domestic Violence Reports	6,289	4,550	3,962
Property Offenses	22,354	23,686	22,448
<b>SCHOOL REPORTS</b>	<b>2020-21</b>	<b>2019-20</b>	<b>2018-19</b>
Enrollment Grades K-12	132,306	136,429	137,424
School Discipline Involving Alcohol	0	40	26
School Discipline Involving Drugs	54	237	249
School Discipline Involving Tobacco	0	11	12
Enrollment Grades 9-12	42,778	42,968	43,103
Dropouts	511	568	885
<b>JUVENILE COURT REFERRALS</b>	<b>2020</b>	<b>2019</b>	<b>2018</b>
Violent Offenses	508	858	821
Alcohol Offenses	22	29	33
Drug Offenses	131	205	222
<b>Juvenile Status Offenses</b>			
School Truancy	187	321	305
Absent from Home	721	860	953
Beyond Parental Control	20	103	115
Injurious Behavior	28	54	53
Child Abuse	274	296	298
Child Neglect	575	609	603
Child Custody Issues	163	145	218
<b>JUVENILE COURT PLACEMENTS</b>	<b>2020</b>	<b>2019</b>	<b>2018</b>
Total Out-of-Home Placements	437	457	438
<b>Conditions Present at Removal</b> <sup>4</sup>			
Parental Alcohol Use	10	16	7
Parental Drug Use	130	119	117
Parental Alcohol and Drug Use	6	0	3
<b>CRIMINAL JUSTICE</b>	<b>FY 2021</b>	<b>FY 2020</b>	<b>FY 2019</b>
Drug Treatment Court Participants	380	421	408
Probation/Parole Admissions--Drug	327	616	1,141
Probation/Parole Admissions--DWI	62	113	96
Prison Admissions--Drug	62	91	215
Prison Admissions--DWI	7	12	14
<b>EMPLOYMENT</b>	<b>2020</b>	<b>2019</b>	<b>2018</b>
Labor Force	524,721	533,085	525,125
Employed	491,901	516,722	509,324
Unemployed	32,820	16,363	15,801
Unemployment Rate	6.3%	3.1%	3.0%

1	Multi-county Kansas City hepatitis and TB case reports are included in Jackson County totals and all Joplin case reports are included in Jasper County totals.
2	Hospital counts for alcohol, drug, and mental disorders are based on diagnosis codes determined by the national Healthcare Cost and Utilization Program. Individuals are counted only once in each applicable diagnosis group regardless of number of times receiving hospital services in the calendar year.
3	In 2019 the National Incident Based Reporting System replaced the Uniform Crime Reporting system for Missouri crime and arrest reports. 2019 crime data might not be fully comparable to crime data in prior years.
4	DSS Children's Division reports do not capture reasons for removal but document conditions present. There are often multiple conditions and factors considered when a child is placed out of the home. Only the substance use conditions are included in this profile.

# SALINE COUNTY



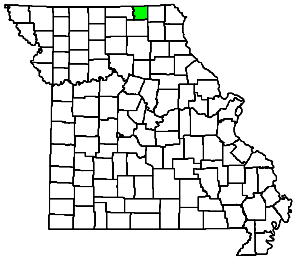
<b>PLANNING AREA</b>	Central
<b>SERVICE AREAS</b>	
Substance Use	12
Mental Health	12
<b>POPULATION</b>	
Census 2010	23,370
April 2020 Estimate	22,858

<b>BIRTHS AND DEATHS</b>	<b>2020</b>	<b>2019</b>	<b>2018</b>
Resident Births	259	271	252
Resident Deaths	315	251	264
COVID-19	42		
Suicide	4	1	3
Homicide	0	0	2
Alcohol Induced Deaths	0	3	4
Drug Induced Deaths	4	2	1
Smoking Attributable Deaths	48	40	40
<b>DISEASE INCIDENCE</b> <sup>1</sup>	<b>2020</b>	<b>2019</b>	<b>2018</b>
HIV Newly Diagnosed Cases	1	0	1
Hepatitis B Chronic, Acute, and Prenatal	2	1	2
Hepatitis C Chronic and Acute	8	9	10
Tuberculosis Infection Cases	2	6	1
<b>HOSPITAL</b> <sup>2</sup>	<b>2019</b>	<b>2018</b>	<b>2017</b>
<b>Alcohol Disorder Principal Diagnosis</b>			
Emergency Room, then Discharged	20	38	32
Emergency Room, then Admitted	2	1	11
Admitted without Emergency Room	7	23	8
<b>Alcohol Related (Secondary Diagnosis)</b>			
Emergency Room, then Discharged	30	24	50
Emergency Room, then Admitted	10	27	38
Admitted without Emergency Room	46	73	57
<b>Drug Disorder Principal Diagnosis</b>			
Emergency Room, then Discharged	54	44	23
Emergency Room, then Admitted	2	5	4
Admitted without Emergency Room	6	8	15
<b>Drug Related (Secondary Diagnosis)</b>			
Emergency Room, then Discharged	68	50	41
Emergency Room, then Admitted	14	24	33
Admitted without Emergency Room	82	79	72
<b>Mental Disorder Principal Diagnosis</b>			
Emergency Room, then Discharged	216	268	170
Emergency Room, then Admitted	15	34	25
Admitted without Emergency Room	50	104	92
<b>Mental Related (Secondary Diagnosis)</b>			
Emergency Room, then Discharged	532	402	514
Emergency Room, then Admitted	64	134	263
Admitted without Emergency Room	457	1,008	493

1	Multi-county Kansas City hepatitis and TB case reports are included in Jackson County totals and all Joplin case reports are included in Jasper County totals.
2	Hospital counts for alcohol, drug, and mental disorders are based on diagnosis codes determined by the national Healthcare Cost and Utilization Program. Individuals are counted only once in each applicable diagnosis group regardless of number of times receiving hospital services in the calendar year.
3	In 2019 the National Incident Based Reporting System replaced the Uniform Crime Reporting system for Missouri crime and arrest reports. 2019 crime data might not be fully comparable to crime data in prior years.
4	DSS Children's Division reports do not capture reasons for removal but document conditions present. There are often multiple conditions and factors considered when a child is placed out of the home. Only the substance use conditions are included in this profile.

<b>ALCOHOL SALES OUTLETS</b>	<b>2021</b>	<b>2020</b>	<b>2019</b>
Alcohol On-premise Drink Licenses	28	25	26
Alcohol Package Carry-out Licenses	25	23	24
<b>IMPAIRED DRIVING</b>	<b>2020</b>	<b>2019</b>	<b>2018</b>
<b>Alcohol Involved Crashes</b>	13	17	12
Fatal Crashes	0	0	0
Injury Crashes	5	7	5
Property Damage Crashes	8	10	7
Crash Fatalities	0	0	0
Crash Injuries	5	11	5
<b>Drug Involved Crashes</b>	0	0	4
Fatal Crashes	0	0	0
Injury Crashes	0	0	1
Property Damage Crashes	0	0	3
Crash Fatalities	0	0	0
Crash Injuries	0	0	1
<b>POLICE REPORTS</b> <sup>3</sup>	<b>2020</b>	<b>2019</b>	<b>2018</b>
DUI Arrests, DWI Tracking System	77	72	76
Liquor Law Arrests	9	1	8
Drug Arrests	93	69	169
Violent Offenses	103	68	49
Domestic Violence Reports	230	348	124
Property Offenses	287	322	390
<b>SCHOOL REPORTS</b>	<b>2020-21</b>	<b>2019-20</b>	<b>2018-19</b>
Enrollment Grades K-12	3,477	3,564	3,491
School Discipline Involving Alcohol	0	0	0
School Discipline Involving Drugs	0	0	0
School Discipline Involving Tobacco	0	0	0
Enrollment Grades 9-12	1,084	1,099	1,081
Dropouts	30	20	32
<b>JUVENILE COURT REFERRALS</b>	<b>2020</b>	<b>2019</b>	<b>2018</b>
Violent Offenses	21	35	30
Alcohol Offenses	1	0	0
Drug Offenses	6	8	13
<b>Juvenile Status Offenses</b>			
School Truancy	3	4	8
Absent from Home	7	10	27
Beyond Parental Control	36	42	33
Injurious Behavior	8	16	33
Child Abuse	0	5	0
Child Neglect	0	5	1
Child Custody Issues	22	19	22
<b>JUVENILE COURT PLACEMENTS</b>	<b>2020</b>	<b>2019</b>	<b>2018</b>
Total Out-of-Home Placements	20	19	15
<b>Conditions Present at Removal</b> <sup>4</sup>			
Parental Alcohol Use	0	0	0
Parental Drug Use	13	10	6
Parental Alcohol and Drug Use	0	1	0
<b>CRIMINAL JUSTICE</b>	<b>FY 2021</b>	<b>FY 2020</b>	<b>FY 2019</b>
Drug Treatment Court Participants	12	16	15
Probation/Parole Admissions--Drug	110	117	174
Probation/Parole Admissions--DWI	2	7	6
Prison Admissions--Drug	46	52	65
Prison Admissions--DWI	1	1	2
<b>EMPLOYMENT</b>	<b>2020</b>	<b>2019</b>	<b>2018</b>
Labor Force	10,597	10,608	10,732
Employed	10,118	10,267	10,406
Unemployed	479	341	326
Unemployment Rate	4.5%	3.2%	3.0%

# SCHUYLER COUNTY



<b>PLANNING AREA</b>	Central
<b>SERVICE AREAS</b>	
Substance Use	14
Mental Health	14
<b>POPULATION</b>	
Census 2010	4,431
April 2020 Estimate	4,534

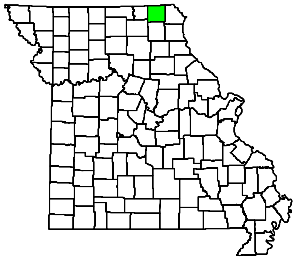
<b>BIRTHS AND DEATHS</b>	2020	2019	2018
Resident Births	71	66	65
Resident Deaths	60	50	58
COVID-19	3		
Suicide	1	0	3
Homicide	0	1	0
Alcohol Induced Deaths	0	0	0
Drug Induced Deaths	1	0	1
Smoking Attributable Deaths	11	9	10
<b>DISEASE INCIDENCE</b> <sup>1</sup>	2020	2019	2018
HIV Newly Diagnosed Cases	0	0	0
Hepatitis B Chronic, Acute, and Prenatal	0	0	0
Hepatitis C Chronic and Acute	2	1	1
Tuberculosis Infection Cases	0	1	1
<b>HOSPITAL</b> <sup>2</sup>	2019	2018	2017
<b>Alcohol Disorder Principal Diagnosis</b>			
Emergency Room, then Discharged	2	4	4
Emergency Room, then Admitted	1	0	0
Admitted without Emergency Room	2	2	1
<b>Alcohol Related (Secondary Diagnosis)</b>			
Emergency Room, then Discharged	5	2	2
Emergency Room, then Admitted	2	2	1
Admitted without Emergency Room	5	10	11
<b>Drug Disorder Principal Diagnosis</b>			
Emergency Room, then Discharged	4	2	4
Emergency Room, then Admitted	1	0	0
Admitted without Emergency Room	1	0	0
<b>Drug Related (Secondary Diagnosis)</b>			
Emergency Room, then Discharged	4	4	1
Emergency Room, then Admitted	4	7	2
Admitted without Emergency Room	5	10	14
<b>Mental Disorder Principal Diagnosis</b>			
Emergency Room, then Discharged	15	14	19
Emergency Room, then Admitted	3	7	4
Admitted without Emergency Room	12	14	6
<b>Mental Related (Secondary Diagnosis)</b>			
Emergency Room, then Discharged	88	95	47
Emergency Room, then Admitted	12	21	16
Admitted without Emergency Room	61	133	103

<b>ALCOHOL SALES OUTLETS</b>	2021	2020	2019
Alcohol On-premise Drink Licenses	6	6	6
Alcohol Package Carry-out Licenses	8	8	8
<b>IMPAIRED DRIVING</b>	2020	2019	2018
<b>Alcohol Involved Crashes</b>	1	1	3
Fatal Crashes	0	0	0
Injury Crashes	1	0	3
Property Damage Crashes	0	1	0
Crash Fatalities	0	0	0
Crash Injuries	1	0	3
<b>Drug Involved Crashes</b>	0	1	0
Fatal Crashes	0	0	0
Injury Crashes	0	1	0
Property Damage Crashes	0	0	0
Crash Fatalities	0	0	0
Crash Injuries	0	1	0
<b>POLICE REPORTS</b> <sup>3</sup>	2020	2019	2018
DUI Arrests, DWI Tracking System	11	13	8
Liquor Law Arrests	0	1	0
Drug Arrests	1	6	16
Violent Offenses	4	4	3
Domestic Violence Reports	20	17	15
Property Offenses	68	36	53
<b>SCHOOL REPORTS</b>	2020-21	2019-20	2018-19
Enrollment Grades K-12	547	552	551
School Discipline Involving Alcohol	0	0	0
School Discipline Involving Drugs	0	0	1
School Discipline Involving Tobacco	0	0	0
Enrollment Grades 9-12	152	144	155
Dropouts	0	0	0
<b>JUVENILE COURT REFERRALS</b>	2020	2019	2018
Violent Offenses	2	3	2
Alcohol Offenses	0	1	1
Drug Offenses	0	0	2
<b>Juvenile Status Offenses</b>			
School Truancy	0	2	6
Absent from Home	0	0	0
Beyond Parental Control	0	0	5
Injurious Behavior	20	11	16
Child Abuse	1	0	1
Child Neglect	5	16	6
Child Custody Issues	0	0	0
<b>JUVENILE COURT PLACEMENTS</b>	2020	2019	2018
Total Out-of-Home Placements	5	10	4
<b>Conditions Present at Removal</b> <sup>4</sup>			
Parental Alcohol Use	0	0	0
Parental Drug Use	5	5	2
Parental Alcohol and Drug Use	0	0	0
<b>CRIMINAL JUSTICE</b>	FY 2021	FY 2020	FY 2019
Drug Treatment Court Participants	0	0	0
Probation/Parole Admissions--Drug	5	5	10
Probation/Parole Admissions--DWI	0	2	0
Prison Admissions--Drug	3	3	6
Prison Admissions--DWI	0	1	0
<b>EMPLOYMENT</b>	2020	2019	2018
Labor Force	1,961	1,948	1,977
Employed	1,849	1,862	1,895
Unemployed	112	86	82
Unemployment Rate	5.7%	4.4%	4.1%

1	Multi-county Kansas City hepatitis and TB case reports are included in Jackson County totals and all Joplin case reports are included in Jasper County totals.
2	Hospital counts for alcohol, drug, and mental disorders are based on diagnosis codes determined by the national Healthcare Cost and Utilization Program. Individuals are counted only once in each applicable diagnosis group regardless of number of times receiving hospital services in the calendar year.
3	In 2019 the National Incident Based Reporting System replaced the Uniform Crime Reporting system for Missouri crime and arrest reports. 2019 crime data might not be fully comparable to crime data in prior years.
4	DSS Children's Division reports do not capture reasons for removal but document conditions present. There are often multiple conditions and factors considered when a child is placed out of the home. Only the substance use conditions are included in this profile.



# SCOTLAND COUNTY



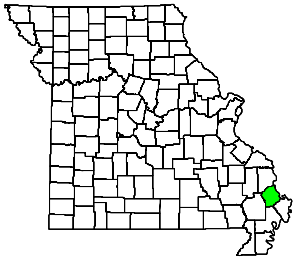
<b>PLANNING AREA</b>	Central
<b>SERVICE AREAS</b>	
Substance Use	14
Mental Health	14
<b>POPULATION</b>	
Census 2010	4,843
April 2020 Estimate	4,871

<b>BIRTHS AND DEATHS</b>	<b>2020</b>	<b>2019</b>	<b>2018</b>
Resident Births	78	78	74
Resident Deaths	61	47	41
COVID-19	4		
Suicide	1	0	0
Homicide	0	0	0
Alcohol Induced Deaths	0	0	0
Drug Induced Deaths	1	1	0
Smoking Attributable Deaths	8	6	8
<b>DISEASE INCIDENCE</b> <sup>1</sup>	<b>2020</b>	<b>2019</b>	<b>2018</b>
HIV Newly Diagnosed Cases	0	0	0
Hepatitis B Chronic, Acute, and Prenatal	0	0	0
Hepatitis C Chronic and Acute	0	0	1
Tuberculosis Infection Cases	2	0	1
<b>HOSPITAL</b> <sup>2</sup>	<b>2019</b>	<b>2018</b>	<b>2017</b>
<b>Alcohol Disorder Principal Diagnosis</b>			
Emergency Room, then Discharged	1	0	3
Emergency Room, then Admitted	0	0	0
Admitted without Emergency Room	1	0	0
<b>Alcohol Related (Secondary Diagnosis)</b>			
Emergency Room, then Discharged	3	4	8
Emergency Room, then Admitted	1	1	1
Admitted without Emergency Room	4	6	3
<b>Drug Disorder Principal Diagnosis</b>			
Emergency Room, then Discharged	6	0	1
Emergency Room, then Admitted	0	1	0
Admitted without Emergency Room	0	0	2
<b>Drug Related (Secondary Diagnosis)</b>			
Emergency Room, then Discharged	5	9	10
Emergency Room, then Admitted	3	1	1
Admitted without Emergency Room	9	13	15
<b>Mental Disorder Principal Diagnosis</b>			
Emergency Room, then Discharged	24	28	26
Emergency Room, then Admitted	4	4	0
Admitted without Emergency Room	22	18	7
<b>Mental Related (Secondary Diagnosis)</b>			
Emergency Room, then Discharged	61	45	45
Emergency Room, then Admitted	5	3	8
Admitted without Emergency Room	84	81	53

<b>ALCOHOL SALES OUTLETS</b>	<b>2021</b>	<b>2020</b>	<b>2019</b>
Alcohol On-premise Drink Licenses	6	5	5
Alcohol Package Carry-out Licenses	4	4	4
<b>IMPAIRED DRIVING</b>	<b>2020</b>	<b>2019</b>	<b>2018</b>
<b>Alcohol Involved Crashes</b>	0	3	4
Fatal Crashes	0	0	1
Injury Crashes	0	1	1
Property Damage Crashes	0	2	2
Crash Fatalities	0	0	1
Crash Injuries	0	2	2
<b>Drug Involved Crashes</b>	0	0	1
Fatal Crashes	0	0	1
Injury Crashes	0	0	0
Property Damage Crashes	0	0	0
Crash Fatalities	0	0	1
Crash Injuries	0	0	1
<b>POLICE REPORTS</b> <sup>3</sup>	<b>2020</b>	<b>2019</b>	<b>2018</b>
DUI Arrests, DWI Tracking System	9	18	14
Liquor Law Arrests	0	0	0
Drug Arrests	2	0	2
Violent Offenses	4	8	5
Domestic Violence Reports	11	33	14
Property Offenses	38	43	37
<b>SCHOOL REPORTS</b>	<b>2020-21</b>	<b>2019-20</b>	<b>2018-19</b>
Enrollment Grades K-12	502	535	569
School Discipline Involving Alcohol	0	0	0
School Discipline Involving Drugs	0	0	0
School Discipline Involving Tobacco	0	0	0
Enrollment Grades 9-12	159	156	166
Dropouts	0	0	0
<b>JUVENILE COURT REFERRALS</b>	<b>2020</b>	<b>2019</b>	<b>2018</b>
Violent Offenses	0	1	0
Alcohol Offenses	0	0	0
Drug Offenses	1	1	0
<b>Juvenile Status Offenses</b>			
School Truancy	9	2	5
Absent from Home	0	0	0
Beyond Parental Control	0	3	5
Injurious Behavior	14	21	20
Child Abuse	0	0	4
Child Neglect	9	18	21
Child Custody Issues	0	0	0
<b>JUVENILE COURT PLACEMENTS</b>	<b>2020</b>	<b>2019</b>	<b>2018</b>
Total Out-of-Home Placements	0	7	22
<b>Conditions Present at Removal</b> <sup>4</sup>			
Parental Alcohol Use	0	0	0
Parental Drug Use	0	5	6
Parental Alcohol and Drug Use	0	0	0
<b>CRIMINAL JUSTICE</b>	<b>FY 2021</b>	<b>FY 2020</b>	<b>FY 2019</b>
Drug Treatment Court Participants	0	0	0
Probation/Parole Admissions--Drug	4	10	8
Probation/Parole Admissions--DWI	1	2	2
Prison Admissions--Drug	1	7	9
Prison Admissions--DWI	0	0	0
<b>EMPLOYMENT</b>	<b>2020</b>	<b>2019</b>	<b>2018</b>
Labor Force	2,393	2,384	2,380
Employed	2,315	2,311	2,312
Unemployed	78	73	68
Unemployment Rate	3.3%	3.1%	2.9%

1	Multi-county Kansas City hepatitis and TB case reports are included in Jackson County totals and all Joplin case reports are included in Jasper County totals.
2	Hospital counts for alcohol, drug, and mental disorders are based on diagnosis codes determined by the national Healthcare Cost and Utilization Program. Individuals are counted only once in each applicable diagnosis group regardless of number of times receiving hospital services in the calendar year.
3	In 2019 the National Incident Based Reporting System replaced the Uniform Crime Reporting system for Missouri crime and arrest reports. 2019 crime data might not be fully comparable to crime data in prior years.
4	DSS Children's Division reports do not capture reasons for removal but document conditions present. There are often multiple conditions and factors considered when a child is placed out of the home. Only the substance use conditions are included in this profile.

# SCOTT COUNTY



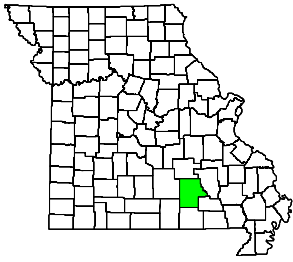
<b>PLANNING AREA</b>	Southeast
<b>SERVICE AREAS</b>	
Substance Use	21
Mental Health	20
<b>POPULATION</b>	
Census 2010	39,191
April 2020 Estimate	38,288

<b>BIRTHS AND DEATHS</b>	<b>2020</b>	<b>2019</b>	<b>2018</b>
Resident Births	491	491	500
Resident Deaths	563	460	469
COVID-19	60		
Suicide	7	8	12
Homicide	2	4	3
Alcohol Induced Deaths	0	2	5
Drug Induced Deaths	6	8	6
Smoking Attributable Deaths	96	89	94
<b>DISEASE INCIDENCE</b> <sup>1</sup>	<b>2020</b>	<b>2019</b>	<b>2018</b>
HIV Newly Diagnosed Cases	2	3	1
Hepatitis B Chronic, Acute, and Prenatal	0	1	4
Hepatitis C Chronic and Acute	14	19	30
Tuberculosis Infection Cases	4	10	2
<b>HOSPITAL</b> <sup>2</sup>	<b>2019</b>	<b>2018</b>	<b>2017</b>
<b>Alcohol Disorder Principal Diagnosis</b>			
Emergency Room, then Discharged	75	62	61
Emergency Room, then Admitted	6	11	20
Admitted without Emergency Room	12	19	21
<b>Alcohol Related (Secondary Diagnosis)</b>			
Emergency Room, then Discharged	79	115	110
Emergency Room, then Admitted	24	24	96
Admitted without Emergency Room	129	133	187
<b>Drug Disorder Principal Diagnosis</b>			
Emergency Room, then Discharged	150	91	81
Emergency Room, then Admitted	11	8	18
Admitted without Emergency Room	42	27	33
<b>Drug Related (Secondary Diagnosis)</b>			
Emergency Room, then Discharged	381	251	187
Emergency Room, then Admitted	41	72	139
Admitted without Emergency Room	240	297	296
<b>Mental Disorder Principal Diagnosis</b>			
Emergency Room, then Discharged	416	441	374
Emergency Room, then Admitted	28	74	78
Admitted without Emergency Room	247	382	229
<b>Mental Related (Secondary Diagnosis)</b>			
Emergency Room, then Discharged	1,640	3,098	1,606
Emergency Room, then Admitted	108	201	555
Admitted without Emergency Room	837	1,861	1,362

1	Multi-county Kansas City hepatitis and TB case reports are included in Jackson County totals and all Joplin case reports are included in Jasper County totals.
2	Hospital counts for alcohol, drug, and mental disorders are based on diagnosis codes determined by the national Healthcare Cost and Utilization Program. Individuals are counted only once in each applicable diagnosis group regardless of number of times receiving hospital services in the calendar year.
3	In 2019 the National Incident Based Reporting System replaced the Uniform Crime Reporting system for Missouri crime and arrest reports. 2019 crime data might not be fully comparable to crime data in prior years.
4	DSS Children's Division reports do not capture reasons for removal but document conditions present. There are often multiple conditions and factors considered when a child is placed out of the home. Only the substance use conditions are included in this profile.

<b>ALCOHOL SALES OUTLETS</b>	<b>2021</b>	<b>2020</b>	<b>2019</b>
Alcohol On-premise Drink Licenses	42	44	42
Alcohol Package Carry-out Licenses	44	43	42
<b>IMPAIRED DRIVING</b>	<b>2020</b>	<b>2019</b>	<b>2018</b>
<b>Alcohol Involved Crashes</b>	52	18	22
Fatal Crashes	2	0	2
Injury Crashes	18	8	4
Property Damage Crashes	32	10	16
Crash Fatalities	2	0	2
Crash Injuries	28	8	4
<b>Drug Involved Crashes</b>	6	10	13
Fatal Crashes	0	2	0
Injury Crashes	3	4	5
Property Damage Crashes	3	4	8
Crash Fatalities	0	2	0
Crash Injuries	4	6	6
<b>POLICE REPORTS</b> <sup>3</sup>	<b>2020</b>	<b>2019</b>	<b>2018</b>
DUI Arrests, DWI Tracking System	119	127	117
Liquor Law Arrests	4	12	17
Drug Arrests	295	377	351
Violent Offenses	163	119	288
Domestic Violence Reports	354	344	561
Property Offenses	722	897	954
<b>SCHOOL REPORTS</b>	<b>2020-21</b>	<b>2019-20</b>	<b>2018-19</b>
Enrollment Grades K-12	6,350	6,505	6,467
School Discipline Involving Alcohol	0	0	3
School Discipline Involving Drugs	5	13	15
School Discipline Involving Tobacco	5	11	13
Enrollment Grades 9-12	2,022	1,940	1,922
Dropouts	6	9	18
<b>JUVENILE COURT REFERRALS</b>	<b>2020</b>	<b>2019</b>	<b>2018</b>
Violent Offenses	57	72	74
Alcohol Offenses	2	0	5
Drug Offenses	13	6	16
<b>Juvenile Status Offenses</b>			
School Truancy	33	56	44
Absent from Home	11	7	9
Beyond Parental Control	24	16	36
Injurious Behavior	33	12	32
Child Abuse	2	4	4
Child Neglect	112	84	88
Child Custody Issues	0	0	0
<b>JUVENILE COURT PLACEMENTS</b>	<b>2020</b>	<b>2019</b>	<b>2018</b>
Total Out-of-Home Placements	54	75	64
<b>Conditions Present at Removal</b> <sup>4</sup>			
Parental Alcohol Use	0	0	1
Parental Drug Use	46	54	38
Parental Alcohol and Drug Use	1	2	0
<b>CRIMINAL JUSTICE</b>	<b>FY 2021</b>	<b>FY 2020</b>	<b>FY 2019</b>
Drug Treatment Court Participants	77	81	81
Probation/Parole Admissions--Drug	172	228	268
Probation/Parole Admissions--DWI	8	12	4
Prison Admissions--Drug	91	100	100
Prison Admissions--DWI	2	5	1
<b>EMPLOYMENT</b>	<b>2020</b>	<b>2019</b>	<b>2018</b>
Labor Force	19,872	20,000	20,017
Employed	18,814	19,293	19,333
Unemployed	1,058	707	684
Unemployment Rate	5.3%	3.5%	3.4%

# SHANNON COUNTY



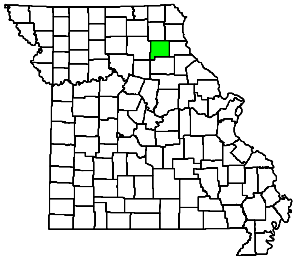
<b>PLANNING AREA</b>	Southeast
<b>SERVICE AREAS</b>	
Substance Use	18
Mental Health	18
<b>POPULATION</b>	
Census 2010	8,441
April 2020 Estimate	8,203

	2020	2019	2018
<b>BIRTHS AND DEATHS</b>			
Resident Births	82	88	96
Resident Deaths	141	123	90
COVID-19	13		
Suicide	0	2	2
Homicide	2	0	0
Alcohol Induced Deaths	1	1	1
Drug Induced Deaths	0	1	0
Smoking Attributable Deaths	24	29	17
<b>DISEASE INCIDENCE</b> <sup>1</sup>	<b>2020</b>	<b>2019</b>	<b>2018</b>
HIV Newly Diagnosed Cases	0	0	1
Hepatitis B Chronic, Acute, and Prenatal	1	1	1
Hepatitis C Chronic and Acute	12	8	6
Tuberculosis Infection Cases	1	0	0
<b>HOSPITAL</b> <sup>2</sup>	<b>2019</b>	<b>2018</b>	<b>2017</b>
<b>Alcohol Disorder Principal Diagnosis</b>			
Emergency Room, then Discharged	18	15	16
Emergency Room, then Admitted	3	2	0
Admitted without Emergency Room	0	3	2
<b>Alcohol Related (Secondary Diagnosis)</b>			
Emergency Room, then Discharged	8	19	25
Emergency Room, then Admitted	8	9	9
Admitted without Emergency Room	31	32	24
<b>Drug Disorder Principal Diagnosis</b>			
Emergency Room, then Discharged	5	11	11
Emergency Room, then Admitted	0	5	1
Admitted without Emergency Room	7	7	6
<b>Drug Related (Secondary Diagnosis)</b>			
Emergency Room, then Discharged	19	28	24
Emergency Room, then Admitted	11	6	9
Admitted without Emergency Room	48	50	32
<b>Mental Disorder Principal Diagnosis</b>			
Emergency Room, then Discharged	51	43	37
Emergency Room, then Admitted	3	5	8
Admitted without Emergency Room	49	58	43
<b>Mental Related (Secondary Diagnosis)</b>			
Emergency Room, then Discharged	71	115	81
Emergency Room, then Admitted	46	62	54
Admitted without Emergency Room	135	163	182

	2021	2020	2019
<b>ALCOHOL SALES OUTLETS</b>			
Alcohol On-premise Drink Licenses	7	7	7
Alcohol Package Carry-out Licenses	17	19	17
<b>IMPAIRED DRIVING</b>	<b>2020</b>	<b>2019</b>	<b>2018</b>
<b>Alcohol Involved Crashes</b>	12	9	10
Fatal Crashes	0	0	2
Injury Crashes	5	5	5
Property Damage Crashes	7	4	3
Crash Fatalities	0	0	2
Crash Injuries	7	7	7
<b>Drug Involved Crashes</b>	1	1	1
Fatal Crashes	0	0	0
Injury Crashes	0	1	1
Property Damage Crashes	1	0	0
Crash Fatalities	0	0	0
Crash Injuries	0	3	2
<b>POLICE REPORTS</b> <sup>3</sup>	<b>2020</b>	<b>2019</b>	<b>2018</b>
DUI Arrests, DWI Tracking System	65	45	23
Liquor Law Arrests	0	2	21
Drug Arrests	18	69	83
Violent Offenses	20	20	18
Domestic Violence Reports	8	5	10
Property Offenses	40	30	46
<b>SCHOOL REPORTS</b>	<b>2020-21</b>	<b>2019-20</b>	<b>2018-19</b>
Enrollment Grades K-12	714	707	691
School Discipline Involving Alcohol	0	0	0
School Discipline Involving Drugs	0	0	0
School Discipline Involving Tobacco	0	0	0
Enrollment Grades 9-12	227	214	202
Dropouts	0	0	0
<b>JUVENILE COURT REFERRALS</b>	<b>2020</b>	<b>2019</b>	<b>2018</b>
Violent Offenses	0	1	1
Alcohol Offenses	0	0	0
Drug Offenses	0	0	0
<b>Juvenile Status Offenses</b>			
School Truancy	8	3	8
Absent from Home	1	0	0
Beyond Parental Control	3	1	3
Injurious Behavior	3	0	2
Child Abuse	0	3	0
Child Neglect	3	3	9
Child Custody Issues	2	21	19
<b>JUVENILE COURT PLACEMENTS</b>	<b>2020</b>	<b>2019</b>	<b>2018</b>
Total Out-of-Home Placements	5	17	19
<b>Conditions Present at Removal</b> <sup>4</sup>			
Parental Alcohol Use	3	0	1
Parental Drug Use	1	4	8
Parental Alcohol and Drug Use	0	1	1
<b>CRIMINAL JUSTICE</b>	<b>FY 2021</b>	<b>FY 2020</b>	<b>FY 2019</b>
Drug Treatment Court Participants	8	7	5
Probation/Parole Admissions--Drug	5	13	21
Probation/Parole Admissions--DWI	0	1	0
Prison Admissions--Drug	7	5	9
Prison Admissions--DWI	0	1	1
<b>EMPLOYMENT</b>	<b>2020</b>	<b>2019</b>	<b>2018</b>
Labor Force	3,343	3,228	3,241
Employed	3,098	3,048	3,079
Unemployed	245	180	162
Unemployment Rate	7.3%	5.6%	5.0%

1	Multi-county Kansas City hepatitis and TB case reports are included in Jackson County totals and all Joplin case reports are included in Jasper County totals.
2	Hospital counts for alcohol, drug, and mental disorders are based on diagnosis codes determined by the national Healthcare Cost and Utilization Program. Individuals are counted only once in each applicable diagnosis group regardless of number of times receiving hospital services in the calendar year.
3	In 2019 the National Incident Based Reporting System replaced the Uniform Crime Reporting system for Missouri crime and arrest reports. 2019 crime data might not be fully comparable to crime data in prior years.
4	DSS Children's Division reports do not capture reasons for removal but document conditions present. There are often multiple conditions and factors considered when a child is placed out of the home. Only the substance use conditions are included in this profile.

# SHELBY COUNTY



<b>PLANNING AREA</b>	Central
<b>SERVICE AREAS</b>	
Substance Use	14
Mental Health	14
<b>POPULATION</b>	
Census 2010	6,373
April 2020 Estimate	5,919

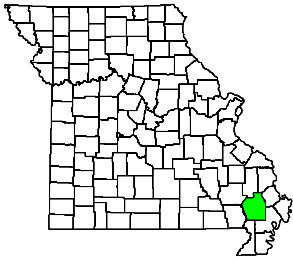
<b>BIRTHS AND DEATHS</b>	2020	2019	2018
Resident Births	61	72	82
Resident Deaths	97	75	67
COVID-19	7		
Suicide	0	0	4
Homicide	0	0	0
Alcohol Induced Deaths	1	0	0
Drug Induced Deaths	0	0	2
Smoking Attributable Deaths	17	8	11
<b>DISEASE INCIDENCE</b> <sup>1</sup>	2020	2019	2018
HIV Newly Diagnosed Cases	0	0	0
Hepatitis B Chronic, Acute, and Prenatal	0	1	0
Hepatitis C Chronic and Acute	1	3	1
Tuberculosis Infection Cases	0	0	2
<b>HOSPITAL</b> <sup>2</sup>	2019	2018	2017
<b>Alcohol Disorder Principal Diagnosis</b>			
Emergency Room, then Discharged	5	8	8
Emergency Room, then Admitted	2	2	1
Admitted without Emergency Room	1	3	1
<b>Alcohol Related (Secondary Diagnosis)</b>			
Emergency Room, then Discharged	5	4	10
Emergency Room, then Admitted	6	12	15
Admitted without Emergency Room	4	3	9
<b>Drug Disorder Principal Diagnosis</b>			
Emergency Room, then Discharged	3	7	6
Emergency Room, then Admitted	0	0	1
Admitted without Emergency Room	0	2	1
<b>Drug Related (Secondary Diagnosis)</b>			
Emergency Room, then Discharged	7	2	7
Emergency Room, then Admitted	13	10	9
Admitted without Emergency Room	6	3	6
<b>Mental Disorder Principal Diagnosis</b>			
Emergency Room, then Discharged	32	24	29
Emergency Room, then Admitted	15	8	13
Admitted without Emergency Room	15	21	9
<b>Mental Related (Secondary Diagnosis)</b>			
Emergency Room, then Discharged	57	71	44
Emergency Room, then Admitted	93	106	103
Admitted without Emergency Room	59	109	111

1	Multi-county Kansas City hepatitis and TB case reports are included in Jackson County totals and all Joplin case reports are included in Jasper County totals.
2	Hospital counts for alcohol, drug, and mental disorders are based on diagnosis codes determined by the national Healthcare Cost and Utilization Program. Individuals are counted only once in each applicable diagnosis group regardless of number of times receiving hospital services in the calendar year.
3	In 2019 the National Incident Based Reporting System replaced the Uniform Crime Reporting system for Missouri crime and arrest reports. 2019 crime data might not be fully comparable to crime data in prior years.
4	DSS Children's Division reports do not capture reasons for removal but document conditions present. There are often multiple conditions and factors considered when a child is placed out of the home. Only the substance use conditions are included in this profile.

<b>ALCOHOL SALES OUTLETS</b>	2021	2020	2019
Alcohol On-premise Drink Licenses	4	4	5
Alcohol Package Carry-out Licenses	8	9	10
<b>IMPAIRED DRIVING</b>	2020	2019	2018
<b>Alcohol Involved Crashes</b>	4	2	3
Fatal Crashes	0	0	0
Injury Crashes	2	2	2
Property Damage Crashes	2	0	1
Crash Fatalities	0	0	0
Crash Injuries	4	2	2
<b>Drug Involved Crashes</b>	0	0	1
Fatal Crashes	0	0	0
Injury Crashes	0	0	0
Property Damage Crashes	0	0	1
Crash Fatalities	0	0	0
Crash Injuries	0	0	0
<b>POLICE REPORTS</b> <sup>3</sup>	2020	2019	2018
DUI Arrests, DWI Tracking System	19	22	19
Liquor Law Arrests	0	0	2
Drug Arrests	47	80	69
Violent Offenses	2	5	4
Domestic Violence Reports	4	6	2
Property Offenses	23	13	28
<b>SCHOOL REPORTS</b>	2020-21	2019-20	2018-19
Enrollment Grades K-12	923	970	979
School Discipline Involving Alcohol	0	0	0
School Discipline Involving Drugs	0	0	3
School Discipline Involving Tobacco	0	0	0
Enrollment Grades 9-12	308	308	291
Dropouts	0	0	6
<b>JUVENILE COURT REFERRALS</b>	2020	2019	2018
Violent Offenses	0	1	5
Alcohol Offenses	0	1	0
Drug Offenses	0	2	0
<b>Juvenile Status Offenses</b>			
School Truancy	7	22	10
Absent from Home	1	0	3
Beyond Parental Control	5	16	11
Injurious Behavior	11	30	26
Child Abuse	6	1	10
Child Neglect	31	29	22
Child Custody Issues	0	0	0
<b>JUVENILE COURT PLACEMENTS</b>	2020	2019	2018
Total Out-of-Home Placements	15	18	12
<b>Conditions Present at Removal</b> <sup>4</sup>			
Parental Alcohol Use	0	0	4
Parental Drug Use	7	14	10
Parental Alcohol and Drug Use	0	0	4
<b>CRIMINAL JUSTICE</b>	FY 2021	FY 2020	FY 2019
Drug Treatment Court Participants	0	0	0
Probation/Parole Admissions--Drug	23	30	29
Probation/Parole Admissions--DWI	0	0	1
Prison Admissions--Drug	2	3	9
Prison Admissions--DWI	0	0	1
<b>EMPLOYMENT</b>	2020	2019	2018
Labor Force	3,047	3,061	3,018
Employed	2,911	2,970	2,926
Unemployed	136	91	92
Unemployment Rate	4.5%	3.0%	3.0%



# STODDARD COUNTY



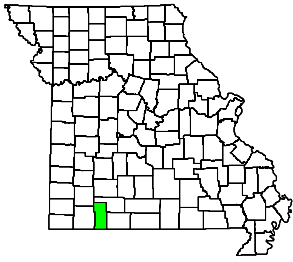
<b>PLANNING AREA</b>	Southeast
<b>SERVICE AREAS</b>	
Substance Use	19
Mental Health	20
<b>POPULATION</b>	
Census 2010	29,968
April 2020 Estimate	29,001

<b>BIRTHS AND DEATHS</b>	<b>2020</b>	<b>2019</b>	<b>2018</b>
Resident Births	355	336	349
Resident Deaths	454	385	407
COVID-19	49		
Suicide	5	5	7
Homicide	1	1	1
Alcohol Induced Deaths	0	1	0
Drug Induced Deaths	4	3	8
Smoking Attributable Deaths	86	72	87
<b>DISEASE INCIDENCE</b> <sup>1</sup>	<b>2020</b>	<b>2019</b>	<b>2018</b>
HIV Newly Diagnosed Cases	1	0	1
Hepatitis B Chronic, Acute, and Prenatal	1	2	5
Hepatitis C Chronic and Acute	8	18	19
Tuberculosis Infection Cases	2	0	5
<b>HOSPITAL</b> <sup>2</sup>	<b>2019</b>	<b>2018</b>	<b>2017</b>
<b>Alcohol Disorder Principal Diagnosis</b>			
Emergency Room, then Discharged	50	55	31
Emergency Room, then Admitted	10	8	18
Admitted without Emergency Room	11	15	21
<b>Alcohol Related (Secondary Diagnosis)</b>			
Emergency Room, then Discharged	78	84	69
Emergency Room, then Admitted	59	48	69
Admitted without Emergency Room	77	67	101
<b>Drug Disorder Principal Diagnosis</b>			
Emergency Room, then Discharged	71	57	44
Emergency Room, then Admitted	14	24	9
Admitted without Emergency Room	27	17	12
<b>Drug Related (Secondary Diagnosis)</b>			
Emergency Room, then Discharged	163	133	97
Emergency Room, then Admitted	70	73	131
Admitted without Emergency Room	133	128	143
<b>Mental Disorder Principal Diagnosis</b>			
Emergency Room, then Discharged	285	283	227
Emergency Room, then Admitted	44	84	130
Admitted without Emergency Room	155	229	134
<b>Mental Related (Secondary Diagnosis)</b>			
Emergency Room, then Discharged	1,216	1,819	1,026
Emergency Room, then Admitted	262	467	452
Admitted without Emergency Room	451	1,008	925

<b>ALCOHOL SALES OUTLETS</b>	<b>2021</b>	<b>2020</b>	<b>2019</b>
Alcohol On-premise Drink Licenses	24	24	26
Alcohol Package Carry-out Licenses	33	33	28
<b>IMPAIRED DRIVING</b>	<b>2020</b>	<b>2019</b>	<b>2018</b>
<b>Alcohol Involved Crashes</b>	32	20	20
Fatal Crashes	0	0	0
Injury Crashes	18	12	9
Property Damage Crashes	14	8	11
Crash Fatalities	0	0	0
Crash Injuries	35	13	13
<b>Drug Involved Crashes</b>	11	10	10
Fatal Crashes	0	0	1
Injury Crashes	7	5	7
Property Damage Crashes	4	5	2
Crash Fatalities	0	0	1
Crash Injuries	11	7	10
<b>POLICE REPORTS</b> <sup>3</sup>	<b>2020</b>	<b>2019</b>	<b>2018</b>
DUI Arrests, DWI Tracking System	101	120	117
Liquor Law Arrests	0	0	3
Drug Arrests	138	107	111
Violent Offenses	72	77	30
Domestic Violence Reports	234	263	162
Property Offenses	512	468	410
<b>SCHOOL REPORTS</b>	<b>2020-21</b>	<b>2019-20</b>	<b>2018-19</b>
Enrollment Grades K-12	4,742	4,860	4,869
School Discipline Involving Alcohol	0	1	2
School Discipline Involving Drugs	0	1	3
School Discipline Involving Tobacco	0	0	4
Enrollment Grades 9-12	1,420	1,411	1,432
Dropouts	0	0	0
<b>JUVENILE COURT REFERRALS</b>	<b>2020</b>	<b>2019</b>	<b>2018</b>
Violent Offenses	20	44	60
Alcohol Offenses	0	4	7
Drug Offenses	9	9	10
<b>Juvenile Status Offenses</b>			
School Truancy	37	51	52
Absent from Home	0	1	5
Beyond Parental Control	11	17	12
Injurious Behavior	23	22	21
Child Abuse	17	23	64
Child Neglect	185	324	248
Child Custody Issues	83	69	205
<b>JUVENILE COURT PLACEMENTS</b>	<b>2020</b>	<b>2019</b>	<b>2018</b>
Total Out-of-Home Placements	142	179	196
<b>Conditions Present at Removal</b> <sup>4</sup>			
Parental Alcohol Use	4	6	8
Parental Drug Use	86	106	120
Parental Alcohol and Drug Use	6	19	4
<b>CRIMINAL JUSTICE</b>	<b>FY 2021</b>	<b>FY 2020</b>	<b>FY 2019</b>
Drug Treatment Court Participants	26	12	15
Probation/Parole Admissions--Drug	122	189	255
Probation/Parole Admissions--DWI	10	16	7
Prison Admissions--Drug	53	77	97
Prison Admissions--DWI	6	5	2
<b>EMPLOYMENT</b>	<b>2020</b>	<b>2019</b>	<b>2018</b>
Labor Force	13,238	13,062	13,090
Employed	12,450	12,434	12,509
Unemployed	788	628	581
Unemployment Rate	6.0%	4.8%	4.4%

1	Multi-county Kansas City hepatitis and TB case reports are included in Jackson County totals and all Joplin case reports are included in Jasper County totals.
2	Hospital counts for alcohol, drug, and mental disorders are based on diagnosis codes determined by the national Healthcare Cost and Utilization Program. Individuals are counted only once in each applicable diagnosis group regardless of number of times receiving hospital services in the calendar year.
3	In 2019 the National Incident Based Reporting System replaced the Uniform Crime Reporting system for Missouri crime and arrest reports. 2019 crime data might not be fully comparable to crime data in prior years.
4	DSS Children's Division reports do not capture reasons for removal but document conditions present. There are often multiple conditions and factors considered when a child is placed out of the home. Only the substance use conditions are included in this profile.

# STONE COUNTY



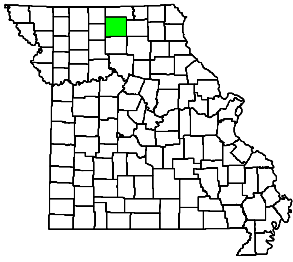
<b>PLANNING AREA</b>	Southwest
<b>SERVICE AREAS</b>	
Substance Use	10
Mental Health	10
<b>POPULATION</b>	
Census 2010	32,202
April 2020 Estimate	32,465

	2020	2019	2018
<b>BIRTHS AND DEATHS</b>			
Resident Births	272	254	266
Resident Deaths	454	424	444
COVID-19	47		
Suicide	6	7	9
Homicide	1	1	5
Alcohol Induced Deaths	6	2	1
Drug Induced Deaths	9	7	8
Smoking Attributable Deaths	70	69	86
<b>DISEASE INCIDENCE</b> <sup>1</sup>	<b>2020</b>	<b>2019</b>	<b>2018</b>
HIV Newly Diagnosed Cases	2	0	0
Hepatitis B Chronic, Acute, and Prenatal	2	1	2
Hepatitis C Chronic and Acute	23	26	31
Tuberculosis Infection Cases	0	1	0
<b>HOSPITAL</b> <sup>2</sup>	<b>2019</b>	<b>2018</b>	<b>2017</b>
<b>Alcohol Disorder Principal Diagnosis</b>			
Emergency Room, then Discharged	66	87	68
Emergency Room, then Admitted	34	51	45
Admitted without Emergency Room	5	4	9
<b>Alcohol Related (Secondary Diagnosis)</b>			
Emergency Room, then Discharged	59	47	51
Emergency Room, then Admitted	99	125	138
Admitted without Emergency Room	35	33	31
<b>Drug Disorder Principal Diagnosis</b>			
Emergency Room, then Discharged	79	71	65
Emergency Room, then Admitted	10	6	12
Admitted without Emergency Room	7	8	9
<b>Drug Related (Secondary Diagnosis)</b>			
Emergency Room, then Discharged	82	52	81
Emergency Room, then Admitted	127	163	136
Admitted without Emergency Room	70	64	84
<b>Mental Disorder Principal Diagnosis</b>			
Emergency Room, then Discharged	195	221	179
Emergency Room, then Admitted	100	148	79
Admitted without Emergency Room	102	81	57
<b>Mental Related (Secondary Diagnosis)</b>			
Emergency Room, then Discharged	242	233	353
Emergency Room, then Admitted	465	792	659
Admitted without Emergency Room	257	384	366

1	Multi-county Kansas City hepatitis and TB case reports are included in Jackson County totals and all Joplin case reports are included in Jasper County totals.
2	Hospital counts for alcohol, drug, and mental disorders are based on diagnosis codes determined by the national Healthcare Cost and Utilization Program. Individuals are counted only once in each applicable diagnosis group regardless of number of times receiving hospital services in the calendar year.
3	In 2019 the National Incident Based Reporting System replaced the Uniform Crime Reporting system for Missouri crime and arrest reports. 2019 crime data might not be fully comparable to crime data in prior years.
4	DSS Children's Division reports do not capture reasons for removal but document conditions present. There are often multiple conditions and factors considered when a child is placed out of the home. Only the substance use conditions are included in this profile.

	2021	2020	2019
<b>ALCOHOL SALES OUTLETS</b>			
Alcohol On-premise Drink Licenses	42	36	38
Alcohol Package Carry-out Licenses	46	45	43
<b>IMPAIRED DRIVING</b>	<b>2020</b>	<b>2019</b>	<b>2018</b>
<b>Alcohol Involved Crashes</b>	37	44	43
Fatal Crashes	0	1	1
Injury Crashes	16	17	20
Property Damage Crashes	21	26	22
Crash Fatalities	0	1	1
Crash Injuries	19	21	25
<b>Drug Involved Crashes</b>	10	7	10
Fatal Crashes	1	2	1
Injury Crashes	2	5	3
Property Damage Crashes	7	0	6
Crash Fatalities	1	2	1
Crash Injuries	2	7	5
<b>POLICE REPORTS</b> <sup>3</sup>	<b>2020</b>	<b>2019</b>	<b>2018</b>
DUI Arrests, DWI Tracking System	92	73	77
Liquor Law Arrests	1	3	10
Drug Arrests	137	123	212
Violent Offenses	191	60	95
Domestic Violence Reports	282	265	314
Property Offenses	404	495	407
<b>SCHOOL REPORTS</b>	<b>2020-21</b>	<b>2019-20</b>	<b>2018-19</b>
Enrollment Grades K-12	3,315	3,469	3,445
School Discipline Involving Alcohol	0	6	1
School Discipline Involving Drugs	13	11	19
School Discipline Involving Tobacco	0	0	0
Enrollment Grades 9-12	1,132	1,160	1,151
Dropouts	0	0	5
<b>JUVENILE COURT REFERRALS</b>	<b>2020</b>	<b>2019</b>	<b>2018</b>
Violent Offenses	36	42	45
Alcohol Offenses	0	3	0
Drug Offenses	2	8	9
<b>Juvenile Status Offenses</b>			
School Truancy	0	0	2
Absent from Home	29	8	4
Beyond Parental Control	2	5	0
Injurious Behavior	26	37	43
Child Abuse	4	3	4
Child Neglect	19	7	20
Child Custody Issues	49	30	63
<b>JUVENILE COURT PLACEMENTS</b>	<b>2020</b>	<b>2019</b>	<b>2018</b>
Total Out-of-Home Placements	48	29	61
<b>Conditions Present at Removal</b> <sup>4</sup>			
Parental Alcohol Use	0	1	7
Parental Drug Use	19	14	40
Parental Alcohol and Drug Use	0	0	1
<b>CRIMINAL JUSTICE</b>	<b>FY 2021</b>	<b>FY 2020</b>	<b>FY 2019</b>
Drug Treatment Court Participants	99	100	157
Probation/Parole Admissions--Drug	85	101	108
Probation/Parole Admissions--DWI	6	6	5
Prison Admissions--Drug	31	29	42
Prison Admissions--DWI	2	0	2
<b>EMPLOYMENT</b>	<b>2020</b>	<b>2019</b>	<b>2018</b>
Labor Force	13,120	13,873	13,763
Employed	11,836	13,185	13,119
Unemployed	1,284	688	644
Unemployment Rate	9.8%	5.0%	4.7%

# SULLIVAN COUNTY



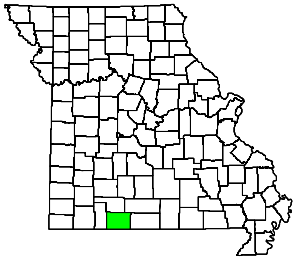
<b>PLANNING AREA</b>	Northwest
<b>SERVICE AREAS</b>	
Substance Use	13
Mental Health	13
<b>POPULATION</b>	
Census 2010	6,714
April 2020 Estimate	6,033

<b>BIRTHS AND DEATHS</b>	2020	2019	2018
Resident Births	75	86	98
Resident Deaths	84	68	83
COVID-19	12		
Suicide	0	5	3
Homicide	0	0	0
Alcohol Induced Deaths	1	0	0
Drug Induced Deaths	2	1	2
Smoking Attributable Deaths	12	12	16
<b>DISEASE INCIDENCE</b> <sup>1</sup>	2020	2019	2018
HIV Newly Diagnosed Cases	0	0	0
Hepatitis B Chronic, Acute, and Prenatal	0	1	2
Hepatitis C Chronic and Acute	3	0	0
Tuberculosis Infection Cases	5	6	5
<b>HOSPITAL</b> <sup>2</sup>	2019	2018	2017
<b>Alcohol Disorder Principal Diagnosis</b>			
Emergency Room, then Discharged	2	9	5
Emergency Room, then Admitted	0	0	1
Admitted without Emergency Room	2	1	2
<b>Alcohol Related (Secondary Diagnosis)</b>			
Emergency Room, then Discharged	14	10	6
Emergency Room, then Admitted	1	11	8
Admitted without Emergency Room	8	14	19
<b>Drug Disorder Principal Diagnosis</b>			
Emergency Room, then Discharged	8	11	5
Emergency Room, then Admitted	1	1	1
Admitted without Emergency Room	0	8	1
<b>Drug Related (Secondary Diagnosis)</b>			
Emergency Room, then Discharged	17	10	16
Emergency Room, then Admitted	14	8	10
Admitted without Emergency Room	18	22	22
<b>Mental Disorder Principal Diagnosis</b>			
Emergency Room, then Discharged	37	43	48
Emergency Room, then Admitted	17	15	8
Admitted without Emergency Room	20	32	18
<b>Mental Related (Secondary Diagnosis)</b>			
Emergency Room, then Discharged	68	113	60
Emergency Room, then Admitted	13	20	25
Admitted without Emergency Room	84	186	155

<b>ALCOHOL SALES OUTLETS</b>	2021	2020	2019
Alcohol On-premise Drink Licenses	5	5	7
Alcohol Package Carry-out Licenses	6	6	6
<b>IMPAIRED DRIVING</b>	2020	2019	2018
<b>Alcohol Involved Crashes</b>	5	3	10
Fatal Crashes	0	0	0
Injury Crashes	1	1	3
Property Damage Crashes	4	2	7
Crash Fatalities	0	0	0
Crash Injuries	1	1	4
<b>Drug Involved Crashes</b>	1	0	1
Fatal Crashes	0	0	0
Injury Crashes	1	0	0
Property Damage Crashes	0	0	1
Crash Fatalities	0	0	0
Crash Injuries	1	0	0
<b>POLICE REPORTS</b> <sup>3</sup>	2020	2019	2018
DUI Arrests, DWI Tracking System	24	22	22
Liquor Law Arrests	0	1	0
Drug Arrests	2	4	9
Violent Offenses	4	25	6
Domestic Violence Reports	7	41	25
Property Offenses	42	56	61
<b>SCHOOL REPORTS</b>	2020-21	2019-20	2018-19
Enrollment Grades K-12	959	961	964
School Discipline Involving Alcohol	0	0	0
School Discipline Involving Drugs	0	0	0
School Discipline Involving Tobacco	0	0	0
Enrollment Grades 9-12	300	294	284
Dropouts	0	0	0
<b>JUVENILE COURT REFERRALS</b>	2020	2019	2018
Violent Offenses	0	1	2
Alcohol Offenses	0	0	0
Drug Offenses	0	0	0
<b>Juvenile Status Offenses</b>			
School Truancy	2	31	45
Absent from Home	0	0	0
Beyond Parental Control	0	0	1
Injurious Behavior	15	23	26
Child Abuse	0	0	0
Child Neglect	25	22	10
Child Custody Issues	8	12	3
<b>JUVENILE COURT PLACEMENTS</b>	2020	2019	2018
Total Out-of-Home Placements	15	15	13
<b>Conditions Present at Removal</b> <sup>4</sup>			
Parental Alcohol Use	0	0	0
Parental Drug Use	7	5	0
Parental Alcohol and Drug Use	0	0	0
<b>CRIMINAL JUSTICE</b>	FY 2021	FY 2020	FY 2019
Drug Treatment Court Participants	19	18	22
Probation/Parole Admissions--Drug	12	11	10
Probation/Parole Admissions--DWI	2	5	5
Prison Admissions--Drug	3	6	9
Prison Admissions--DWI	2	1	3
<b>EMPLOYMENT</b>	2020	2019	2018
Labor Force	2,785	2,684	2,811
Employed	2,664	2,589	2,723
Unemployed	121	95	88
Unemployment Rate	4.3%	3.5%	3.1%

1	Multi-county Kansas City hepatitis and TB case reports are included in Jackson County totals and all Joplin case reports are included in Jasper County totals.
2	Hospital counts for alcohol, drug, and mental disorders are based on diagnosis codes determined by the national Healthcare Cost and Utilization Program. Individuals are counted only once in each applicable diagnosis group regardless of number of times receiving hospital services in the calendar year.
3	In 2019 the National Incident Based Reporting System replaced the Uniform Crime Reporting system for Missouri crime and arrest reports. 2019 crime data might not be fully comparable to crime data in prior years.
4	DSS Children's Division reports do not capture reasons for removal but document conditions present. There are often multiple conditions and factors considered when a child is placed out of the home. Only the substance use conditions are included in this profile.

# TANEY COUNTY



<b>PLANNING AREA</b>	Southwest
<b>SERVICE AREAS</b>	
Substance Use	10
Mental Health	10
<b>POPULATION</b>	
Census 2010	51,675
April 2020 Estimate	56,104

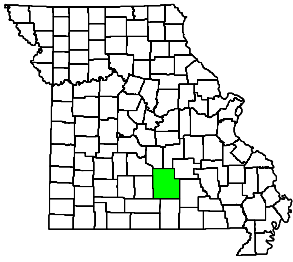
<b>BIRTHS AND DEATHS</b>	<b>2020</b>	<b>2019</b>	<b>2018</b>
Resident Births	598	626	655
Resident Deaths	718	597	600
COVID-19	72		
Suicide	9	8	10
Homicide	1	0	0
Alcohol Induced Deaths	5	3	3
Drug Induced Deaths	13	11	10
Smoking Attributable Deaths	107	96	101
<b>DISEASE INCIDENCE</b> <sup>1</sup>	<b>2020</b>	<b>2019</b>	<b>2018</b>
HIV Newly Diagnosed Cases	0	1	0
Hepatitis B Chronic, Acute, and Prenatal	5	4	3
Hepatitis C Chronic and Acute	65	65	67
Tuberculosis Infection Cases	9	12	1
<b>HOSPITAL</b> <sup>2</sup>	<b>2019</b>	<b>2018</b>	<b>2017</b>
<b>Alcohol Disorder Principal Diagnosis</b>			
Emergency Room, then Discharged	231	275	229
Emergency Room, then Admitted	72	144	128
Admitted without Emergency Room	24	17	25
<b>Alcohol Related (Secondary Diagnosis)</b>			
Emergency Room, then Discharged	146	126	144
Emergency Room, then Admitted	203	307	340
Admitted without Emergency Room	91	89	101
<b>Drug Disorder Principal Diagnosis</b>			
Emergency Room, then Discharged	227	293	208
Emergency Room, then Admitted	22	36	24
Admitted without Emergency Room	38	28	34
<b>Drug Related (Secondary Diagnosis)</b>			
Emergency Room, then Discharged	188	164	301
Emergency Room, then Admitted	307	379	368
Admitted without Emergency Room	169	218	238
<b>Mental Disorder Principal Diagnosis</b>			
Emergency Room, then Discharged	508	612	524
Emergency Room, then Admitted	175	296	160
Admitted without Emergency Room	153	329	224
<b>Mental Related (Secondary Diagnosis)</b>			
Emergency Room, then Discharged	549	432	909
Emergency Room, then Admitted	806	1,385	1,236
Admitted without Emergency Room	502	675	704

1	Multi-county Kansas City hepatitis and TB case reports are included in Jackson County totals and all Joplin case reports are included in Jasper County totals.
2	Hospital counts for alcohol, drug, and mental disorders are based on diagnosis codes determined by the national Healthcare Cost and Utilization Program. Individuals are counted only once in each applicable diagnosis group regardless of number of times receiving hospital services in the calendar year.
3	In 2019 the National Incident Based Reporting System replaced the Uniform Crime Reporting system for Missouri crime and arrest reports. 2019 crime data might not be fully comparable to crime data in prior years.
4	DSS Children's Division reports do not capture reasons for removal but document conditions present. There are often multiple conditions and factors considered when a child is placed out of the home. Only the substance use conditions are included in this profile.

<b>ALCOHOL SALES OUTLETS</b>	<b>2021</b>	<b>2020</b>	<b>2019</b>
Alcohol On-premise Drink Licenses	135	127	122
Alcohol Package Carry-out Licenses	79	68	67
<b>IMPAIRED DRIVING</b>	<b>2020</b>	<b>2019</b>	<b>2018</b>
<b>Alcohol Involved Crashes</b>	71	72	82
Fatal Crashes	3	0	3
Injury Crashes	37	32	34
Property Damage Crashes	31	40	45
Crash Fatalities	3	0	4
Crash Injuries	57	42	45
<b>Drug Involved Crashes</b>	23	15	21
Fatal Crashes	0	0	1
Injury Crashes	11	8	10
Property Damage Crashes	12	7	10
Crash Fatalities	0	0	1
Crash Injuries	12	14	16
<b>POLICE REPORTS</b> <sup>3</sup>	<b>2020</b>	<b>2019</b>	<b>2018</b>
DUI Arrests, DWI Tracking System	166	215	228
Liquor Law Arrests	2	25	27
Drug Arrests	281	357	423
Violent Offenses	193	169	209
Domestic Violence Reports	523	511	542
Property Offenses	1,264	1,597	1,589
<b>SCHOOL REPORTS</b>	<b>2020-21</b>	<b>2019-20</b>	<b>2018-19</b>
Enrollment Grades K-12	7,542	7,701	7,774
School Discipline Involving Alcohol	0	5	8
School Discipline Involving Drugs	15	19	35
School Discipline Involving Tobacco	0	2	0
Enrollment Grades 9-12	2,425	2,417	2,420
Dropouts	37	5	13
<b>JUVENILE COURT REFERRALS</b>	<b>2020</b>	<b>2019</b>	<b>2018</b>
Violent Offenses	35	41	48
Alcohol Offenses	0	1	4
Drug Offenses	9	21	30
<b>Juvenile Status Offenses</b>			
School Truancy	1	11	6
Absent from Home	31	18	37
Beyond Parental Control	11	7	7
Injurious Behavior	63	68	46
Child Abuse	9	2	4
Child Neglect	129	156	156
Child Custody Issues	47	44	52
<b>JUVENILE COURT PLACEMENTS</b>	<b>2020</b>	<b>2019</b>	<b>2018</b>
Total Out-of-Home Placements	132	150	112
<b>Conditions Present at Removal</b> <sup>4</sup>			
Parental Alcohol Use	14	21	6
Parental Drug Use	80	60	29
Parental Alcohol and Drug Use	5	7	0
<b>CRIMINAL JUSTICE</b>	<b>FY 2021</b>	<b>FY 2020</b>	<b>FY 2019</b>
Drug Treatment Court Participants	52	54	60
Probation/Parole Admissions--Drug	142	134	178
Probation/Parole Admissions--DWI	19	26	16
Prison Admissions--Drug	44	66	78
Prison Admissions--DWI	7	9	6
<b>EMPLOYMENT</b>	<b>2020</b>	<b>2019</b>	<b>2018</b>
Labor Force	26,259	27,142	26,828
Employed	22,866	25,753	25,433
Unemployed	3,393	1,389	1,395
Unemployment Rate	12.9%	5.1%	5.2%



# TEXAS COUNTY



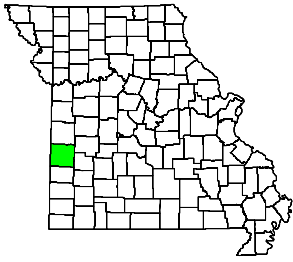
<b>PLANNING AREA</b>	Southeast
<b>SERVICE AREAS</b>	
Substance Use	18
Mental Health	18
<b>POPULATION</b>	
Census 2010	26,008
April 2020 Estimate	25,112

<b>BIRTHS AND DEATHS</b>	<b>2020</b>	<b>2019</b>	<b>2018</b>
Resident Births	259	277	264
Resident Deaths	394	330	331
COVID-19	19		
Suicide	5	4	7
Homicide	3	1	1
Alcohol Induced Deaths	3	3	2
Drug Induced Deaths	16	5	3
Smoking Attributable Deaths	65	53	68
<b>DISEASE INCIDENCE</b> <sup>1</sup>	<b>2020</b>	<b>2019</b>	<b>2018</b>
HIV Newly Diagnosed Cases	0	0	0
Hepatitis B Chronic, Acute, and Prenatal	0	3	0
Hepatitis C Chronic and Acute	44	64	23
Tuberculosis Infection Cases	3	3	1
<b>HOSPITAL</b> <sup>2</sup>	<b>2019</b>	<b>2018</b>	<b>2017</b>
<b>Alcohol Disorder Principal Diagnosis</b>			
Emergency Room, then Discharged	44	34	25
Emergency Room, then Admitted	15	18	17
Admitted without Emergency Room	8	9	10
<b>Alcohol Related (Secondary Diagnosis)</b>			
Emergency Room, then Discharged	46	51	57
Emergency Room, then Admitted	33	40	48
Admitted without Emergency Room	35	35	39
<b>Drug Disorder Principal Diagnosis</b>			
Emergency Room, then Discharged	25	32	21
Emergency Room, then Admitted	5	9	4
Admitted without Emergency Room	11	13	9
<b>Drug Related (Secondary Diagnosis)</b>			
Emergency Room, then Discharged	67	87	57
Emergency Room, then Admitted	47	52	67
Admitted without Emergency Room	71	54	54
<b>Mental Disorder Principal Diagnosis</b>			
Emergency Room, then Discharged	126	206	117
Emergency Room, then Admitted	29	40	30
Admitted without Emergency Room	79	123	80
<b>Mental Related (Secondary Diagnosis)</b>			
Emergency Room, then Discharged	236	854	380
Emergency Room, then Admitted	231	576	411
Admitted without Emergency Room	250	410	398

<b>ALCOHOL SALES OUTLETS</b>	<b>2021</b>	<b>2020</b>	<b>2019</b>
Alcohol On-premise Drink Licenses	14	14	16
Alcohol Package Carry-out Licenses	23	22	23
<b>IMPAIRED DRIVING</b>	<b>2020</b>	<b>2019</b>	<b>2018</b>
<b>Alcohol Involved Crashes</b>	27	25	15
Fatal Crashes	1	1	1
Injury Crashes	11	3	5
Property Damage Crashes	15	21	9
Crash Fatalities	1	1	1
Crash Injuries	13	6	7
<b>Drug Involved Crashes</b>	7	2	4
Fatal Crashes	2	0	0
Injury Crashes	2	2	1
Property Damage Crashes	3	0	3
Crash Fatalities	2	0	0
Crash Injuries	2	2	1
<b>POLICE REPORTS</b> <sup>3</sup>	<b>2020</b>	<b>2019</b>	<b>2018</b>
DUI Arrests, DWI Tracking System	103	126	83
Liquor Law Arrests	10	45	21
Drug Arrests	149	170	169
Violent Offenses	48	64	55
Domestic Violence Reports	183	376	255
Property Offenses	277	335	327
<b>SCHOOL REPORTS</b>	<b>2020-21</b>	<b>2019-20</b>	<b>2018-19</b>
Enrollment Grades K-12	3,514	3,659	3,713
School Discipline Involving Alcohol	0	2	5
School Discipline Involving Drugs	0	3	9
School Discipline Involving Tobacco	0	0	2
Enrollment Grades 9-12	1,110	1,123	1,142
Dropouts	7	0	9
<b>JUVENILE COURT REFERRALS</b>	<b>2020</b>	<b>2019</b>	<b>2018</b>
Violent Offenses	6	10	10
Alcohol Offenses	9	9	8
Drug Offenses	6	4	2
<b>Juvenile Status Offenses</b>			
School Truancy	61	19	65
Absent from Home	12	4	10
Beyond Parental Control	3	6	3
Injurious Behavior	89	156	124
Child Abuse	63	70	80
Child Neglect	107	248	209
Child Custody Issues	6	5	5
<b>JUVENILE COURT PLACEMENTS</b>	<b>2020</b>	<b>2019</b>	<b>2018</b>
Total Out-of-Home Placements	49	36	41
<b>Conditions Present at Removal</b> <sup>4</sup>			
Parental Alcohol Use	1	0	5
Parental Drug Use	28	17	31
Parental Alcohol and Drug Use	0	0	4
<b>CRIMINAL JUSTICE</b>	<b>FY 2021</b>	<b>FY 2020</b>	<b>FY 2019</b>
Drug Treatment Court Participants	0	0	0
Probation/Parole Admissions--Drug	79	83	118
Probation/Parole Admissions--DWI	7	8	7
Prison Admissions--Drug	40	23	49
Prison Admissions--DWI	5	1	4
<b>EMPLOYMENT</b>	<b>2020</b>	<b>2019</b>	<b>2018</b>
Labor Force	8,953	9,009	9,043
Employed	8,434	8,607	8,673
Unemployed	519	402	370
Unemployment Rate	5.8%	4.5%	4.1%

1	Multi-county Kansas City hepatitis and TB case reports are included in Jackson County totals and all Joplin case reports are included in Jasper County totals.
2	Hospital counts for alcohol, drug, and mental disorders are based on diagnosis codes determined by the national Healthcare Cost and Utilization Program. Individuals are counted only once in each applicable diagnosis group regardless of number of times receiving hospital services in the calendar year.
3	In 2019 the National Incident Based Reporting System replaced the Uniform Crime Reporting system for Missouri crime and arrest reports. 2019 crime data might not be fully comparable to crime data in prior years.
4	DSS Children's Division reports do not capture reasons for removal but document conditions present. There are often multiple conditions and factors considered when a child is placed out of the home. Only the substance use conditions are included in this profile.

# VERNON COUNTY



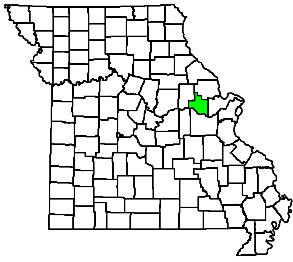
<b>PLANNING AREA</b>	Southwest
<b>SERVICE AREAS</b>	
Substance Use	8
Mental Health	8B
<b>POPULATION</b>	
Census 2010	21,159
April 2020 Estimate	20,388

<b>BIRTHS AND DEATHS</b>	2020	2019	2018
Resident Births	258	241	256
Resident Deaths	281	243	237
COVID-19	37		
Suicide	3	5	1
Homicide	1	0	0
Alcohol Induced Deaths	1	0	3
Drug Induced Deaths	0	7	4
Smoking Attributable Deaths	45	45	48
<b>DISEASE INCIDENCE</b> <sup>1</sup>	2020	2019	2018
HIV Newly Diagnosed Cases	0	3	0
Hepatitis B Chronic, Acute, and Prenatal	0	4	0
Hepatitis C Chronic and Acute	12	18	13
Tuberculosis Infection Cases	3	38	3
<b>HOSPITAL</b> <sup>2</sup>	2019	2018	2017
<b>Alcohol Disorder Principal Diagnosis</b>			
Emergency Room, then Discharged	40	28	37
Emergency Room, then Admitted	4	17	8
Admitted without Emergency Room	12	13	12
<b>Alcohol Related (Secondary Diagnosis)</b>			
Emergency Room, then Discharged	63	98	91
Emergency Room, then Admitted	24	40	61
Admitted without Emergency Room	59	60	48
<b>Drug Disorder Principal Diagnosis</b>			
Emergency Room, then Discharged	42	59	58
Emergency Room, then Admitted	9	11	9
Admitted without Emergency Room	10	9	5
<b>Drug Related (Secondary Diagnosis)</b>			
Emergency Room, then Discharged	138	107	101
Emergency Room, then Admitted	47	63	82
Admitted without Emergency Room	90	93	66
<b>Mental Disorder Principal Diagnosis</b>			
Emergency Room, then Discharged	140	155	160
Emergency Room, then Admitted	81	150	124
Admitted without Emergency Room	155	189	57
<b>Mental Related (Secondary Diagnosis)</b>			
Emergency Room, then Discharged	200	263	237
Emergency Room, then Admitted	106	206	285
Admitted without Emergency Room	312	501	444

1	Multi-county Kansas City hepatitis and TB case reports are included in Jackson County totals and all Joplin case reports are included in Jasper County totals.
2	Hospital counts for alcohol, drug, and mental disorders are based on diagnosis codes determined by the national Healthcare Cost and Utilization Program. Individuals are counted only once in each applicable diagnosis group regardless of number of times receiving hospital services in the calendar year.
3	In 2019 the National Incident Based Reporting System replaced the Uniform Crime Reporting system for Missouri crime and arrest reports. 2019 crime data might not be fully comparable to crime data in prior years.
4	DSS Children's Division reports do not capture reasons for removal but document conditions present. There are often multiple conditions and factors considered when a child is placed out of the home. Only the substance use conditions are included in this profile.

<b>ALCOHOL SALES OUTLETS</b>	2021	2020	2019
Alcohol On-premise Drink Licenses	20	20	18
Alcohol Package Carry-out Licenses	24	21	21
<b>IMPAIRED DRIVING</b>	2020	2019	2018
<b>Alcohol Involved Crashes</b>	19	16	9
Fatal Crashes	0	1	1
Injury Crashes	7	5	2
Property Damage Crashes	12	10	6
Crash Fatalities	0	2	1
Crash Injuries	7	9	5
<b>Drug Involved Crashes</b>	3	2	1
Fatal Crashes	0	0	0
Injury Crashes	0	1	1
Property Damage Crashes	3	1	0
Crash Fatalities	0	0	0
Crash Injuries	0	1	1
<b>POLICE REPORTS</b> <sup>3</sup>	2020	2019	2018
DUI Arrests, DWI Tracking System	88	88	105
Liquor Law Arrests	2	17	16
Drug Arrests	20	102	171
Violent Offenses	190	118	122
Domestic Violence Reports	180	222	157
Property Offenses	512	684	751
<b>SCHOOL REPORTS</b>	2020-21	2019-20	2018-19
Enrollment Grades K-12	2,804	2,859	2,895
School Discipline Involving Alcohol	0	2	0
School Discipline Involving Drugs	9	2	9
School Discipline Involving Tobacco	0	0	0
Enrollment Grades 9-12	934	878	890
Dropouts	10	10	0
<b>JUVENILE COURT REFERRALS</b>	2020	2019	2018
Violent Offenses	56	69	76
Alcohol Offenses	16	2	8
Drug Offenses	8	12	7
<b>Juvenile Status Offenses</b>			
School Truancy	34	19	90
Absent from Home	44	28	54
Beyond Parental Control	43	51	79
Injurious Behavior	29	40	18
Child Abuse	8	15	17
Child Neglect	71	73	62
Child Custody Issues	2	0	7
<b>JUVENILE COURT PLACEMENTS</b>	2020	2019	2018
Total Out-of-Home Placements	11	17	14
<b>Conditions Present at Removal</b> <sup>4</sup>			
Parental Alcohol Use	3	1	2
Parental Drug Use	2	4	2
Parental Alcohol and Drug Use	1	0	2
<b>CRIMINAL JUSTICE</b>	FY 2021	FY 2020	FY 2019
Drug Treatment Court Participants	46	44	47
Probation/Parole Admissions--Drug	77	64	88
Probation/Parole Admissions--DWI	4	7	2
Prison Admissions--Drug	24	35	49
Prison Admissions--DWI	0	1	2
<b>EMPLOYMENT</b>	2020	2019	2018
Labor Force	9,436	9,466	9,557
Employed	9,025	9,133	9,256
Unemployed	411	333	301
Unemployment Rate	4.4%	3.5%	3.1%

# WARREN COUNTY



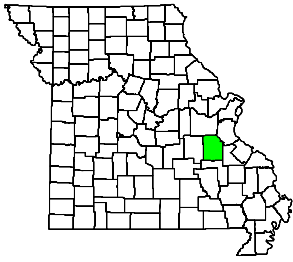
<b>PLANNING AREA</b>	Eastern
<b>SERVICE AREAS</b>	
Substance Use	16
Mental Health	16
<b>POPULATION</b>	
Census 2010	32,513
April 2020 Estimate	36,594

<b>BIRTHS AND DEATHS</b>	<b>2020</b>	<b>2019</b>	<b>2018</b>
Resident Births	376	422	430
Resident Deaths	373	296	324
COVID-19	19		
Suicide	7	5	9
Homicide	0	2	1
Alcohol Induced Deaths	1	2	1
Drug Induced Deaths	13	9	17
Smoking Attributable Deaths	55	53	53
<b>DISEASE INCIDENCE</b> <sup>1</sup>	<b>2020</b>	<b>2019</b>	<b>2018</b>
HIV Newly Diagnosed Cases	0	1	1
Hepatitis B Chronic, Acute, and Prenatal	0	0	2
Hepatitis C Chronic and Acute	11	31	29
Tuberculosis Infection Cases	2	3	0
<b>HOSPITAL</b> <sup>2</sup>	<b>2019</b>	<b>2018</b>	<b>2017</b>
<b>Alcohol Disorder Principal Diagnosis</b>			
Emergency Room, then Discharged	57	63	89
Emergency Room, then Admitted	13	25	28
Admitted without Emergency Room	18	18	20
<b>Alcohol Related (Secondary Diagnosis)</b>			
Emergency Room, then Discharged	74	82	87
Emergency Room, then Admitted	132	194	202
Admitted without Emergency Room	68	80	88
<b>Drug Disorder Principal Diagnosis</b>			
Emergency Room, then Discharged	56	77	91
Emergency Room, then Admitted	13	19	19
Admitted without Emergency Room	15	28	25
<b>Drug Related (Secondary Diagnosis)</b>			
Emergency Room, then Discharged	148	127	128
Emergency Room, then Admitted	160	244	276
Admitted without Emergency Room	146	130	152
<b>Mental Disorder Principal Diagnosis</b>			
Emergency Room, then Discharged	306	382	276
Emergency Room, then Admitted	180	317	285
Admitted without Emergency Room	139	207	126
<b>Mental Related (Secondary Diagnosis)</b>			
Emergency Room, then Discharged	447	1,074	953
Emergency Room, then Admitted	492	1,014	1,040
Admitted without Emergency Room	365	572	539

<b>ALCOHOL SALES OUTLETS</b>	<b>2021</b>	<b>2020</b>	<b>2019</b>
Alcohol On-premise Drink Licenses	43	41	40
Alcohol Package Carry-out Licenses	28	27	26
<b>IMPAIRED DRIVING</b>	<b>2020</b>	<b>2019</b>	<b>2018</b>
<b>Alcohol Involved Crashes</b>	27	40	38
Fatal Crashes	0	2	0
Injury Crashes	11	15	14
Property Damage Crashes	16	23	24
Crash Fatalities	0	2	0
Crash Injuries	11	26	19
<b>Drug Involved Crashes</b>	8	7	9
Fatal Crashes	0	0	0
Injury Crashes	3	3	3
Property Damage Crashes	5	4	6
Crash Fatalities	0	0	0
Crash Injuries	5	3	6
<b>POLICE REPORTS</b> <sup>3</sup>	<b>2020</b>	<b>2019</b>	<b>2018</b>
DUI Arrests, DWI Tracking System	55	110	111
Liquor Law Arrests	0	14	19
Drug Arrests	327	345	410
Violent Offenses	95	112	111
Domestic Violence Reports	370	498	432
Property Offenses	530	533	592
<b>SCHOOL REPORTS</b>	<b>2020-21</b>	<b>2019-20</b>	<b>2018-19</b>
Enrollment Grades K-12	4,666	4,672	4,685
School Discipline Involving Alcohol	0	2	8
School Discipline Involving Drugs	18	11	32
School Discipline Involving Tobacco	0	3	2
Enrollment Grades 9-12	1,448	1,417	1,394
Dropouts	27	18	27
<b>JUVENILE COURT REFERRALS</b>	<b>2020</b>	<b>2019</b>	<b>2018</b>
Violent Offenses	23	23	27
Alcohol Offenses	2	6	2
Drug Offenses	13	12	19
<b>Juvenile Status Offenses</b>			
School Truancy	25	21	30
Absent from Home	48	31	43
Beyond Parental Control	18	7	13
Injurious Behavior	91	129	107
Child Abuse	2	1	3
Child Neglect	50	29	18
Child Custody Issues	0	0	0
<b>JUVENILE COURT PLACEMENTS</b>	<b>2020</b>	<b>2019</b>	<b>2018</b>
Total Out-of-Home Placements	30	41	35
<b>Conditions Present at Removal</b> <sup>4</sup>			
Parental Alcohol Use	0	5	6
Parental Drug Use	15	21	18
Parental Alcohol and Drug Use	0	2	0
<b>CRIMINAL JUSTICE</b>	<b>FY 2021</b>	<b>FY 2020</b>	<b>FY 2019</b>
Drug Treatment Court Participants	28	36	48
Probation/Parole Admissions--Drug	109	150	200
Probation/Parole Admissions--DWI	9	15	7
Prison Admissions--Drug	59	75	91
Prison Admissions--DWI	5	5	5
<b>EMPLOYMENT</b>	<b>2020</b>	<b>2019</b>	<b>2018</b>
Labor Force	18,207	17,971	17,560
Employed	17,150	17,446	17,067
Unemployed	1,057	525	493
Unemployment Rate	5.8%	2.9%	2.8%

1	Multi-county Kansas City hepatitis and TB case reports are included in Jackson County totals and all Joplin case reports are included in Jasper County totals.
2	Hospital counts for alcohol, drug, and mental disorders are based on diagnosis codes determined by the national Healthcare Cost and Utilization Program. Individuals are counted only once in each applicable diagnosis group regardless of number of times receiving hospital services in the calendar year.
3	In 2019 the National Incident Based Reporting System replaced the Uniform Crime Reporting system for Missouri crime and arrest reports. 2019 crime data might not be fully comparable to crime data in prior years.
4	DSS Children's Division reports do not capture reasons for removal but document conditions present. There are often multiple conditions and factors considered when a child is placed out of the home. Only the substance use conditions are included in this profile.

# WASHINGTON COUNTY



<b>PLANNING AREA</b>	Southeast
<b>SERVICE AREAS</b>	
Substance Use	17
Mental Health	17B
<b>POPULATION</b>	
Census 2010	25,195
April 2020 Estimate	24,604

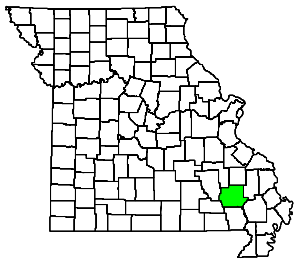
<b>BIRTHS AND DEATHS</b>	<b>2020</b>	<b>2019</b>	<b>2018</b>
Resident Births	264	276	274
Resident Deaths	372	305	273
COVID-19	44		
Suicide	8	5	7
Homicide	2	1	1
Alcohol Induced Deaths	2	0	1
Drug Induced Deaths	14	8	7
Smoking Attributable Deaths	58	62	62
<b>DISEASE INCIDENCE</b> <sup>1</sup>	<b>2020</b>	<b>2019</b>	<b>2018</b>
HIV Newly Diagnosed Cases	0	2	0
Hepatitis B Chronic, Acute, and Prenatal	0	3	6
Hepatitis C Chronic and Acute	49	35	39
Tuberculosis Infection Cases	5	11	3
<b>HOSPITAL</b> <sup>2</sup>	<b>2019</b>	<b>2018</b>	<b>2017</b>
<b>Alcohol Disorder Principal Diagnosis</b>			
Emergency Room, then Discharged	28	45	37
Emergency Room, then Admitted	11	10	11
Admitted without Emergency Room	4	7	11
<b>Alcohol Related (Secondary Diagnosis)</b>			
Emergency Room, then Discharged	57	76	61
Emergency Room, then Admitted	52	81	79
Admitted without Emergency Room	55	65	57
<b>Drug Disorder Principal Diagnosis</b>			
Emergency Room, then Discharged	76	103	51
Emergency Room, then Admitted	11	6	7
Admitted without Emergency Room	20	20	21
<b>Drug Related (Secondary Diagnosis)</b>			
Emergency Room, then Discharged	340	264	112
Emergency Room, then Admitted	83	114	94
Admitted without Emergency Room	100	113	143
<b>Mental Disorder Principal Diagnosis</b>			
Emergency Room, then Discharged	260	337	252
Emergency Room, then Admitted	69	106	86
Admitted without Emergency Room	129	196	113
<b>Mental Related (Secondary Diagnosis)</b>			
Emergency Room, then Discharged	607	1,331	854
Emergency Room, then Admitted	363	668	458
Admitted without Emergency Room	327	576	504

<b>ALCOHOL SALES OUTLETS</b>	<b>2021</b>	<b>2020</b>	<b>2019</b>
Alcohol On-premise Drink Licenses	17	15	19
Alcohol Package Carry-out Licenses	29	28	29
<b>IMPAIRED DRIVING</b>	<b>2020</b>	<b>2019</b>	<b>2018</b>
<b>Alcohol Involved Crashes</b>	28	15	23
Fatal Crashes	3	1	1
Injury Crashes	13	8	12
Property Damage Crashes	12	6	10
Crash Fatalities	3	1	1
Crash Injuries	21	18	18
<b>Drug Involved Crashes</b>	9	7	9
Fatal Crashes	0	1	1
Injury Crashes	3	1	5
Property Damage Crashes	6	5	3
Crash Fatalities	0	1	1
Crash Injuries	4	1	8
<b>POLICE REPORTS</b> <sup>3</sup>	<b>2020</b>	<b>2019</b>	<b>2018</b>
DUI Arrests, DWI Tracking System	44	32	43
Liquor Law Arrests	2	0	2
Drug Arrests	102	77	48
Violent Offenses	116	82	64
Domestic Violence Reports	355	170	66
Property Offenses	718	622	612
<b>SCHOOL REPORTS</b>	<b>2020-21</b>	<b>2019-20</b>	<b>2018-19</b>
Enrollment Grades K-12	3,364	3,443	3,455
School Discipline Involving Alcohol	0	2	1
School Discipline Involving Drugs	0	3	3
School Discipline Involving Tobacco	0	2	0
Enrollment Grades 9-12	1,058	1,024	1,011
Dropouts	6	0	5
<b>JUVENILE COURT REFERRALS</b>	<b>2020</b>	<b>2019</b>	<b>2018</b>
Violent Offenses	17	33	51
Alcohol Offenses	0	0	1
Drug Offenses	1	3	9
<b>Juvenile Status Offenses</b>			
School Truancy	12	11	18
Absent from Home	2	2	7
Beyond Parental Control	8	19	19
Injurious Behavior	9	26	21
Child Abuse	12	14	32
Child Neglect	50	48	54
Child Custody Issues	0	0	0
<b>JUVENILE COURT PLACEMENTS</b>	<b>2020</b>	<b>2019</b>	<b>2018</b>
Total Out-of-Home Placements	45	48	87
<b>Conditions Present at Removal</b> <sup>4</sup>			
Parental Alcohol Use	1	1	1
Parental Drug Use	28	33	42
Parental Alcohol and Drug Use	4	2	1
<b>CRIMINAL JUSTICE</b>	<b>FY 2021</b>	<b>FY 2020</b>	<b>FY 2019</b>
Drug Treatment Court Participants	32	23	28
Probation/Parole Admissions--Drug	91	95	96
Probation/Parole Admissions--DWI	6	7	1
Prison Admissions--Drug	59	38	56
Prison Admissions--DWI	2	2	2
<b>EMPLOYMENT</b>	<b>2020</b>	<b>2019</b>	<b>2018</b>
Labor Force	10,143	10,241	10,205
Employed	9,415	9,780	9,752
Unemployed	728	461	453
Unemployment Rate	7.2%	4.5%	4.4%

1	Multi-county Kansas City hepatitis and TB case reports are included in Jackson County totals and all Joplin case reports are included in Jasper County totals.
2	Hospital counts for alcohol, drug, and mental disorders are based on diagnosis codes determined by the national Healthcare Cost and Utilization Program. Individuals are counted only once in each applicable diagnosis group regardless of number of times receiving hospital services in the calendar year.
3	In 2019 the National Incident Based Reporting System replaced the Uniform Crime Reporting system for Missouri crime and arrest reports. 2019 crime data might not be fully comparable to crime data in prior years.
4	DSS Children's Division reports do not capture reasons for removal but document conditions present. There are often multiple conditions and factors considered when a child is placed out of the home. Only the substance use conditions are included in this profile.



# WAYNE COUNTY



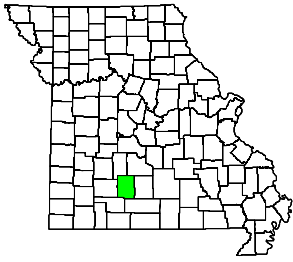
<b>PLANNING AREA</b>	Southeast
<b>SERVICE AREAS</b>	
Substance Use	19
Mental Health	19
<b>POPULATION</b>	
Census 2010	13,521
April 2020 Estimate	12,769

	2020	2019	2018
<b>BIRTHS AND DEATHS</b>			
Resident Births	112	142	115
Resident Deaths	223	158	213
COVID-19	20		
Suicide	1	4	4
Homicide	1	1	3
Alcohol Induced Deaths	2	1	0
Drug Induced Deaths	3	1	4
Smoking Attributable Deaths	47	35	40
<b>DISEASE INCIDENCE</b> <sup>1</sup>	<b>2020</b>	<b>2019</b>	<b>2018</b>
HIV Newly Diagnosed Cases	0	0	0
Hepatitis B Chronic, Acute, and Prenatal	0	0	2
Hepatitis C Chronic and Acute	5	12	14
Tuberculosis Infection Cases	0	0	1
<b>HOSPITAL</b> <sup>2</sup>	<b>2019</b>	<b>2018</b>	<b>2017</b>
<b>Alcohol Disorder Principal Diagnosis</b>			
Emergency Room, then Discharged	20	20	8
Emergency Room, then Admitted	8	6	7
Admitted without Emergency Room	7	4	5
<b>Alcohol Related (Secondary Diagnosis)</b>			
Emergency Room, then Discharged	19	17	17
Emergency Room, then Admitted	45	43	39
Admitted without Emergency Room	27	20	32
<b>Drug Disorder Principal Diagnosis</b>			
Emergency Room, then Discharged	18	16	11
Emergency Room, then Admitted	11	13	2
Admitted without Emergency Room	4	5	1
<b>Drug Related (Secondary Diagnosis)</b>			
Emergency Room, then Discharged	53	40	23
Emergency Room, then Admitted	57	74	57
Admitted without Emergency Room	42	52	43
<b>Mental Disorder Principal Diagnosis</b>			
Emergency Room, then Discharged	96	111	84
Emergency Room, then Admitted	36	77	55
Admitted without Emergency Room	30	64	42
<b>Mental Related (Secondary Diagnosis)</b>			
Emergency Room, then Discharged	416	630	397
Emergency Room, then Admitted	168	355	305
Admitted without Emergency Room	168	353	289

	2021	2020	2019
<b>ALCOHOL SALES OUTLETS</b>			
Alcohol On-premise Drink Licenses	13	13	15
Alcohol Package Carry-out Licenses	23	20	22
<b>IMPAIRED DRIVING</b>	<b>2020</b>	<b>2019</b>	<b>2018</b>
<b>Alcohol Involved Crashes</b>	11	15	11
Fatal Crashes	0	0	0
Injury Crashes	5	4	5
Property Damage Crashes	6	11	6
Crash Fatalities	0	0	0
Crash Injuries	6	5	5
<b>Drug Involved Crashes</b>	0	2	3
Fatal Crashes	0	1	0
Injury Crashes	0	0	1
Property Damage Crashes	0	1	2
Crash Fatalities	0	1	0
Crash Injuries	0	0	1
<b>POLICE REPORTS</b> <sup>3</sup>	<b>2020</b>	<b>2019</b>	<b>2018</b>
DUI Arrests, DWI Tracking System	29	43	41
Liquor Law Arrests	0	2	6
Drug Arrests	55	65	172
Violent Offenses	20	26	33
Domestic Violence Reports	115	57	60
Property Offenses	181	221	222
<b>SCHOOL REPORTS</b>	<b>2020-21</b>	<b>2019-20</b>	<b>2018-19</b>
Enrollment Grades K-12	1,524	1,581	1,669
School Discipline Involving Alcohol	0	1	1
School Discipline Involving Drugs	0	2	5
School Discipline Involving Tobacco	0	0	0
Enrollment Grades 9-12	470	468	501
Dropouts	16	10	0
<b>JUVENILE COURT REFERRALS</b>	<b>2020</b>	<b>2019</b>	<b>2018</b>
Violent Offenses	2	2	10
Alcohol Offenses	0	0	1
Drug Offenses	1	0	3
<b>Juvenile Status Offenses</b>			
School Truancy	0	0	1
Absent from Home	0	0	1
Beyond Parental Control	4	0	11
Injurious Behavior	0	1	2
Child Abuse	1	0	6
Child Neglect	27	8	35
Child Custody Issues	0	0	1
<b>JUVENILE COURT PLACEMENTS</b>	<b>2020</b>	<b>2019</b>	<b>2018</b>
Total Out-of-Home Placements	48	36	23
<b>Conditions Present at Removal</b> <sup>4</sup>			
Parental Alcohol Use	0	0	0
Parental Drug Use	28	24	5
Parental Alcohol and Drug Use	1	5	0
<b>CRIMINAL JUSTICE</b>	<b>FY 2021</b>	<b>FY 2020</b>	<b>FY 2019</b>
Drug Treatment Court Participants	26	35	37
Probation/Parole Admissions--Drug	92	98	115
Probation/Parole Admissions--DWI	4	2	3
Prison Admissions--Drug	26	30	37
Prison Admissions--DWI	1	1	0
<b>EMPLOYMENT</b>	<b>2020</b>	<b>2019</b>	<b>2018</b>
Labor Force	5,085	5,306	5,322
Employed	4,775	5,050	5,064
Unemployed	310	256	258
Unemployment Rate	6.1%	4.8%	4.8%

1	Multi-county Kansas City hepatitis and TB case reports are included in Jackson County totals and all Joplin case reports are included in Jasper County totals.
2	Hospital counts for alcohol, drug, and mental disorders are based on diagnosis codes determined by the national Healthcare Cost and Utilization Program. Individuals are counted only once in each applicable diagnosis group regardless of number of times receiving hospital services in the calendar year.
3	In 2019 the National Incident Based Reporting System replaced the Uniform Crime Reporting system for Missouri crime and arrest reports. 2019 crime data might not be fully comparable to crime data in prior years.
4	DSS Children's Division reports do not capture reasons for removal but document conditions present. There are often multiple conditions and factors considered when a child is placed out of the home. Only the substance use conditions are included in this profile.

# WEBSTER COUNTY



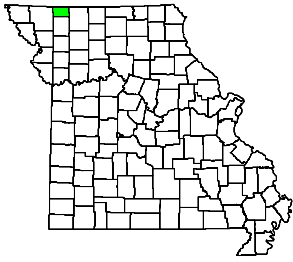
<b>PLANNING AREA</b>	Southwest
<b>SERVICE AREAS</b>	
Substance Use	10
Mental Health	10
<b>POPULATION</b>	
Census 2010	36,202
April 2020 Estimate	39,859

<b>BIRTHS AND DEATHS</b>	<b>2020</b>	<b>2019</b>	<b>2018</b>
Resident Births	551	619	608
Resident Deaths	435	366	393
COVID-19	50		
Suicide	11	8	7
Homicide	3	1	2
Alcohol Induced Deaths	5	5	1
Drug Induced Deaths	6	13	10
Smoking Attributable Deaths	69	59	68
<b>DISEASE INCIDENCE</b> <sup>1</sup>	<b>2020</b>	<b>2019</b>	<b>2018</b>
HIV Newly Diagnosed Cases	0	0	0
Hepatitis B Chronic, Acute, and Prenatal	1	2	1
Hepatitis C Chronic and Acute	53	37	28
Tuberculosis Infection Cases	4	3	1
<b>HOSPITAL</b> <sup>2</sup>	<b>2019</b>	<b>2018</b>	<b>2017</b>
<b>Alcohol Disorder Principal Diagnosis</b>			
Emergency Room, then Discharged	57	63	55
Emergency Room, then Admitted	39	52	47
Admitted without Emergency Room	4	4	3
<b>Alcohol Related (Secondary Diagnosis)</b>			
Emergency Room, then Discharged	33	25	22
Emergency Room, then Admitted	91	109	154
Admitted without Emergency Room	26	25	26
<b>Drug Disorder Principal Diagnosis</b>			
Emergency Room, then Discharged	74	63	93
Emergency Room, then Admitted	12	19	15
Admitted without Emergency Room	9	9	9
<b>Drug Related (Secondary Diagnosis)</b>			
Emergency Room, then Discharged	60	73	106
Emergency Room, then Admitted	154	202	176
Admitted without Emergency Room	70	71	75
<b>Mental Disorder Principal Diagnosis</b>			
Emergency Room, then Discharged	241	246	216
Emergency Room, then Admitted	150	211	134
Admitted without Emergency Room	64	125	62
<b>Mental Related (Secondary Diagnosis)</b>			
Emergency Room, then Discharged	363	371	455
Emergency Room, then Admitted	610	1,095	892
Admitted without Emergency Room	295	406	358

<b>ALCOHOL SALES OUTLETS</b>	<b>2021</b>	<b>2020</b>	<b>2019</b>
Alcohol On-premise Drink Licenses	7	9	9
Alcohol Package Carry-out Licenses	27	26	28
<b>IMPAIRED DRIVING</b>	<b>2020</b>	<b>2019</b>	<b>2018</b>
<b>Alcohol Involved Crashes</b>	39	30	33
Fatal Crashes	3	0	1
Injury Crashes	17	12	8
Property Damage Crashes	19	18	24
Crash Fatalities	4	0	1
Crash Injuries	30	17	8
<b>Drug Involved Crashes</b>	12	8	10
Fatal Crashes	0	0	0
Injury Crashes	5	4	6
Property Damage Crashes	7	4	4
Crash Fatalities	0	0	0
Crash Injuries	6	8	8
<b>POLICE REPORTS</b> <sup>3</sup>	<b>2020</b>	<b>2019</b>	<b>2018</b>
DUI Arrests, DWI Tracking System	95	100	106
Liquor Law Arrests	0	16	22
Drug Arrests	181	287	341
Violent Offenses	42	30	32
Domestic Violence Reports	121	165	153
Property Offenses	552	524	552
<b>SCHOOL REPORTS</b>	<b>2020-21</b>	<b>2019-20</b>	<b>2018-19</b>
Enrollment Grades K-12	4,416	4,440	4,429
School Discipline Involving Alcohol	7	8	5
School Discipline Involving Drugs	11	9	11
School Discipline Involving Tobacco	0	0	0
Enrollment Grades 9-12	1,360	1,315	1,355
Dropouts	25	16	15
<b>JUVENILE COURT REFERRALS</b>	<b>2020</b>	<b>2019</b>	<b>2018</b>
Violent Offenses	64	72	83
Alcohol Offenses	9	11	13
Drug Offenses	25	31	25
<b>Juvenile Status Offenses</b>			
School Truancy	0	8	3
Absent from Home	14	12	11
Beyond Parental Control	4	14	6
Injurious Behavior	7	13	8
Child Abuse	22	17	3
Child Neglect	105	132	73
Child Custody Issues	6	2	2
<b>JUVENILE COURT PLACEMENTS</b>	<b>2020</b>	<b>2019</b>	<b>2018</b>
Total Out-of-Home Placements	89	48	39
<b>Conditions Present at Removal</b> <sup>4</sup>			
Parental Alcohol Use	13	3	0
Parental Drug Use	29	19	14
Parental Alcohol and Drug Use	1	0	0
<b>CRIMINAL JUSTICE</b>	<b>FY 2021</b>	<b>FY 2020</b>	<b>FY 2019</b>
Drug Treatment Court Participants	24	26	25
Probation/Parole Admissions--Drug	109	109	136
Probation/Parole Admissions--DWI	13	10	3
Prison Admissions--Drug	37	35	47
Prison Admissions--DWI	3	3	4
<b>EMPLOYMENT</b>	<b>2020</b>	<b>2019</b>	<b>2018</b>
Labor Force	17,322	17,309	16,916
Employed	16,396	16,692	16,391
Unemployed	926	617	525
Unemployment Rate	5.3%	3.6%	3.1%

1	Multi-county Kansas City hepatitis and TB case reports are included in Jackson County totals and all Joplin case reports are included in Jasper County totals.
2	Hospital counts for alcohol, drug, and mental disorders are based on diagnosis codes determined by the national Healthcare Cost and Utilization Program. Individuals are counted only once in each applicable diagnosis group regardless of number of times receiving hospital services in the calendar year.
3	In 2019 the National Incident Based Reporting System replaced the Uniform Crime Reporting system for Missouri crime and arrest reports. 2019 crime data might not be fully comparable to crime data in prior years.
4	DSS Children's Division reports do not capture reasons for removal but document conditions present. There are often multiple conditions and factors considered when a child is placed out of the home. Only the substance use conditions are included in this profile.

# WORTH COUNTY



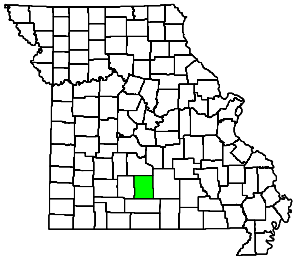
<b>PLANNING AREA</b>	Northwest
<b>SERVICE AREAS</b>	
Substance Use	1
Mental Health	1
<b>POPULATION</b>	
Census 2010	2,171
April 2020 Estimate	1,953

	2020	2019	2018
<b>BIRTHS AND DEATHS</b>			
Resident Births	26	21	27
Resident Deaths	29	28	25
COVID-19	2		
Suicide	0	0	0
Homicide	1	0	0
Alcohol Induced Deaths	1	0	0
Drug Induced Deaths	0	0	0
Smoking Attributable Deaths	1	4	5
<b>DISEASE INCIDENCE</b> <sup>1</sup>			
HIV Newly Diagnosed Cases	0	0	0
Hepatitis B Chronic, Acute, and Prenatal	0	0	0
Hepatitis C Chronic and Acute	0	2	0
Tuberculosis Infection Cases	0	0	0
<b>HOSPITAL</b> <sup>2</sup>			
<b>Alcohol Disorder Principal Diagnosis</b>			
Emergency Room, then Discharged	4	0	0
Emergency Room, then Admitted	0	0	0
Admitted without Emergency Room	0	0	0
<b>Alcohol Related (Secondary Diagnosis)</b>			
Emergency Room, then Discharged	7	5	3
Emergency Room, then Admitted	2	5	5
Admitted without Emergency Room	5	5	1
<b>Drug Disorder Principal Diagnosis</b>			
Emergency Room, then Discharged	4	1	2
Emergency Room, then Admitted	0	1	1
Admitted without Emergency Room	1	0	0
<b>Drug Related (Secondary Diagnosis)</b>			
Emergency Room, then Discharged	2	9	5
Emergency Room, then Admitted	7	6	4
Admitted without Emergency Room	4	5	3
<b>Mental Disorder Principal Diagnosis</b>			
Emergency Room, then Discharged	6	11	13
Emergency Room, then Admitted	12	18	9
Admitted without Emergency Room	3	18	4
<b>Mental Related (Secondary Diagnosis)</b>			
Emergency Room, then Discharged	41	63	50
Emergency Room, then Admitted	18	40	22
Admitted without Emergency Room	26	47	29

1	Multi-county Kansas City hepatitis and TB case reports are included in Jackson County totals and all Joplin case reports are included in Jasper County totals.
2	Hospital counts for alcohol, drug, and mental disorders are based on diagnosis codes determined by the national Healthcare Cost and Utilization Program. Individuals are counted only once in each applicable diagnosis group regardless of number of times receiving hospital services in the calendar year.
3	In 2019 the National Incident Based Reporting System replaced the Uniform Crime Reporting system for Missouri crime and arrest reports. 2019 crime data might not be fully comparable to crime data in prior years.
4	DSS Children's Division reports do not capture reasons for removal but document conditions present. There are often multiple conditions and factors considered when a child is placed out of the home. Only the substance use conditions are included in this profile.

	2021	2020	2019
<b>ALCOHOL SALES OUTLETS</b>			
Alcohol On-premise Drink Licenses	2	2	2
Alcohol Package Carry-out Licenses	4	4	4
<b>IMPAIRED DRIVING</b>			
<b>Alcohol Involved Crashes</b>			
Fatal Crashes	0	0	0
Injury Crashes	0	2	0
Property Damage Crashes	1	2	1
Crash Fatalities	0	0	0
Crash Injuries	0	3	0
<b>Drug Involved Crashes</b>			
Fatal Crashes	0	0	0
Injury Crashes	0	0	0
Property Damage Crashes	1	0	1
Crash Fatalities	0	0	0
Crash Injuries	0	0	0
<b>POLICE REPORTS</b> <sup>3</sup>			
DUI Arrests, DWI Tracking System	3	12	12
Liquor Law Arrests	0	0	2
Drug Arrests	0	8	9
Violent Offenses	4	6	1
Domestic Violence Reports	3	6	13
Property Offenses	13	6	12
<b>SCHOOL REPORTS</b>			
Enrollment Grades K-12	279	292	301
School Discipline Involving Alcohol	0	0	0
School Discipline Involving Drugs	0	0	3
School Discipline Involving Tobacco	0	0	0
Enrollment Grades 9-12	89	107	108
Dropouts	0	0	0
<b>JUVENILE COURT REFERRALS</b>			
Violent Offenses	0	1	3
Alcohol Offenses	0	3	5
Drug Offenses	0	0	0
<b>Juvenile Status Offenses</b>			
School Truancy	0	3	1
Absent from Home	0	1	0
Beyond Parental Control	2	11	4
Injurious Behavior	0	4	3
Child Abuse	0	0	1
Child Neglect	9	19	4
Child Custody Issues	0	0	0
<b>JUVENILE COURT PLACEMENTS</b>			
Total Out-of-Home Placements	5	3	1
<b>Conditions Present at Removal</b> <sup>4</sup>			
Parental Alcohol Use	0	0	0
Parental Drug Use	4	1	0
Parental Alcohol and Drug Use	0	0	0
<b>CRIMINAL JUSTICE</b>			
Drug Treatment Court Participants	0	0	1
Probation/Parole Admissions--Drug	2	4	3
Probation/Parole Admissions--DWI	0	1	2
Prison Admissions--Drug	1	0	0
Prison Admissions--DWI	0	0	2
<b>EMPLOYMENT</b>			
Labor Force	1,180	1,169	1,193
Employed	1,131	1,138	1,159
Unemployed	49	31	34
Unemployment Rate	4.2%	2.7%	2.8%

# WRIGHT COUNTY



<b>PLANNING AREA</b>	Southeast
<b>SERVICE AREAS</b>	
Substance Use	18
Mental Health	18
<b>POPULATION</b>	
Census 2010	18,815
April 2020 Estimate	18,325

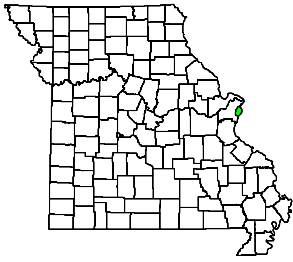
<b>BIRTHS AND DEATHS</b>	<b>2020</b>	<b>2019</b>	<b>2018</b>
Resident Births	222	256	230
Resident Deaths	232	246	272
COVID-19	27		
Suicide	0	4	5
Homicide	1	0	0
Alcohol Induced Deaths	1	4	4
Drug Induced Deaths	2	4	3
Smoking Attributable Deaths	33	46	54
<b>DISEASE INCIDENCE</b> <sup>1</sup>	<b>2020</b>	<b>2019</b>	<b>2018</b>
HIV Newly Diagnosed Cases	0	0	0
Hepatitis B Chronic, Acute, and Prenatal	2	1	0
Hepatitis C Chronic and Acute	7	9	15
Tuberculosis Infection Cases	0	1	0
<b>HOSPITAL</b> <sup>2</sup>	<b>2019</b>	<b>2018</b>	<b>2017</b>
<b>Alcohol Disorder Principal Diagnosis</b>			
Emergency Room, then Discharged	31	22	37
Emergency Room, then Admitted	10	18	27
Admitted without Emergency Room	12	13	4
<b>Alcohol Related (Secondary Diagnosis)</b>			
Emergency Room, then Discharged	26	27	36
Emergency Room, then Admitted	31	56	53
Admitted without Emergency Room	22	44	30
<b>Drug Disorder Principal Diagnosis</b>			
Emergency Room, then Discharged	29	32	30
Emergency Room, then Admitted	5	9	6
Admitted without Emergency Room	17	12	18
<b>Drug Related (Secondary Diagnosis)</b>			
Emergency Room, then Discharged	39	43	63
Emergency Room, then Admitted	62	66	81
Admitted without Emergency Room	68	75	74
<b>Mental Disorder Principal Diagnosis</b>			
Emergency Room, then Discharged	98	103	83
Emergency Room, then Admitted	48	52	29
Admitted without Emergency Room	72	131	81
<b>Mental Related (Secondary Diagnosis)</b>			
Emergency Room, then Discharged	160	367	277
Emergency Room, then Admitted	293	558	427
Admitted without Emergency Room	209	290	317

<b>ALCOHOL SALES OUTLETS</b>	<b>2021</b>	<b>2020</b>	<b>2019</b>
Alcohol On-premise Drink Licenses	11	11	9
Alcohol Package Carry-out Licenses	14	15	15
<b>IMPAIRED DRIVING</b>	<b>2020</b>	<b>2019</b>	<b>2018</b>
<b>Alcohol Involved Crashes</b>	19	4	20
Fatal Crashes	1	0	1
Injury Crashes	4	3	11
Property Damage Crashes	14	1	8
Crash Fatalities	1	0	1
Crash Injuries	4	4	13
<b>Drug Involved Crashes</b>	6	1	5
Fatal Crashes	1	0	0
Injury Crashes	0	1	2
Property Damage Crashes	5	0	3
Crash Fatalities	1	0	0
Crash Injuries	0	3	4
<b>POLICE REPORTS</b> <sup>3</sup>	<b>2020</b>	<b>2019</b>	<b>2018</b>
DUI Arrests, DWI Tracking System	70	49	82
Liquor Law Arrests	0	4	11
Drug Arrests	312	258	400
Violent Offenses	43	41	44
Domestic Violence Reports	19	7	2
Property Offenses	156	214	274
<b>SCHOOL REPORTS</b>	<b>2020-21</b>	<b>2019-20</b>	<b>2018-19</b>
Enrollment Grades K-12	3,103	3,140	3,084
School Discipline Involving Alcohol	0	2	0
School Discipline Involving Drugs	0	6	3
School Discipline Involving Tobacco	0	1	2
Enrollment Grades 9-12	1,046	1,011	984
Dropouts	0	0	5
<b>JUVENILE COURT REFERRALS</b>	<b>2020</b>	<b>2019</b>	<b>2018</b>
Violent Offenses	5	8	11
Alcohol Offenses	1	2	3
Drug Offenses	4	3	9
<b>Juvenile Status Offenses</b>			
School Truancy	3	8	0
Absent from Home	1	0	2
Beyond Parental Control	0	3	20
Injurious Behavior	2	1	2
Child Abuse	0	0	0
Child Neglect	36	76	65
Child Custody Issues	0	0	0
<b>JUVENILE COURT PLACEMENTS</b>	<b>2020</b>	<b>2019</b>	<b>2018</b>
Total Out-of-Home Placements	48	75	55
<b>Conditions Present at Removal</b> <sup>4</sup>			
Parental Alcohol Use	1	0	0
Parental Drug Use	14	29	29
Parental Alcohol and Drug Use	2	4	0
<b>CRIMINAL JUSTICE</b>	<b>FY 2021</b>	<b>FY 2020</b>	<b>FY 2019</b>
Drug Treatment Court Participants	54	62	78
Probation/Parole Admissions--Drug	88	117	134
Probation/Parole Admissions--DWI	8	5	2
Prison Admissions--Drug	37	43	56
Prison Admissions--DWI	0	0	1
<b>EMPLOYMENT</b>	<b>2020</b>	<b>2019</b>	<b>2018</b>
Labor Force	7,369	7,495	7,388
Employed	6,851	7,101	6,979
Unemployed	518	394	409
Unemployment Rate	7.0%	5.3%	5.5%

1	Multi-county Kansas City hepatitis and TB case reports are included in Jackson County totals and all Joplin case reports are included in Jasper County totals.
2	Hospital counts for alcohol, drug, and mental disorders are based on diagnosis codes determined by the national Healthcare Cost and Utilization Program. Individuals are counted only once in each applicable diagnosis group regardless of number of times receiving hospital services in the calendar year.
3	In 2019 the National Incident Based Reporting System replaced the Uniform Crime Reporting system for Missouri crime and arrest reports. 2019 crime data might not be fully comparable to crime data in prior years.
4	DSS Children's Division reports do not capture reasons for removal but document conditions present. There are often multiple conditions and factors considered when a child is placed out of the home. Only the substance use conditions are included in this profile.



# SAINT LOUIS CITY



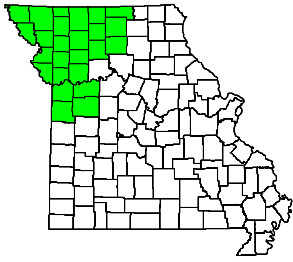
**PLANNING AREA** Eastern  
**SERVICE AREAS**  
 Substance Use SL  
 Mental Health 24, 25  
**POPULATION**  
 Census 2010 319,294  
 April 2020 Estimate 297,645

	2020	2019	2018
<b>BIRTHS AND DEATHS</b>			
Resident Births	3,792	3,952	4,137
Resident Deaths	3,666	3,022	3,035
COVID-19	330		
Suicide	37	47	44
Homicide	193	129	134
Alcohol Induced Deaths	71	58	47
Drug Induced Deaths	303	252	225
Smoking Attributable Deaths	384	381	383
<b>DISEASE INCIDENCE</b> <sup>1</sup>	<b>2020</b>	<b>2019</b>	<b>2018</b>
HIV Newly Diagnosed Cases	67	79	90
Hepatitis B Chronic, Acute, and Prenatal	44	77	90
Hepatitis C Chronic and Acute	308	500	567
Tuberculosis Infection Cases	213	283	130
<b>HOSPITAL</b> <sup>2</sup>	<b>2019</b>	<b>2018</b>	<b>2017</b>
<b>Alcohol Disorder Principal Diagnosis</b>			
Emergency Room, then Discharged	1,160	1,459	1,793
Emergency Room, then Admitted	293	460	524
Admitted without Emergency Room	183	204	226
<b>Alcohol Related (Secondary Diagnosis)</b>			
Emergency Room, then Discharged	1,300	1,521	1,615
Emergency Room, then Admitted	1,607	2,436	2,920
Admitted without Emergency Room	644	830	850
<b>Drug Disorder Principal Diagnosis</b>			
Emergency Room, then Discharged	1,284	1,668	1,623
Emergency Room, then Admitted	380	458	479
Admitted without Emergency Room	348	461	501
<b>Drug Related (Secondary Diagnosis)</b>			
Emergency Room, then Discharged	3,472	3,746	3,978
Emergency Room, then Admitted	2,596	4,159	4,800
Admitted without Emergency Room	1,552	2,141	1,950
<b>Mental Disorder Principal Diagnosis</b>			
Emergency Room, then Discharged	2,685	4,315	2,613
Emergency Room, then Admitted	1,756	3,279	2,426
Admitted without Emergency Room	1,068	2,190	1,273
<b>Mental Related (Secondary Diagnosis)</b>			
Emergency Room, then Discharged	6,677	11,814	9,840
Emergency Room, then Admitted	4,427	8,955	9,120
Admitted without Emergency Room	2,432	3,756	3,865

<b>ALCOHOL SALES OUTLETS</b>	<b>2021</b>	<b>2020</b>	<b>2019</b>
Alcohol On-premise Drink Licenses	763	738	802
Alcohol Package Carry-out Licenses	155	154	155
<b>IMPAIRED DRIVING</b>	<b>2020</b>	<b>2019</b>	<b>2018</b>
<b>Alcohol Involved Crashes</b>	64	82	74
Fatal Crashes	2	2	0
Injury Crashes	31	40	28
Property Damage Crashes	31	40	46
Crash Fatalities	2	2	0
Crash Injuries	44	74	46
<b>Drug Involved Crashes</b>	21	15	28
Fatal Crashes	0	0	1
Injury Crashes	16	8	11
Property Damage Crashes	5	7	16
Crash Fatalities	0	0	1
Crash Injuries	28	13	13
<b>POLICE REPORTS</b> <sup>3</sup>	<b>2020</b>	<b>2019</b>	<b>2018</b>
DUI Arrests, DWI Tracking System	195	170	178
Liquor Law Arrests	0	358	414
Drug Arrests	828	1,807	1,922
Violent Offenses	6,018	5,796	5,525
Domestic Violence Reports	718	2,117	2,228
Property Offenses	17,619	18,752	18,367
<b>SCHOOL REPORTS</b>	<b>2020-21</b>	<b>2019-20</b>	<b>2018-19</b>
Enrollment Grades K-12	30,392	32,382	31,200
School Discipline Involving Alcohol	0	1	1
School Discipline Involving Drugs	0	63	76
School Discipline Involving Tobacco	0	0	0
Enrollment Grades 9-12	8,163	7,474	7,686
Dropouts	405	425	502
<b>JUVENILE COURT REFERRALS</b>	<b>2020</b>	<b>2019</b>	<b>2018</b>
Violent Offenses	137	231	253
Alcohol Offenses	1	2	1
Drug Offenses	33	52	36
<b>Juvenile Status Offenses</b>			
School Truancy	121	156	209
Absent from Home	32	23	51
Beyond Parental Control	5	6	9
Injurious Behavior	10	13	5
Child Abuse	29	40	49
Child Neglect	478	568	521
Child Custody Issues	67	77	101
<b>JUVENILE COURT PLACEMENTS</b>	<b>2020</b>	<b>2019</b>	<b>2018</b>
Total Out-of-Home Placements	241	300	279
<b>Conditions Present at Removal</b> <sup>4</sup>			
Parental Alcohol Use	9	5	6
Parental Drug Use	91	111	83
Parental Alcohol and Drug Use	3	5	1
<b>CRIMINAL JUSTICE</b>	<b>FY 2021</b>	<b>FY 2020</b>	<b>FY 2019</b>
Drug Treatment Court Participants	279	467	576
Probation/Parole Admissions--Drug	277	484	859
Probation/Parole Admissions--DWI	0	1	2
Prison Admissions--Drug	109	158	253
Prison Admissions--DWI	0	0	1
<b>EMPLOYMENT</b>	<b>2020</b>	<b>2019</b>	<b>2018</b>
Labor Force	152,292	153,066	153,678
Employed	139,334	147,111	147,800
Unemployed	12,958	5,955	5,878
Unemployment Rate	8.5%	3.9%	3.8%

1	Multi-county Kansas City hepatitis and TB case reports are included in Jackson County totals and all Joplin case reports are included in Jasper County totals.
2	Hospital counts for alcohol, drug, and mental disorders are based on diagnosis codes determined by the national Healthcare Cost and Utilization Program. Individuals are counted only once in each applicable diagnosis group regardless of number of times receiving hospital services in the calendar year.
3	In 2019 the National Incident Based Reporting System replaced the Uniform Crime Reporting system for Missouri crime and arrest reports. 2019 crime data might not be fully comparable to crime data in prior years.
4	DSS Children's Division reports do not capture reasons for removal but document conditions present. There are often multiple conditions and factors considered when a child is placed out of the home. Only the substance use conditions are included in this profile.

# NORTHWEST PLANNING REGION



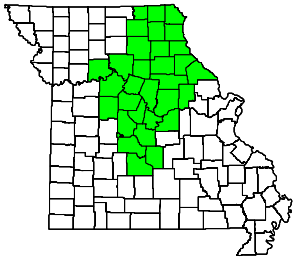
<b>PLANNING AREA</b>	Northwest
<b>SERVICE AREAS</b>	
Substance Use	1, 2-5 (JC), 6, 7, 13
Mental Health	1, 2, 3, 4, 5, 6, 7, 13
<b>POPULATION</b>	
Census 2010	1,457,879
April 2020 Estimate	1,533,759

<b>BIRTHS AND DEATHS</b>	<b>2020</b>	<b>2019</b>	<b>2018</b>
Resident Births	18,250	18,569	18,924
Resident Deaths	16,496	13,992	14,063
COVID-19	1,367		
Suicide	303	322	339
Homicide	223	191	192
Alcohol Induced Deaths	234	179	165
Drug Induced Deaths	325	267	254
Smoking Attributable Deaths	2,208	2,121	2,180
<b>DISEASE INCIDENCE</b> <sup>1</sup>	<b>2020</b>	<b>2019</b>	<b>2018</b>
HIV Newly Diagnosed Cases	120	155	151
Hepatitis B Chronic, Acute, and Prenatal	125	159	151
Hepatitis C Chronic and Acute	1,035	1,114	1,099
Tuberculosis Infection Cases	466	464	464
<b>HOSPITAL</b> <sup>2</sup>	<b>2019</b>	<b>2018</b>	<b>2017</b>
<b>Alcohol Disorder Principal Diagnosis</b>			
Emergency Room, then Discharged	4,348	6,198	6,774
Emergency Room, then Admitted	557	994	1,007
Admitted without Emergency Room	1,206	1,748	1,581
<b>Alcohol Related (Secondary Diagnosis)</b>			
Emergency Room, then Discharged	4,485	5,072	13,388
Emergency Room, then Admitted	2,336	4,136	4,671
Admitted without Emergency Room	5,171	5,872	6,171
<b>Drug Disorder Principal Diagnosis</b>			
Emergency Room, then Discharged	3,725	3,475	3,459
Emergency Room, then Admitted	293	487	451
Admitted without Emergency Room	832	956	958
<b>Drug Related (Secondary Diagnosis)</b>			
Emergency Room, then Discharged	6,686	7,210	9,402
Emergency Room, then Admitted	3,762	5,527	5,660
Admitted without Emergency Room	8,920	9,344	9,009
<b>Mental Disorder Principal Diagnosis</b>			
Emergency Room, then Discharged	10,674	12,660	10,852
Emergency Room, then Admitted	1,383	2,854	2,222
Admitted without Emergency Room	9,347	14,472	8,862
<b>Mental Related (Secondary Diagnosis)</b>			
Emergency Room, then Discharged	29,229	40,890	28,872
Emergency Room, then Admitted	10,466	27,351	23,741
Admitted without Emergency Room	24,158	36,231	36,083

<sup>1</sup>	Multi-county Kansas City hepatitis and TB case reports are included in Jackson County totals and all Joplin case reports are included in Jasper County totals.
<sup>2</sup>	Hospital counts for alcohol, drug, and mental disorders are based on diagnosis codes determined by the national Healthcare Cost and Utilization Program. Individuals are counted only once in each applicable diagnosis group regardless of number of times receiving hospital services in the calendar year.
<sup>3</sup>	In 2019 the National Incident Based Reporting System replaced the Uniform Crime Reporting system for Missouri crime and arrest reports. 2019 crime data might not be fully comparable to crime data in prior years.
<sup>4</sup>	DSS Children's Division reports do not capture reasons for removal but document conditions present. There are often multiple conditions and factors considered when a child is placed out of the home. Only the substance use conditions are included in this profile.

<b>ALCOHOL SALES OUTLETS</b>	<b>2021</b>	<b>2020</b>	<b>2019</b>
Alcohol On-premise Drink Licenses	1,820	1,738	1,775
Alcohol Package Carry-out Licenses	1,223	1,173	1,165
<b>IMPAIRED DRIVING</b>	<b>2020</b>	<b>2019</b>	<b>2018</b>
<b>Alcohol Involved Crashes</b>	1,482	1,332	1,266
Fatal Crashes	40	22	26
Injury Crashes	598	507	485
Property Damage Crashes	844	803	755
Crash Fatalities	44	22	29
Crash Injuries	853	757	713
<b>Drug Involved Crashes</b>	407	330	309
Fatal Crashes	23	9	15
Injury Crashes	195	166	121
Property Damage Crashes	189	155	173
Crash Fatalities	25	8	18
Crash Injuries	302	271	208
<b>POLICE REPORTS</b> <sup>3</sup>	<b>2020</b>	<b>2019</b>	<b>2018</b>
DUI Arrests, DWI Tracking System	4,587	5,299	5,514
Liquor Law Arrests	333	701	912
Drug Arrests	4,238	6,174	8,074
Violent Offenses	11,156	10,254	10,774
Domestic Violence Reports	23,215	14,697	14,349
Property Offenses	44,862	44,206	47,756
<b>SCHOOL REPORTS</b>	<b>2020-21</b>	<b>2019-20</b>	<b>2018-19</b>
Enrollment Grades K-12	228,898	233,404	233,438
School Discipline Involving Alcohol	0	72	81
School Discipline Involving Drugs	186	559	635
School Discipline Involving Tobacco	15	38	117
Enrollment Grades 9-12	70,644	70,915	70,588
Dropouts	1,139	908	1,297
<b>JUVENILE COURT REFERRALS</b>	<b>2020</b>	<b>2019</b>	<b>2018</b>
Violent Offenses	812	1,039	1,070
Alcohol Offenses	27	63	47
Drug Offenses	155	308	291
<b>Juvenile Status Offenses</b>			
School Truancy	405	480	480
Absent from Home	360	438	337
Beyond Parental Control	321	380	376
Injurious Behavior	565	668	588
Child Abuse	496	726	569
Child Neglect	2,198	2,304	2,338
Child Custody Issues	330	461	389
<b>JUVENILE COURT PLACEMENTS</b>	<b>2020</b>	<b>2019</b>	<b>2018</b>
Total Out-of-Home Placements	1,261	1,465	1,492
<b>Conditions Present at Removal</b> <sup>4</sup>			
Parental Alcohol Use	32	32	77
Parental Drug Use	495	586	676
Parental Alcohol and Drug Use	27	35	40
<b>CRIMINAL JUSTICE</b>	<b>FY 2021</b>	<b>FY 2020</b>	<b>FY 2019</b>
Drug Treatment Court Participants	2,324	2,359	2,346
Probation/Parole Admissions--Drug	1,982	2,436	2,956
Probation/Parole Admissions--DWI	252		207
Prison Admissions--Drug	708	799	1,105
Prison Admissions--DWI	81	86	71
<b>EMPLOYMENT</b>	<b>2020</b>	<b>2019</b>	<b>2018</b>
Labor Force	785,511	791,629	788,451
Employed	736,502	765,222	762,223
Unemployed	49,009	26,407	26,228
Unemployment Rate	6.2%	3.3%	3.3%

# CENTRAL PLANNING REGION



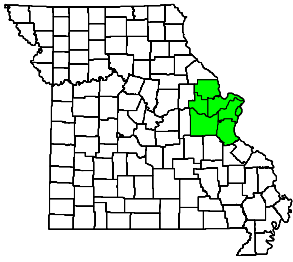
<b>PLANNING AREA</b>	Central
<b>SERVICE AREAS</b>	
Substance Use	11, 12, 14, 15
Mental Health	11, 12, 14, 15
<b>POPULATION</b>	
Census 2010	807,835
April 2020 Estimate	824,961

<b>BIRTHS AND DEATHS</b>	2020	2019	2018
Resident Births	9,164	9,557	9,838
Resident Deaths	9,672	8,148	8,286
COVID-19	932		
Suicide	152	133	163
Homicide	36	39	45
Alcohol Induced Deaths	79	65	75
Drug Induced Deaths	165	145	139
Smoking Attributable Deaths	1,447	1,337	1,388
<b>DISEASE INCIDENCE</b> <sup>1</sup>	2020	2019	2018
HIV Newly Diagnosed Cases	90	34	33
Hepatitis B Chronic, Acute, and Prenatal	50	54	69
Hepatitis C Chronic and Acute	1,305	613	492
Tuberculosis Infection Cases	205	163	163
<b>HOSPITAL</b> <sup>2</sup>	2019	2018	2017
<b>Alcohol Disorder Principal Diagnosis</b>			
Emergency Room, then Discharged	1,402	1,769	1,973
Emergency Room, then Admitted	333	621	643
Admitted without Emergency Room	243	368	306
<b>Alcohol Related (Secondary Diagnosis)</b>			
Emergency Room, then Discharged	1,930	1,817	1,960
Emergency Room, then Admitted	1,433	2,063	2,367
Admitted without Emergency Room	1,241	1,530	1,568
<b>Drug Disorder Principal Diagnosis</b>			
Emergency Room, then Discharged	1,263	1,241	1,185
Emergency Room, then Admitted	272	407	369
Admitted without Emergency Room	190	293	282
<b>Drug Related (Secondary Diagnosis)</b>			
Emergency Room, then Discharged	2,492	2,572	3,144
Emergency Room, then Admitted	2,055	2,748	2,937
Admitted without Emergency Room	2,052	2,067	2,108
<b>Mental Disorder Principal Diagnosis</b>			
Emergency Room, then Discharged	5,936	7,300	5,933
Emergency Room, then Admitted	2,261	3,522	2,579
Admitted without Emergency Room	2,461	3,699	2,109
<b>Mental Related (Secondary Diagnosis)</b>			
Emergency Room, then Discharged	17,993	30,960	22,483
Emergency Room, then Admitted	6,996	14,506	13,152
Admitted without Emergency Room	8,789	16,159	12,734

1	Multi-county Kansas City hepatitis and TB case reports are included in Jackson County totals and all Joplin case reports are included in Jasper County totals.
2	Hospital counts for alcohol, drug, and mental disorders are based on diagnosis codes determined by the national Healthcare Cost and Utilization Program. Individuals are counted only once in each applicable diagnosis group regardless of number of times receiving hospital services in the calendar year.
3	In 2019 the National Incident Based Reporting System replaced the Uniform Crime Reporting system for Missouri crime and arrest reports. 2019 crime data might not be fully comparable to crime data in prior years.
4	DSS Children's Division reports do not capture reasons for removal but document conditions present. There are often multiple conditions and factors considered when a child is placed out of the home. Only the substance use conditions are included in this profile.

<b>ALCOHOL SALES OUTLETS</b>	2021	2020	2019
Alcohol On-premise Drink Licenses	1,187	1,132	1,179
Alcohol Package Carry-out Licenses	856	857	865
<b>IMPAIRED DRIVING</b>	2020	2019	2018
<b>Alcohol Involved Crashes</b>	729	740	712
Fatal Crashes	27	19	27
Injury Crashes	294	268	256
Property Damage Crashes	408	453	429
Crash Fatalities	28	24	28
Crash Injuries	391	357	336
<b>Drug Involved Crashes</b>	204	144	176
Fatal Crashes	16	8	10
Injury Crashes	86	62	69
Property Damage Crashes	102	74	97
Crash Fatalities	17	10	11
Crash Injuries	124	82	102
<b>POLICE REPORTS</b> <sup>3</sup>	2020	2019	2018
DUI Arrests, DWI Tracking System	2,779	3,113	3,644
Liquor Law Arrests	297	745	630
Drug Arrests	3,657	5,564	6,707
Violent Offenses	2,240	2,318	2,339
Domestic Violence Reports	7,247	7,178	6,993
Property Offenses	14,907	16,649	16,415
<b>SCHOOL REPORTS</b>	2020-21	2019-20	2018-19
Enrollment Grades K-12	116,620	113,140	113,439
School Discipline Involving Alcohol	7	38	71
School Discipline Involving Drugs	122	171	220
School Discipline Involving Tobacco	0	11	18
Enrollment Grades 9-12	34,905	34,677	34,441
Dropouts	571	320	521
<b>JUVENILE COURT REFERRALS</b>	2020	2019	2018
Violent Offenses	574	723	690
Alcohol Offenses	49	56	66
Drug Offenses	138	208	246
<b>Juvenile Status Offenses</b>			
School Truancy	420	693	693
Absent from Home	153	177	221
Beyond Parental Control	458	517	472
Injurious Behavior	1,093	1,438	1,364
Child Abuse	488	599	655
Child Neglect	1,355	1,588	1,510
Child Custody Issues	354	235	283
<b>JUVENILE COURT PLACEMENTS</b>	2020	2019	2018
Total Out-of-Home Placements	935	1,125	1,092
<b>Conditions Present at Removal</b> <sup>4</sup>			
Parental Alcohol Use	26	27	71
Parental Drug Use	425	439	484
Parental Alcohol and Drug Use	33	17	27
<b>CRIMINAL JUSTICE</b>	FY 2021	FY 2020	FY 2019
Drug Treatment Court Participants	911	938	875
Probation/Parole Admissions--Drug	2,117	2,486	3,175
Probation/Parole Admissions--DWI	149		108
Prison Admissions--Drug	877	1,007	1,246
Prison Admissions--DWI	47	47	42
<b>EMPLOYMENT</b>	2020	2019	2018
Labor Force	386,170	390,684	387,358
Employed	366,341	377,818	375,597
Unemployed	19,829	12,866	11,761
Unemployment Rate	5.1%	3.3%	3.0%

# EASTERN PLANNING REGION



<b>PLANNING AREA</b>	Eastern
<b>SERVICE AREAS</b>	
Substance Use	16, 22, 23-25 (SL)
Mental Health	16, 22, 23, 24, 25
<b>POPULATION</b>	
Census 2010	2,084,037
April 2020 Estimate	2,125,594

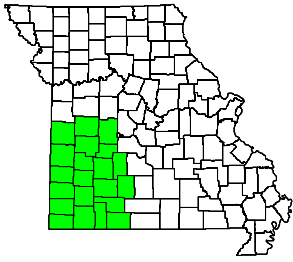
<b>BIRTHS AND DEATHS</b>	2020	2019	2018
Resident Births	23,045	24,612	24,772
Resident Deaths	24,643	20,600	21,138
COVID-19	2,493		
Suicide	354	336	353
Homicide	408	322	327
Alcohol Induced Deaths	266	193	180
Drug Induced Deaths	1,032	874	910
Smoking Attributable Deaths	2,951	2,926	3,023
<b>DISEASE INCIDENCE</b> <sup>1</sup>	2020	2019	2018
HIV Newly Diagnosed Cases	173	234	209
Hepatitis B Chronic, Acute, and Prenatal	191	235	244
Hepatitis C Chronic and Acute	973	1,349	1,513
Tuberculosis Infection Cases	762	723	723
<b>HOSPITAL</b> <sup>2</sup>	2019	2018	2017
<b>Alcohol Disorder Principal Diagnosis</b>			
Emergency Room, then Discharged	4,327	5,231	5,479
Emergency Room, then Admitted	1,250	1,967	2,006
Admitted without Emergency Room	1,081	1,240	1,173
<b>Alcohol Related (Secondary Diagnosis)</b>			
Emergency Room, then Discharged	4,904	5,415	5,480
Emergency Room, then Admitted	7,372	10,447	11,523
Admitted without Emergency Room	3,508	3,833	3,673
<b>Drug Disorder Principal Diagnosis</b>			
Emergency Room, then Discharged	4,635	5,633	5,700
Emergency Room, then Admitted	1,056	1,237	1,329
Admitted without Emergency Room	1,199	1,602	1,749
<b>Drug Related (Secondary Diagnosis)</b>			
Emergency Room, then Discharged	11,140	10,389	11,239
Emergency Room, then Admitted	9,745	14,633	16,039
Admitted without Emergency Room	6,274	7,370	7,505
<b>Mental Disorder Principal Diagnosis</b>			
Emergency Room, then Discharged	15,158	19,489	13,815
Emergency Room, then Admitted	9,737	16,721	11,822
Admitted without Emergency Room	5,694	9,638	5,838
<b>Mental Related (Secondary Diagnosis)</b>			
Emergency Room, then Discharged	35,827	72,576	61,982
Emergency Room, then Admitted	30,334	60,446	55,284
Admitted without Emergency Room	18,906	28,478	25,860

<b>ALCOHOL SALES OUTLETS</b>	2021	2020	2019
Alcohol On-premise Drink Licenses	2,953	2,860	2,977
Alcohol Package Carry-out Licenses	1,392	1,363	1,359
<b>IMPAIRED DRIVING</b>	2020	2019	2018
<b>Alcohol Involved Crashes</b>	1,342	1,459	1,468
Fatal Crashes	34	39	24
Injury Crashes	488	482	499
Property Damage Crashes	820	938	945
Crash Fatalities	34	40	28
Crash Injuries	668	740	702
<b>Drug Involved Crashes</b>	461	399	415
Fatal Crashes	34	35	24
Injury Crashes	206	158	165
Property Damage Crashes	221	206	226
Crash Fatalities	42	37	33
Crash Injuries	308	270	257
<b>POLICE REPORTS</b> <sup>3</sup>	2020	2019	2018
DUI Arrests, DWI Tracking System	4,515	5,538	6,072
Liquor Law Arrests	225	761	962
Drug Arrests	7,400	10,843	12,766
Violent Offenses	12,225	11,128	10,677
Domestic Violence Reports	12,166	11,821	10,443
Property Offenses	51,742	53,771	53,161
<b>SCHOOL REPORTS</b>	2020-21	2019-20	2018-19
Enrollment Grades K-12	281,241	289,357	288,866
School Discipline Involving Alcohol	13	86	127
School Discipline Involving Drugs	243	563	721
School Discipline Involving Tobacco	0	17	38
Enrollment Grades 9-12	89,207	88,329	88,335
Dropouts	1,485	1,298	1,800
<b>JUVENILE COURT REFERRALS</b>	2020	2019	2018
Violent Offenses	1,179	1,816	1,794
Alcohol Offenses	77	110	123
Drug Offenses	294	525	507
<b>Juvenile Status Offenses</b>			
School Truancy	692	1,094	1,094
Absent from Home	1,090	1,322	1,402
Beyond Parental Control	115	245	250
Injurious Behavior	264	457	419
Child Abuse	464	483	533
Child Neglect	1,772	2,019	2,031
Child Custody Issues	358	384	464
<b>JUVENILE COURT PLACEMENTS</b>	2020	2019	2018
Total Out-of-Home Placements	1,290	1,369	1,412
<b>Conditions Present at Removal</b> <sup>4</sup>			
Parental Alcohol Use	36	45	65
Parental Drug Use	572	572	637
Parental Alcohol and Drug Use	35	29	21
<b>CRIMINAL JUSTICE</b>	FY 2021	FY 2020	FY 2019
Drug Treatment Court Participants	1,183	1,393	1,475
Probation/Parole Admissions--Drug	1,899	2,542	3,743
Probation/Parole Admissions--DWI	271		270
Prison Admissions--Drug	579	718	1,152
Prison Admissions--DWI	56	59	87
<b>EMPLOYMENT</b>	2020	2019	2018
Labor Force	1,117,899	1,131,058	1,114,164
Employed	1,047,148	1,096,090	1,080,227
Unemployed	70,751	34,968	33,937
Unemployment Rate	6.3%	3.1%	3.0%

1	Multi-county Kansas City hepatitis and TB case reports are included in Jackson County totals and all Joplin case reports are included in Jasper County totals.
2	Hospital counts for alcohol, drug, and mental disorders are based on diagnosis codes determined by the national Healthcare Cost and Utilization Program. Individuals are counted only once in each applicable diagnosis group regardless of number of times receiving hospital services in the calendar year.
3	In 2019 the National Incident Based Reporting System replaced the Uniform Crime Reporting system for Missouri crime and arrest reports. 2019 crime data might not be fully comparable to crime data in prior years.
4	DSS Children's Division reports do not capture reasons for removal but document conditions present. There are often multiple conditions and factors considered when a child is placed out of the home. Only the substance use conditions are included in this profile.



# SOUTHWEST PLANNING REGION



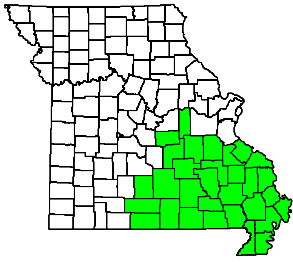
**PLANNING AREA** Southwest  
**SERVICE AREAS**  
 Substance Use 8, 9, 10  
 Mental Health 8A, 8B, 9, 10  
**POPULATION**  
 Census 2010 926,656  
 April 2020 Estimate 971,871

	2020	2019	2018
<b>BIRTHS AND DEATHS</b>			
Resident Births	11,072	11,544	11,595
Resident Deaths	12,272	10,641	10,610
COVID-19	1,280		
Suicide	185	199	210
Homicide	63	27	47
Alcohol Induced Deaths	140	115	118
Drug Induced Deaths	219	194	190
Smoking Attributable Deaths	1,830	1,770	1,787
<b>DISEASE INCIDENCE</b> <sup>1</sup>	<b>2020</b>	<b>2019</b>	<b>2018</b>
HIV Newly Diagnosed Cases	26	36	38
Hepatitis B Chronic, Acute, and Prenatal	70	86	71
Hepatitis C Chronic and Acute	748	898	927
Tuberculosis Infection Cases	187	162	162
<b>HOSPITAL</b> <sup>2</sup>	<b>2019</b>	<b>2018</b>	<b>2017</b>
<b>Alcohol Disorder Principal Diagnosis</b>			
Emergency Room, then Discharged	2,449	3,307	3,064
Emergency Room, then Admitted	995	1,944	1,794
Admitted without Emergency Room	357	326	337
<b>Alcohol Related (Secondary Diagnosis)</b>			
Emergency Room, then Discharged	1,910	1,832	2,325
Emergency Room, then Admitted	2,693	3,605	4,663
Admitted without Emergency Room	1,509	1,567	1,705
<b>Drug Disorder Principal Diagnosis</b>			
Emergency Room, then Discharged	2,714	3,017	3,214
Emergency Room, then Admitted	611	827	807
Admitted without Emergency Room	403	373	390
<b>Drug Related (Secondary Diagnosis)</b>			
Emergency Room, then Discharged	3,205	3,244	4,041
Emergency Room, then Admitted	4,366	5,594	5,824
Admitted without Emergency Room	2,809	2,880	3,035
<b>Mental Disorder Principal Diagnosis</b>			
Emergency Room, then Discharged	7,128	7,870	6,522
Emergency Room, then Admitted	3,941	6,194	4,279
Admitted without Emergency Room	3,076	5,286	2,913
<b>Mental Related (Secondary Diagnosis)</b>			
Emergency Room, then Discharged	15,541	18,958	19,635
Emergency Room, then Admitted	12,659	25,556	23,762
Admitted without Emergency Room	10,166	15,360	14,504

<b>ALCOHOL SALES OUTLETS</b>	<b>2021</b>	<b>2020</b>	<b>2019</b>
Alcohol On-premise Drink Licenses	1,063	1,023	1,021
Alcohol Package Carry-out Licenses	969	934	928
<b>IMPAIRED DRIVING</b>	<b>2020</b>	<b>2019</b>	<b>2018</b>
<b>Alcohol Involved Crashes</b>	929	899	820
Fatal Crashes	31	23	23
Injury Crashes	379	329	330
Property Damage Crashes	519	547	467
Crash Fatalities	35	29	24
Crash Injuries	535	461	451
<b>Drug Involved Crashes</b>	304	224	245
Fatal Crashes	13	10	16
Injury Crashes	121	92	99
Property Damage Crashes	170	122	130
Crash Fatalities	13	11	17
Crash Injuries	184	136	141
<b>POLICE REPORTS</b> <sup>3</sup>	<b>2020</b>	<b>2019</b>	<b>2018</b>
DUI Arrests, DWI Tracking System	3,455	3,706	4,345
Liquor Law Arrests	207	426	622
Drug Arrests	3,436	4,760	6,308
Violent Offenses	4,741	4,484	4,284
Domestic Violence Reports	10,101	9,387	9,350
Property Offenses	27,307	30,665	29,329
<b>SCHOOL REPORTS</b>	<b>2020-21</b>	<b>2019-20</b>	<b>2018-19</b>
Enrollment Grades K-12	136,394	140,097	139,955
School Discipline Involving Alcohol	26	81	133
School Discipline Involving Drugs	186	316	419
School Discipline Involving Tobacco	0	8	18
Enrollment Grades 9-12	42,951	42,737	42,302
Dropouts	672	413	603
<b>JUVENILE COURT REFERRALS</b>	<b>2020</b>	<b>2019</b>	<b>2018</b>
Violent Offenses	676	1,026	1,097
Alcohol Offenses	81	67	78
Drug Offenses	178	303	349
<b>Juvenile Status Offenses</b>			
School Truancy	226	626	626
Absent from Home	359	363	479
Beyond Parental Control	236	311	326
Injurious Behavior	691	1,072	907
Child Abuse	362	438	279
Child Neglect	1,829	1,838	1,872
Child Custody Issues	364	287	461
<b>JUVENILE COURT PLACEMENTS</b>	<b>2020</b>	<b>2019</b>	<b>2018</b>
Total Out-of-Home Placements	1,484	1,386	1,303
<b>Conditions Present at Removal</b> <sup>4</sup>			
Parental Alcohol Use	85	58	54
Parental Drug Use	661	644	615
Parental Alcohol and Drug Use	56	34	25
<b>CRIMINAL JUSTICE</b>	<b>FY 2021</b>	<b>FY 2020</b>	<b>FY 2019</b>
Drug Treatment Court Participants	1,398	1,689	2,517
Probation/Parole Admissions--Drug	1,664	1,865	2,339
Probation/Parole Admissions--DWI	267		199
Prison Admissions--Drug	591	732	1,023
Prison Admissions--DWI	63	82	83
<b>EMPLOYMENT</b>	<b>2020</b>	<b>2019</b>	<b>2018</b>
Labor Force	457,031	461,920	455,496
Employed	429,688	446,766	441,463
Unemployed	27,343	15,154	14,033
Unemployment Rate	6.0%	3.3%	3.1%

1	Multi-county Kansas City hepatitis and TB case reports are included in Jackson County totals and all Joplin case reports are included in Jasper County totals.
2	Hospital counts for alcohol, drug, and mental disorders are based on diagnosis codes determined by the national Healthcare Cost and Utilization Program. Individuals are counted only once in each applicable diagnosis group regardless of number of times receiving hospital services in the calendar year.
3	In 2019 the National Incident Based Reporting System replaced the Uniform Crime Reporting system for Missouri crime and arrest reports. 2019 crime data might not be fully comparable to crime data in prior years.
4	DSS Children's Division reports do not capture reasons for removal but document conditions present. There are often multiple conditions and factors considered when a child is placed out of the home. Only the substance use conditions are included in this profile.

# SOUTHEAST PLANNING REGION



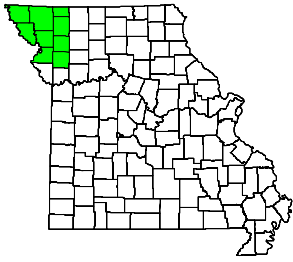
<b>PLANNING AREA</b>	Southeast
<b>SERVICE AREAS</b>	
Substance Use	17, 18, 19, 20, 21
Mental Health	17A, 17B, 18, 19, 20, 21
<b>POPULATION</b>	
Census 2010	712,520
April 2020 Estimate	695,363

<b>BIRTHS AND DEATHS</b>	<b>2020</b>	<b>2019</b>	<b>2018</b>
Resident Births	7,746	7,821	8,152
Resident Deaths	10,799	8,774	9,012
COVID-19	1,061		
Suicide	131	140	165
Homicide	72	44	46
Alcohol Induced Deaths	71	54	59
Drug Induced Deaths	213	167	165
Smoking Attributable Deaths	1,687	1,614	1,700
<b>DISEASE INCIDENCE</b> <sup>1</sup>	<b>2020</b>	<b>2019</b>	<b>2018</b>
HIV Newly Diagnosed Cases	20	21	16
Hepatitis B Chronic, Acute, and Prenatal	29	63	50
Hepatitis C Chronic and Acute	852	838	699
Tuberculosis Infection Cases	149	87	87
<b>HOSPITAL</b> <sup>2</sup>	<b>2019</b>	<b>2018</b>	<b>2017</b>
<b>Alcohol Disorder Principal Diagnosis</b>			
Emergency Room, then Discharged	1,279	1,343	1,294
Emergency Room, then Admitted	223	365	338
Admitted without Emergency Room	300	471	410
<b>Alcohol Related (Secondary Diagnosis)</b>			
Emergency Room, then Discharged	1,620	1,895	1,888
Emergency Room, then Admitted	1,256	1,567	1,777
Admitted without Emergency Room	1,814	2,167	2,244
<b>Drug Disorder Principal Diagnosis</b>			
Emergency Room, then Discharged	1,680	1,647	1,493
Emergency Room, then Admitted	294	394	320
Admitted without Emergency Room	583	600	625
<b>Drug Related (Secondary Diagnosis)</b>			
Emergency Room, then Discharged	4,408	3,719	3,248
Emergency Room, then Admitted	1,985	2,357	2,609
Admitted without Emergency Room	3,033	3,741	4,005
<b>Mental Disorder Principal Diagnosis</b>			
Emergency Room, then Discharged	6,164	7,803	6,192
Emergency Room, then Admitted	1,641	2,556	2,073
Admitted without Emergency Room	3,477	5,853	3,769
<b>Mental Related (Secondary Diagnosis)</b>			
Emergency Room, then Discharged	21,170	40,694	23,549
Emergency Room, then Admitted	6,192	13,284	12,059
Admitted without Emergency Room	10,322	20,355	18,006

<b>ALCOHOL SALES OUTLETS</b>	<b>2021</b>	<b>2020</b>	<b>2019</b>
Alcohol On-premise Drink Licenses	799	774	800
Alcohol Package Carry-out Licenses	828	802	797
<b>IMPAIRED DRIVING</b>	<b>2020</b>	<b>2019</b>	<b>2018</b>
<b>Alcohol Involved Crashes</b>	688	537	604
Fatal Crashes	23	20	22
Injury Crashes	263	215	238
Property Damage Crashes	402	302	344
Crash Fatalities	24	19	25
Crash Injuries	370	301	333
<b>Drug Involved Crashes</b>	171	154	168
Fatal Crashes	12	13	12
Injury Crashes	65	65	73
Property Damage Crashes	94	76	83
Crash Fatalities	13	13	12
Crash Injuries	95	97	106
<b>POLICE REPORTS</b> <sup>3</sup>	<b>2020</b>	<b>2019</b>	<b>2018</b>
DUI Arrests, DWI Tracking System	2,278	2,380	2,455
Liquor Law Arrests	68	205	295
Drug Arrests	3,336	4,002	5,354
Violent Offenses	2,426	2,375	2,274
Domestic Violence Reports	5,100	4,892	4,454
Property Offenses	13,680	15,144	14,944
<b>SCHOOL REPORTS</b>	<b>2020-21</b>	<b>2019-20</b>	<b>2018-19</b>
Enrollment Grades K-12	101,313	103,457	103,865
School Discipline Involving Alcohol	6	63	60
School Discipline Involving Drugs	78	118	157
School Discipline Involving Tobacco	5	25	35
Enrollment Grades 9-12	31,612	31,180	31,177
Dropouts	376	200	304
<b>JUVENILE COURT REFERRALS</b>	<b>2020</b>	<b>2019</b>	<b>2018</b>
Violent Offenses	425	771	805
Alcohol Offenses	50	50	67
Drug Offenses	111	144	177
<b>Juvenile Status Offenses</b>			
School Truancy	465	836	836
Absent from Home	209	256	229
Beyond Parental Control	301	351	533
Injurious Behavior	594	954	877
Child Abuse	283	365	414
Child Neglect	1,750	2,590	2,307
Child Custody Issues	243	248	356
<b>JUVENILE COURT PLACEMENTS</b>	<b>2020</b>	<b>2019</b>	<b>2018</b>
Total Out-of-Home Placements	1,341	1,807	1,664
<b>Conditions Present at Removal</b> <sup>4</sup>			
Parental Alcohol Use	21	46	57
Parental Drug Use	746	925	910
Parental Alcohol and Drug Use	42	59	29
<b>CRIMINAL JUSTICE</b>	<b>FY 2021</b>	<b>FY 2020</b>	<b>FY 2019</b>
Drug Treatment Court Participants	781	826	849
Probation/Parole Admissions--Drug	2,422	3,002	3,725
Probation/Parole Admissions--DWI	155		119
Prison Admissions--Drug	1,011	1,140	1,499
Prison Admissions--DWI	49	70	55
<b>EMPLOYMENT</b>	<b>2020</b>	<b>2019</b>	<b>2018</b>
Labor Force	306,099	307,917	306,892
Employed	287,488	295,768	295,164
Unemployed	18,611	12,149	11,728
Unemployment Rate	6.1%	3.9%	3.8%

1	Multi-county Kansas City hepatitis and TB case reports are included in Jackson County totals and all Joplin case reports are included in Jasper County totals.
2	Hospital counts for alcohol, drug, and mental disorders are based on diagnosis codes determined by the national Healthcare Cost and Utilization Program. Individuals are counted only once in each applicable diagnosis group regardless of number of times receiving hospital services in the calendar year.
3	In 2019 the National Incident Based Reporting System replaced the Uniform Crime Reporting system for Missouri crime and arrest reports. 2019 crime data might not be fully comparable to crime data in prior years.
4	DSS Children's Division reports do not capture reasons for removal but document conditions present. There are often multiple conditions and factors considered when a child is placed out of the home. Only the substance use conditions are included in this profile.

# SUBSTANCE USE SERVICE AREA 1



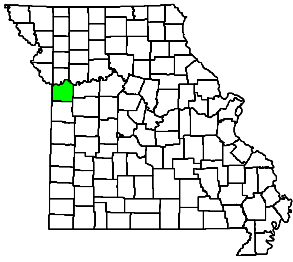
<b>PLANNING AREA</b>	Northwest
<b>SERVICE AREAS</b>	
Substance Use	1
Mental Health	Not Applicable
<b>POPULATION</b>	
Census 2010	183,003
April 2020 Estimate	175,121

<b>BIRTHS AND DEATHS</b>	<b>2020</b>	<b>2019</b>	<b>2018</b>
Resident Births	1,991	1,994	2,042
Resident Deaths	2,325	1,868	1,996
COVID-19	252		
Suicide	41	24	44
Homicide	11	6	8
Alcohol Induced Deaths	16	20	15
Drug Induced Deaths	38	20	22
Smoking Attributable Deaths	327	321	333
<b>DISEASE INCIDENCE</b> <sup>1</sup>	<b>2020</b>	<b>2019</b>	<b>2018</b>
HIV Newly Diagnosed Cases	4	9	6
Hepatitis B Chronic, Acute, and Prenatal	7	10	20
Hepatitis C Chronic and Acute	412	238	182
Tuberculosis Infection Cases	26	32	32
<b>HOSPITAL</b> <sup>2</sup>	<b>2019</b>	<b>2018</b>	<b>2017</b>
<b>Alcohol Disorder Principal Diagnosis</b>			
Emergency Room, then Discharged	300	399	409
Emergency Room, then Admitted	96	130	114
Admitted without Emergency Room	29	38	28
<b>Alcohol Related (Secondary Diagnosis)</b>			
Emergency Room, then Discharged	464	529	580
Emergency Room, then Admitted	537	874	950
Admitted without Emergency Room	219	287	168
<b>Drug Disorder Principal Diagnosis</b>			
Emergency Room, then Discharged	260	242	280
Emergency Room, then Admitted	124	205	120
Admitted without Emergency Room	29	28	30
<b>Drug Related (Secondary Diagnosis)</b>			
Emergency Room, then Discharged	1,281	1,537	1,401
Emergency Room, then Admitted	833	1,372	1,513
Admitted without Emergency Room	417	373	345
<b>Mental Disorder Principal Diagnosis</b>			
Emergency Room, then Discharged	1,155	1,376	1,228
Emergency Room, then Admitted	898	1,600	1,249
Admitted without Emergency Room	539	929	424
<b>Mental Related (Secondary Diagnosis)</b>			
Emergency Room, then Discharged	6,357	10,535	7,132
Emergency Room, then Admitted	2,263	5,263	5,065
Admitted without Emergency Room	1,557	2,655	2,226

1	Multi-county Kansas City hepatitis and TB case reports are included in Jackson County totals and all Joplin case reports are included in Jasper County totals.
2	Hospital counts for alcohol, drug, and mental disorders are based on diagnosis codes determined by the national Healthcare Cost and Utilization Program. Individuals are counted only once in each applicable diagnosis group regardless of number of times receiving hospital services in the calendar year.
3	In 2019 the National Incident Based Reporting System replaced the Uniform Crime Reporting system for Missouri crime and arrest reports. 2019 crime data might not be fully comparable to crime data in prior years.
4	DSS Children's Division reports do not capture reasons for removal but document conditions present. There are often multiple conditions and factors considered when a child is placed out of the home. Only the substance use conditions are included in this profile.

<b>ALCOHOL SALES OUTLETS</b>	<b>2021</b>	<b>2020</b>	<b>2019</b>
Alcohol On-premise Drink Licenses	212	202	203
Alcohol Package Carry-out Licenses	200	188	186
<b>IMPAIRED DRIVING</b>	<b>2020</b>	<b>2019</b>	<b>2018</b>
<b>Alcohol Involved Crashes</b>	179	158	162
Fatal Crashes	4	5	4
Injury Crashes	81	54	69
Property Damage Crashes	94	99	89
Crash Fatalities	5	5	4
Crash Injuries	121	78	93
<b>Drug Involved Crashes</b>	54	48	42
Fatal Crashes	1	1	3
Injury Crashes	31	27	20
Property Damage Crashes	22	20	19
Crash Fatalities	1	1	3
Crash Injuries	41	45	38
<b>POLICE REPORTS</b> <sup>3</sup>	<b>2020</b>	<b>2019</b>	<b>2018</b>
DUI Arrests, DWI Tracking System	743	665	603
Liquor Law Arrests	113	217	282
Drug Arrests	540	717	924
Violent Offenses	561	578	643
Domestic Violence Reports	2,866	1,676	1,861
Property Offenses	4,875	5,371	5,010
<b>SCHOOL REPORTS</b>	<b>2020-21</b>	<b>2019-20</b>	<b>2018-19</b>
Enrollment Grades K-12	24,271	24,775	25,050
School Discipline Involving Alcohol	0	8	17
School Discipline Involving Drugs	34	51	64
School Discipline Involving Tobacco	0	1	1
Enrollment Grades 9-12	7,513	8,952	9,015
Dropouts	266	96	172
<b>JUVENILE COURT REFERRALS</b>	<b>2020</b>	<b>2019</b>	<b>2018</b>
Violent Offenses	113	140	134
Alcohol Offenses	5	20	7
Drug Offenses	11	41	52
<b>Juvenile Status Offenses</b>			
School Truancy	194	103	103
Absent from Home	179	232	147
Beyond Parental Control	168	236	204
Injurious Behavior	94	162	168
Child Abuse	111	126	92
Child Neglect	381	349	357
Child Custody Issues	0	0	0
<b>JUVENILE COURT PLACEMENTS</b>	<b>2020</b>	<b>2019</b>	<b>2018</b>
Total Out-of-Home Placements	164	181	164
<b>Conditions Present at Removal</b> <sup>4</sup>			
Parental Alcohol Use	4	0	10
Parental Drug Use	68	92	81
Parental Alcohol and Drug Use	3	2	7
<b>CRIMINAL JUSTICE</b>	<b>FY 2021</b>	<b>FY 2020</b>	<b>FY 2019</b>
Drug Treatment Court Participants	291	305	313
Probation/Parole Admissions--Drug	414	543	634
Probation/Parole Admissions--DWI	43		28
Prison Admissions--Drug	201	228	294
Prison Admissions--DWI	19	18	10
<b>EMPLOYMENT</b>	<b>2020</b>	<b>2019</b>	<b>2018</b>
Labor Force	89,560	90,791	90,778
Employed	85,320	88,055	88,142
Unemployed	4,240	2,736	2,636
Unemployment Rate	4.7%	3.0%	2.9%

# SUBSTANCE USE SERVICE AREAS 2-5



**PLANNING AREA** Northwest  
**SERVICE AREAS**  
 Substance Use 2-5 (JC)  
 Mental Health Not Applicable  
**POPULATION**  
 Census 2010 674,158  
 April 2020 Estimate 705,925

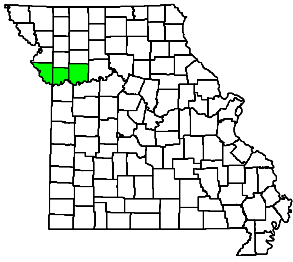
	2020	2019	2018
<b>BIRTHS AND DEATHS</b>			
Resident Births	8,789	8,850	9,075
Resident Deaths	7,537	6,467	6,366
COVID-19	514		
Suicide	137	141	150
Homicide	178	160	152
Alcohol Induced Deaths	149	94	84
Drug Induced Deaths	181	153	145
Smoking Attributable Deaths	967	920	934
<b>DISEASE INCIDENCE</b> <sup>1</sup>	<b>2020</b>	<b>2019</b>	<b>2018</b>
HIV Newly Diagnosed Cases	91	100	107
Hepatitis B Chronic, Acute, and Prenatal	92	123	121
Hepatitis C Chronic and Acute	461	711	746
Tuberculosis Infection Cases	329	362	362
<b>HOSPITAL</b> <sup>2</sup>	<b>2019</b>	<b>2018</b>	<b>2017</b>
<b>Alcohol Disorder Principal Diagnosis</b>			
Emergency Room, then Discharged	2,848	4,210	4,809
Emergency Room, then Admitted	320	560	611
Admitted without Emergency Room	730	1,248	1,090
<b>Alcohol Related (Secondary Diagnosis)</b>			
Emergency Room, then Discharged	2,717	3,070	10,392
Emergency Room, then Admitted	1,322	2,247	2,530
Admitted without Emergency Room	2,959	3,548	4,036
<b>Drug Disorder Principal Diagnosis</b>			
Emergency Room, then Discharged	2,603	2,362	2,328
Emergency Room, then Admitted	106	191	225
Admitted without Emergency Room	579	703	683
<b>Drug Related (Secondary Diagnosis)</b>			
Emergency Room, then Discharged	3,495	3,665	5,522
Emergency Room, then Admitted	2,260	2,880	2,862
Admitted without Emergency Room	5,372	6,128	5,959
<b>Mental Disorder Principal Diagnosis</b>			
Emergency Room, then Discharged	5,396	6,419	5,429
Emergency Room, then Admitted	240	709	595
Admitted without Emergency Room	5,101	7,931	5,071
<b>Mental Related (Secondary Diagnosis)</b>			
Emergency Room, then Discharged	13,896	18,534	12,683
Emergency Room, then Admitted	5,600	13,604	11,465
Admitted without Emergency Room	11,326	17,882	19,107

1	Multi-county Kansas City hepatitis and TB case reports are included in Jackson County totals and all Joplin case reports are included in Jasper County totals.
2	Hospital counts for alcohol, drug, and mental disorders are based on diagnosis codes determined by the national Healthcare Cost and Utilization Program. Individuals are counted only once in each applicable diagnosis group regardless of number of times receiving hospital services in the calendar year.
3	In 2019 the National Incident Based Reporting System replaced the Uniform Crime Reporting system for Missouri crime and arrest reports. 2019 crime data might not be fully comparable to crime data in prior years.
4	DSS Children's Division reports do not capture reasons for removal but document conditions present. There are often multiple conditions and factors considered when a child is placed out of the home. Only the substance use conditions are included in this profile.

<b>ALCOHOL SALES OUTLETS</b>	<b>2021</b>	<b>2020</b>	<b>2019</b>
Alcohol On-premise Drink Licenses	948	914	943
Alcohol Package Carry-out Licenses	504	479	482
<b>IMPAIRED DRIVING</b>	<b>2020</b>	<b>2019</b>	<b>2018</b>
<b>Alcohol Involved Crashes</b>	770	696	605
Fatal Crashes	26	7	3
Injury Crashes	304	288	238
Property Damage Crashes	440	401	364
Crash Fatalities	29	7	3
Crash Injuries	468	444	355
<b>Drug Involved Crashes</b>	223	165	150
Fatal Crashes	12	1	3
Injury Crashes	109	97	56
Property Damage Crashes	102	67	91
Crash Fatalities	14	1	3
Crash Injuries	180	172	82
<b>POLICE REPORTS</b> <sup>3</sup>	<b>2020</b>	<b>2019</b>	<b>2018</b>
DUI Arrests, DWI Tracking System	1,787	2,375	2,736
Liquor Law Arrests	116	222	293
Drug Arrests	1,892	2,790	3,735
Violent Offenses	9,543	8,705	9,051
Domestic Violence Reports	16,371	9,800	9,192
Property Offenses	32,876	31,291	34,731
<b>SCHOOL REPORTS</b>	<b>2020-21</b>	<b>2019-20</b>	<b>2018-19</b>
Enrollment Grades K-12	102,728	105,355	105,538
School Discipline Involving Alcohol	0	36	36
School Discipline Involving Drugs	59	255	246
School Discipline Involving Tobacco	15	18	79
Enrollment Grades 9-12	30,519	30,105	29,921
Dropouts	579	594	873
<b>JUVENILE COURT REFERRALS</b>	<b>2020</b>	<b>2019</b>	<b>2018</b>
Violent Offenses	305	399	427
Alcohol Offenses	1	4	9
Drug Offenses	28	67	61
<b>Juvenile Status Offenses</b>			
School Truancy	0	2	2
Absent from Home	31	33	37
Beyond Parental Control	4	2	8
Injurious Behavior	14	23	18
Child Abuse	285	509	355
Child Neglect	874	924	1,069
Child Custody Issues	259	401	291
<b>JUVENILE COURT PLACEMENTS</b>	<b>2020</b>	<b>2019</b>	<b>2018</b>
Total Out-of-Home Placements	750	877	948
<b>Conditions Present at Removal</b> <sup>4</sup>			
Parental Alcohol Use	17	18	39
Parental Drug Use	321	320	442
Parental Alcohol and Drug Use	16	24	22
<b>CRIMINAL JUSTICE</b>	<b>FY 2021</b>	<b>FY 2020</b>	<b>FY 2019</b>
Drug Treatment Court Participants	1,615	1,629	1,625
Probation/Parole Admissions--Drug	358	529	599
Probation/Parole Admissions--DWI	73		75
Prison Admissions--Drug	41	59	94
Prison Admissions--DWI	17	16	15
<b>EMPLOYMENT</b>	<b>2020</b>	<b>2019</b>	<b>2018</b>
Labor Force	360,213	363,539	363,146
Employed	334,471	350,008	349,588
Unemployed	25,742	13,531	13,558
Unemployment Rate	7.1%	3.7%	3.7%



# SUBSTANCE USE SERVICE AREA 6



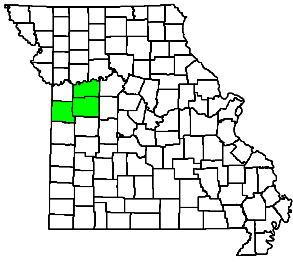
<b>PLANNING AREA</b>	Northwest
<b>SERVICE AREAS</b>	
Substance Use	6
Mental Health	Not Applicable
<b>POPULATION</b>	
Census 2010	334,755
April 2020 Estimate	382,910

<b>BIRTHS AND DEATHS</b>	2020	2019	2018
Resident Births	4,437	4,556	4,608
Resident Deaths	3,433	2,889	2,876
COVID-19	301		
Suicide	63	86	73
Homicide	17	16	25
Alcohol Induced Deaths	47	43	46
Drug Induced Deaths	71	58	47
Smoking Attributable Deaths	458	427	469
<b>DISEASE INCIDENCE</b> <sup>1</sup>	2020	2019	2018
HIV Newly Diagnosed Cases	20	32	28
Hepatitis B Chronic, Acute, and Prenatal	9	9	4
Hepatitis C Chronic and Acute	43	52	51
Tuberculosis Infection Cases	40	33	33
<b>HOSPITAL</b> <sup>2</sup>	2019	2018	2017
<b>Alcohol Disorder Principal Diagnosis</b>			
Emergency Room, then Discharged	816	1,025	1,000
Emergency Room, then Admitted	42	196	182
Admitted without Emergency Room	300	302	289
<b>Alcohol Related (Secondary Diagnosis)</b>			
Emergency Room, then Discharged	671	774	902
Emergency Room, then Admitted	165	619	767
Admitted without Emergency Room	1,348	1,208	1,148
<b>Drug Disorder Principal Diagnosis</b>			
Emergency Room, then Discharged	525	504	510
Emergency Room, then Admitted	22	55	63
Admitted without Emergency Room	148	135	155
<b>Drug Related (Secondary Diagnosis)</b>			
Emergency Room, then Discharged	1,155	1,248	1,418
Emergency Room, then Admitted	193	803	841
Admitted without Emergency Room	2,081	1,714	1,650
<b>Mental Disorder Principal Diagnosis</b>			
Emergency Room, then Discharged	2,353	2,688	2,245
Emergency Room, then Admitted	54	272	193
Admitted without Emergency Room	2,316	3,350	2,028
<b>Mental Related (Secondary Diagnosis)</b>			
Emergency Room, then Discharged	4,079	6,305	4,910
Emergency Room, then Admitted	1,018	5,297	4,628
Admitted without Emergency Room	7,004	7,853	8,042

1	Multi-county Kansas City hepatitis and TB case reports are included in Jackson County totals and all Joplin case reports are included in Jasper County totals.
2	Hospital counts for alcohol, drug, and mental disorders are based on diagnosis codes determined by the national Healthcare Cost and Utilization Program. Individuals are counted only once in each applicable diagnosis group regardless of number of times receiving hospital services in the calendar year.
3	In 2019 the National Incident Based Reporting System replaced the Uniform Crime Reporting system for Missouri crime and arrest reports. 2019 crime data might not be fully comparable to crime data in prior years.
4	DSS Children's Division reports do not capture reasons for removal but document conditions present. There are often multiple conditions and factors considered when a child is placed out of the home. Only the substance use conditions are included in this profile.

<b>ALCOHOL SALES OUTLETS</b>	2021	2020	2019
Alcohol On-premise Drink Licenses	391	374	382
Alcohol Package Carry-out Licenses	249	234	232
<b>IMPAIRED DRIVING</b>	2020	2019	2018
<b>Alcohol Involved Crashes</b>	285	265	290
Fatal Crashes	3	6	5
Injury Crashes	114	85	107
Property Damage Crashes	168	174	178
Crash Fatalities	3	6	5
Crash Injuries	143	119	133
<b>Drug Involved Crashes</b>	68	60	61
Fatal Crashes	4	3	2
Injury Crashes	26	25	21
Property Damage Crashes	38	32	38
Crash Fatalities	4	2	2
Crash Injuries	37	32	27
<b>POLICE REPORTS</b> <sup>3</sup>	2020	2019	2018
DUI Arrests, DWI Tracking System	1,170	1,238	1,284
Liquor Law Arrests	20	111	95
Drug Arrests	948	1,529	1,784
Violent Offenses	571	479	604
Domestic Violence Reports	1,756	1,213	1,292
Property Offenses	3,648	3,530	3,665
<b>SCHOOL REPORTS</b>	2020-21	2019-20	2018-19
Enrollment Grades K-12	61,495	61,974	61,481
School Discipline Involving Alcohol	0	19	9
School Discipline Involving Drugs	63	186	252
School Discipline Involving Tobacco	0	15	27
Enrollment Grades 9-12	19,616	19,124	18,976
Dropouts	143	126	129
<b>JUVENILE COURT REFERRALS</b>	2020	2019	2018
Violent Offenses	161	211	230
Alcohol Offenses	9	18	16
Drug Offenses	57	118	100
<b>Juvenile Status Offenses</b>			
School Truancy	40	55	55
Absent from Home	39	29	38
Beyond Parental Control	16	24	33
Injurious Behavior	79	102	67
Child Abuse	43	28	45
Child Neglect	248	309	228
Child Custody Issues	13	14	32
<b>JUVENILE COURT PLACEMENTS</b>	2020	2019	2018
Total Out-of-Home Placements	92	83	81
<b>Conditions Present at Removal</b> <sup>4</sup>			
Parental Alcohol Use	1	5	3
Parental Drug Use	29	35	31
Parental Alcohol and Drug Use	6	4	3
<b>CRIMINAL JUSTICE</b>	FY 2021	FY 2020	FY 2019
Drug Treatment Court Participants	166	190	213
Probation/Parole Admissions--Drug	492	597	750
Probation/Parole Admissions--DWI	82		54
Prison Admissions--Drug	156	212	303
Prison Admissions--DWI	25	24	30
<b>EMPLOYMENT</b>	2020	2019	2018
Labor Force	205,992	206,448	203,763
Employed	193,682	200,572	197,980
Unemployed	12,310	5,876	5,783
Unemployment Rate	6.0%	2.8%	2.8%

# SUBSTANCE USE SERVICE AREA 7



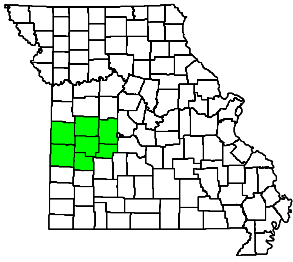
<b>PLANNING AREA</b>	Northwest
<b>SERVICE AREAS</b>	
Substance Use	7
Mental Health	Not Applicable
<b>POPULATION</b>	
Census 2010	185,454
April 2020 Estimate	194,031

<b>BIRTHS AND DEATHS</b>	<b>2020</b>	<b>2019</b>	<b>2018</b>
Resident Births	2,118	2,260	2,229
Resident Deaths	2,073	1,820	1,840
COVID-19	157		
Suicide	37	48	50
Homicide	15	8	6
Alcohol Induced Deaths	14	17	13
Drug Induced Deaths	25	28	30
Smoking Attributable Deaths	299	292	282
<b>DISEASE INCIDENCE</b> <sup>1</sup>	<b>2020</b>	<b>2019</b>	<b>2018</b>
HIV Newly Diagnosed Cases	3	11	7
Hepatitis B Chronic, Acute, and Prenatal	14	11	4
Hepatitis C Chronic and Acute	49	70	80
Tuberculosis Infection Cases	56	24	24
<b>HOSPITAL</b> <sup>2</sup>	<b>2019</b>	<b>2018</b>	<b>2017</b>
<b>Alcohol Disorder Principal Diagnosis</b>			
Emergency Room, then Discharged	295	456	435
Emergency Room, then Admitted	90	95	86
Admitted without Emergency Room	113	134	141
<b>Alcohol Related (Secondary Diagnosis)</b>			
Emergency Room, then Discharged	472	462	1,260
Emergency Room, then Admitted	256	315	319
Admitted without Emergency Room	464	587	586
<b>Drug Disorder Principal Diagnosis</b>			
Emergency Room, then Discharged	254	275	278
Emergency Room, then Admitted	23	15	23
Admitted without Emergency Room	56	60	71
<b>Drug Related (Secondary Diagnosis)</b>			
Emergency Room, then Discharged	534	513	788
Emergency Room, then Admitted	378	367	317
Admitted without Emergency Room	792	849	799
<b>Mental Disorder Principal Diagnosis</b>			
Emergency Room, then Discharged	1,248	1,534	1,363
Emergency Room, then Admitted	64	89	69
Admitted without Emergency Room	1,046	1,672	1,058
<b>Mental Related (Secondary Diagnosis)</b>			
Emergency Room, then Discharged	3,780	3,473	2,485
Emergency Room, then Admitted	1,320	2,655	1,976
Admitted without Emergency Room	2,829	5,168	4,788

<b>ALCOHOL SALES OUTLETS</b>	<b>2021</b>	<b>2020</b>	<b>2019</b>
Alcohol On-premise Drink Licenses	194	177	172
Alcohol Package Carry-out Licenses	174	177	169
<b>IMPAIRED DRIVING</b>	<b>2020</b>	<b>2019</b>	<b>2018</b>
<b>Alcohol Involved Crashes</b>	183	149	157
Fatal Crashes	5	3	9
Injury Crashes	75	53	51
Property Damage Crashes	103	93	97
Crash Fatalities	5	3	12
Crash Injuries	94	76	105
<b>Drug Involved Crashes</b>	44	43	39
Fatal Crashes	5	4	4
Injury Crashes	20	14	20
Property Damage Crashes	19	25	15
Crash Fatalities	5	4	5
Crash Injuries	33	19	52
<b>POLICE REPORTS</b> <sup>3</sup>	<b>2020</b>	<b>2019</b>	<b>2018</b>
DUI Arrests, DWI Tracking System	575	740	589
Liquor Law Arrests	69	118	187
Drug Arrests	691	830	1,088
Violent Offenses	363	348	347
Domestic Violence Reports	1,738	1,533	1,600
Property Offenses	2,873	3,253	3,528
<b>SCHOOL REPORTS</b>	<b>2020-21</b>	<b>2019-20</b>	<b>2018-19</b>
Enrollment Grades K-12	29,193	29,830	29,832
School Discipline Involving Alcohol	0	9	17
School Discipline Involving Drugs	30	62	64
School Discipline Involving Tobacco	0	4	8
Enrollment Grades 9-12	9,307	9,124	9,106
Dropouts	132	87	102
<b>JUVENILE COURT REFERRALS</b>	<b>2020</b>	<b>2019</b>	<b>2018</b>
Violent Offenses	174	219	209
Alcohol Offenses	5	6	1
Drug Offenses	50	65	45
<b>Juvenile Status Offenses</b>			
School Truancy	82	157	157
Absent from Home	78	112	92
Beyond Parental Control	119	102	108
Injurious Behavior	236	193	159
Child Abuse	22	27	34
Child Neglect	403	437	488
Child Custody Issues	44	32	59
<b>JUVENILE COURT PLACEMENTS</b>	<b>2020</b>	<b>2019</b>	<b>2018</b>
Total Out-of-Home Placements	144	191	162
<b>Conditions Present at Removal</b> <sup>4</sup>			
Parental Alcohol Use	4	1	16
Parental Drug Use	47	88	63
Parental Alcohol and Drug Use	0	4	4
<b>CRIMINAL JUSTICE</b>	<b>FY 2021</b>	<b>FY 2020</b>	<b>FY 2019</b>
Drug Treatment Court Participants	132	122	96
Probation/Parole Admissions--Drug	451	435	534
Probation/Parole Admissions--DWI	25		31
Prison Admissions--Drug	167	140	187
Prison Admissions--DWI	10	16	8
<b>EMPLOYMENT</b>	<b>2020</b>	<b>2019</b>	<b>2018</b>
Labor Force	93,769	94,847	94,154
Employed	88,710	91,814	91,105
Unemployed	5,059	3,033	3,049
Unemployment Rate	5.4%	3.2%	3.2%

1	Multi-county Kansas City hepatitis and TB case reports are included in Jackson County totals and all Joplin case reports are included in Jasper County totals.
2	Hospital counts for alcohol, drug, and mental disorders are based on diagnosis codes determined by the national Healthcare Cost and Utilization Program. Individuals are counted only once in each applicable diagnosis group regardless of number of times receiving hospital services in the calendar year.
3	In 2019 the National Incident Based Reporting System replaced the Uniform Crime Reporting system for Missouri crime and arrest reports. 2019 crime data might not be fully comparable to crime data in prior years.
4	DSS Children's Division reports do not capture reasons for removal but document conditions present. There are often multiple conditions and factors considered when a child is placed out of the home. Only the substance use conditions are included in this profile.

# SUBSTANCE USE SERVICE AREA 8



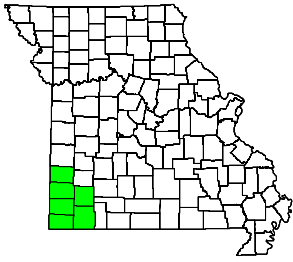
**PLANNING AREA** Southwest  
**SERVICE AREAS**  
 Substance Use 8  
 Mental Health Not Applicable  
**POPULATION**  
 Census 2010 112,950  
 April 2020 Estimate 111,930

	2020	2019	2018
<b>BIRTHS AND DEATHS</b>			
Resident Births	1,234	1,261	1,218
Resident Deaths	1,749	1,596	1,540
COVID-19	166		
Suicide	19	28	27
Homicide	7	4	4
Alcohol Induced Deaths	18	12	16
Drug Induced Deaths	16	23	25
Smoking Attributable Deaths	277	296	287
<b>DISEASE INCIDENCE</b> <sup>1</sup>	<b>2020</b>	<b>2019</b>	<b>2018</b>
HIV Newly Diagnosed Cases	2	3	4
Hepatitis B Chronic, Acute, and Prenatal	2	9	8
Hepatitis C Chronic and Acute	64	93	91
Tuberculosis Infection Cases	7	9	9
<b>HOSPITAL</b> <sup>2</sup>	<b>2019</b>	<b>2018</b>	<b>2017</b>
<b>Alcohol Disorder Principal Diagnosis</b>			
Emergency Room, then Discharged	228	205	215
Emergency Room, then Admitted	24	68	48
Admitted without Emergency Room	92	66	54
<b>Alcohol Related (Secondary Diagnosis)</b>			
Emergency Room, then Discharged	389	345	396
Emergency Room, then Admitted	98	217	307
Admitted without Emergency Room	388	358	366
<b>Drug Disorder Principal Diagnosis</b>			
Emergency Room, then Discharged	187	194	226
Emergency Room, then Admitted	21	27	26
Admitted without Emergency Room	40	44	53
<b>Drug Related (Secondary Diagnosis)</b>			
Emergency Room, then Discharged	483	511	557
Emergency Room, then Admitted	171	260	339
Admitted without Emergency Room	581	506	489
<b>Mental Disorder Principal Diagnosis</b>			
Emergency Room, then Discharged	908	861	745
Emergency Room, then Admitted	170	293	225
Admitted without Emergency Room	616	950	491
<b>Mental Related (Secondary Diagnosis)</b>			
Emergency Room, then Discharged	2,922	4,041	3,649
Emergency Room, then Admitted	366	1,774	1,881
Admitted without Emergency Room	2,393	3,317	2,759

1	Multi-county Kansas City hepatitis and TB case reports are included in Jackson County totals and all Joplin case reports are included in Jasper County totals.
2	Hospital counts for alcohol, drug, and mental disorders are based on diagnosis codes determined by the national Healthcare Cost and Utilization Program. Individuals are counted only once in each applicable diagnosis group regardless of number of times receiving hospital services in the calendar year.
3	In 2019 the National Incident Based Reporting System replaced the Uniform Crime Reporting system for Missouri crime and arrest reports. 2019 crime data might not be fully comparable to crime data in prior years.
4	DSS Children's Division reports do not capture reasons for removal but document conditions present. There are often multiple conditions and factors considered when a child is placed out of the home. Only the substance use conditions are included in this profile.

<b>ALCOHOL SALES OUTLETS</b>	<b>2021</b>	<b>2020</b>	<b>2019</b>
Alcohol On-premise Drink Licenses	144	140	146
Alcohol Package Carry-out Licenses	148	142	139
<b>IMPAIRED DRIVING</b>	<b>2020</b>	<b>2019</b>	<b>2018</b>
<b>Alcohol Involved Crashes</b>	86	83	70
Fatal Crashes	1	5	3
Injury Crashes	38	33	29
Property Damage Crashes	47	45	38
Crash Fatalities	1	7	3
Crash Injuries	48	48	45
<b>Drug Involved Crashes</b>	21	16	13
Fatal Crashes	1	1	2
Injury Crashes	5	7	2
Property Damage Crashes	15	8	9
Crash Fatalities	1	1	2
Crash Injuries	5	8	2
<b>POLICE REPORTS</b> <sup>3</sup>	<b>2020</b>	<b>2019</b>	<b>2018</b>
DUI Arrests, DWI Tracking System	351	348	401
Liquor Law Arrests	3	32	46
Drug Arrests	315	497	973
Violent Offenses	404	439	383
Domestic Violence Reports	754	691	575
Property Offenses	1,763	2,493	2,508
<b>SCHOOL REPORTS</b>	<b>2020-21</b>	<b>2019-20</b>	<b>2018-19</b>
Enrollment Grades K-12	15,029	15,288	15,288
School Discipline Involving Alcohol	6	6	6
School Discipline Involving Drugs	16	27	40
School Discipline Involving Tobacco	0	1	1
Enrollment Grades 9-12	4,826	4,773	4,697
Dropouts	54	23	37
<b>JUVENILE COURT REFERRALS</b>	<b>2020</b>	<b>2019</b>	<b>2018</b>
Violent Offenses	115	161	162
Alcohol Offenses	20	6	17
Drug Offenses	29	39	33
<b>Juvenile Status Offenses</b>			
School Truancy	68	126	126
Absent from Home	79	58	88
Beyond Parental Control	78	82	110
Injurious Behavior	96	118	133
Child Abuse	87	118	70
Child Neglect	354	368	379
Child Custody Issues	25	16	19
<b>JUVENILE COURT PLACEMENTS</b>	<b>2020</b>	<b>2019</b>	<b>2018</b>
Total Out-of-Home Placements	109	102	112
<b>Conditions Present at Removal</b> <sup>4</sup>			
Parental Alcohol Use	6	1	3
Parental Drug Use	46	56	46
Parental Alcohol and Drug Use	1	3	3
<b>CRIMINAL JUSTICE</b>	<b>FY 2021</b>	<b>FY 2020</b>	<b>FY 2019</b>
Drug Treatment Court Participants	79	84	86
Probation/Parole Admissions--Drug	279	350	523
Probation/Parole Admissions--DWI	21		22
Prison Admissions--Drug	114	143	217
Prison Admissions--DWI	5	10	11
<b>EMPLOYMENT</b>	<b>2020</b>	<b>2019</b>	<b>2018</b>
Labor Force	47,383	47,658	47,761
Employed	44,790	45,750	45,966
Unemployed	2,593	1,908	1,795
Unemployment Rate	5.5%	4.0%	3.8%

# SUBSTANCE USE SERVICE AREA 9



**PLANNING AREA** Southwest  
**SERVICE AREAS**  
 Substance Use 9  
 Mental Health Not Applicable  
**POPULATION**  
 Census 2010 285,234  
 April 2020 Estimate 288,584

	2020	2019	2018
<b>BIRTHS AND DEATHS</b>			
Resident Births	3,523	3,548	3,757
Resident Deaths	3,784	3,213	3,292
COVID-19	408		
Suicide	47	53	56
Homicide	13	7	6
Alcohol Induced Deaths	31	24	24
Drug Induced Deaths	57	37	33
Smoking Attributable Deaths	613	579	615
<b>DISEASE INCIDENCE</b> <sup>1</sup>	<b>2020</b>	<b>2019</b>	<b>2018</b>
HIV Newly Diagnosed Cases	5	10	8
Hepatitis B Chronic, Acute, and Prenatal	29	24	18
Hepatitis C Chronic and Acute	208	279	284
Tuberculosis Infection Cases	54	44	44
<b>HOSPITAL</b> <sup>2</sup>	<b>2019</b>	<b>2018</b>	<b>2017</b>
<b>Alcohol Disorder Principal Diagnosis</b>			
Emergency Room, then Discharged	683	886	838
Emergency Room, then Admitted	327	452	419
Admitted without Emergency Room	144	145	142
<b>Alcohol Related (Secondary Diagnosis)</b>			
Emergency Room, then Discharged	524	572	628
Emergency Room, then Admitted	860	1,083	1,217
Admitted without Emergency Room	514	580	586
<b>Drug Disorder Principal Diagnosis</b>			
Emergency Room, then Discharged	670	804	853
Emergency Room, then Admitted	343	346	329
Admitted without Emergency Room	155	148	116
<b>Drug Related (Secondary Diagnosis)</b>			
Emergency Room, then Discharged	898	907	1,154
Emergency Room, then Admitted	1,232	1,349	1,463
Admitted without Emergency Room	822	884	826
<b>Mental Disorder Principal Diagnosis</b>			
Emergency Room, then Discharged	1,647	1,914	1,644
Emergency Room, then Admitted	1,280	1,812	1,299
Admitted without Emergency Room	1,078	1,725	892
<b>Mental Related (Secondary Diagnosis)</b>			
Emergency Room, then Discharged	4,612	4,951	4,491
Emergency Room, then Admitted	3,712	6,845	6,652
Admitted without Emergency Room	3,172	5,581	5,091

<b>ALCOHOL SALES OUTLETS</b>	<b>2021</b>	<b>2020</b>	<b>2019</b>
Alcohol On-premise Drink Licenses	251	236	238
Alcohol Package Carry-out Licenses	322	322	322
<b>IMPAIRED DRIVING</b>	<b>2020</b>	<b>2019</b>	<b>2018</b>
<b>Alcohol Involved Crashes</b>	314	272	247
Fatal Crashes	11	11	8
Injury Crashes	125	99	104
Property Damage Crashes	178	162	135
Crash Fatalities	12	13	8
Crash Injuries	181	138	143
<b>Drug Involved Crashes</b>	85	55	68
Fatal Crashes	8	5	7
Injury Crashes	34	28	30
Property Damage Crashes	43	22	31
Crash Fatalities	8	5	8
Crash Injuries	58	40	39
<b>POLICE REPORTS</b> <sup>3</sup>	<b>2020</b>	<b>2019</b>	<b>2018</b>
DUI Arrests, DWI Tracking System	1,420	1,345	1,541
Liquor Law Arrests	29	113	168
Drug Arrests	1,009	1,035	1,411
Violent Offenses	918	795	930
Domestic Violence Reports	3,926	3,160	3,080
Property Offenses	8,076	8,645	8,739
<b>SCHOOL REPORTS</b>	<b>2020-21</b>	<b>2019-20</b>	<b>2018-19</b>
Enrollment Grades K-12	45,800	46,761	46,669
School Discipline Involving Alcohol	0	23	31
School Discipline Involving Drugs	41	90	87
School Discipline Involving Tobacco	0	5	8
Enrollment Grades 9-12	14,215	14,174	14,079
Dropouts	382	205	234
<b>JUVENILE COURT REFERRALS</b>	<b>2020</b>	<b>2019</b>	<b>2018</b>
Violent Offenses	159	305	356
Alcohol Offenses	41	34	29
Drug Offenses	45	99	121
<b>Juvenile Status Offenses</b>			
School Truancy	125	450	450
Absent from Home	130	186	233
Beyond Parental Control	93	137	153
Injurious Behavior	123	341	387
Child Abuse	66	113	97
Child Neglect	597	672	709
Child Custody Issues	138	116	215
<b>JUVENILE COURT PLACEMENTS</b>	<b>2020</b>	<b>2019</b>	<b>2018</b>
Total Out-of-Home Placements	541	598	501
<b>Conditions Present at Removal</b> <sup>4</sup>			
Parental Alcohol Use	28	20	26
Parental Drug Use	231	265	253
Parental Alcohol and Drug Use	18	12	14
<b>CRIMINAL JUSTICE</b>	<b>FY 2021</b>	<b>FY 2020</b>	<b>FY 2019</b>
Drug Treatment Court Participants	403	391	433
Probation/Parole Admissions--Drug	425	449	571
Probation/Parole Admissions--DWI	98		69
Prison Admissions--Drug	131	171	237
Prison Admissions--DWI	25	22	25
<b>EMPLOYMENT</b>	<b>2020</b>	<b>2019</b>	<b>2018</b>
Labor Force	132,015	134,195	133,236
Employed	124,402	129,877	129,366
Unemployed	7,613	4,318	3,870
Unemployment Rate	5.8%	3.2%	2.9%

<sup>1</sup> Multi-county Kansas City hepatitis and TB case reports are included in Jackson County totals and all Joplin case reports are included in Jasper County totals.

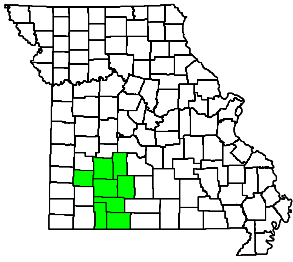
<sup>2</sup> Hospital counts for alcohol, drug, and mental disorders are based on diagnosis codes determined by the national Healthcare Cost and Utilization Program. Individuals are counted only once in each applicable diagnosis group regardless of number of times receiving hospital services in the calendar year.

<sup>3</sup> In 2019 the National Incident Based Reporting System replaced the Uniform Crime Reporting system for Missouri crime and arrest reports. 2019 crime data might not be fully comparable to crime data in prior years.

<sup>4</sup> DSS Children's Division reports do not capture reasons for removal but document conditions present. There are often multiple conditions and factors considered when a child is placed out of the home. Only the substance use conditions are included in this profile.



# SUBSTANCE USE SERVICE AREA 10



**PLANNING AREA** Southwest  
**SERVICE AREAS**  
 Substance Use 10  
 Mental Health Not Applicable  
**POPULATION**  
 Census 2010 528,472  
 April 2020 Estimate 571,357

<b>BIRTHS AND DEATHS</b>	<b>2020</b>	<b>2019</b>	<b>2018</b>
Resident Births	6,315	6,735	6,620
Resident Deaths	6,739	5,832	5,778
COVID-19	706		
Suicide	119	118	127
Homicide	43	16	37
Alcohol Induced Deaths	91	79	78
Drug Induced Deaths	146	134	132
Smoking Attributable Deaths	940	895	885
<b>DISEASE INCIDENCE</b> <sup>1</sup>	<b>2020</b>	<b>2019</b>	<b>2018</b>
HIV Newly Diagnosed Cases	19	23	26
Hepatitis B Chronic, Acute, and Prenatal	39	53	45
Hepatitis C Chronic and Acute	476	526	552
Tuberculosis Infection Cases	126	109	109
<b>HOSPITAL</b> <sup>2</sup>	<b>2019</b>	<b>2018</b>	<b>2017</b>
<b>Alcohol Disorder Principal Diagnosis</b>			
Emergency Room, then Discharged	1,538	2,216	2,011
Emergency Room, then Admitted	644	1,424	1,327
Admitted without Emergency Room	121	115	141
<b>Alcohol Related (Secondary Diagnosis)</b>			
Emergency Room, then Discharged	997	915	1,301
Emergency Room, then Admitted	1,735	2,305	3,139
Admitted without Emergency Room	607	629	753
<b>Drug Disorder Principal Diagnosis</b>			
Emergency Room, then Discharged	1,857	2,019	2,135
Emergency Room, then Admitted	247	454	452
Admitted without Emergency Room	208	181	221
<b>Drug Related (Secondary Diagnosis)</b>			
Emergency Room, then Discharged	1,824	1,826	2,330
Emergency Room, then Admitted	2,963	3,985	4,022
Admitted without Emergency Room	1,406	1,490	1,720
<b>Mental Disorder Principal Diagnosis</b>			
Emergency Room, then Discharged	4,573	5,095	4,133
Emergency Room, then Admitted	2,491	4,089	2,755
Admitted without Emergency Room	1,382	2,611	1,530
<b>Mental Related (Secondary Diagnosis)</b>			
Emergency Room, then Discharged	8,007	9,966	11,495
Emergency Room, then Admitted	8,581	16,937	15,229
Admitted without Emergency Room	4,601	6,462	6,654

<b>ALCOHOL SALES OUTLETS</b>	<b>2021</b>	<b>2020</b>	<b>2019</b>
Alcohol On-premise Drink Licenses	668	647	637
Alcohol Package Carry-out Licenses	499	470	467

<b>IMPAIRED DRIVING</b>	<b>2020</b>	<b>2019</b>	<b>2018</b>
<b>Alcohol Involved Crashes</b>	529	544	503
Fatal Crashes	19	7	12
Injury Crashes	216	197	197
Property Damage Crashes	294	340	294
Crash Fatalities	22	9	13
Crash Injuries	306	275	263
<b>Drug Involved Crashes</b>	198	153	164
Fatal Crashes	4	4	7
Injury Crashes	82	57	67
Property Damage Crashes	112	92	90
Crash Fatalities	4	5	7
Crash Injuries	121	88	100

<b>POLICE REPORTS</b> <sup>3</sup>	<b>2020</b>	<b>2019</b>	<b>2018</b>
DUI Arrests, DWI Tracking System	1,684	2,013	2,403
Liquor Law Arrests	175	281	408
Drug Arrests	2,112	3,228	3,924
Violent Offenses	3,419	3,250	2,971
Domestic Violence Reports	5,421	5,536	5,695
Property Offenses	17,468	19,527	18,082

<b>SCHOOL REPORTS</b>	<b>2020-21</b>	<b>2019-20</b>	<b>2018-19</b>
Enrollment Grades K-12	75,565	78,048	77,998
School Discipline Involving Alcohol	20	52	96
School Discipline Involving Drugs	129	199	292
School Discipline Involving Tobacco	0	2	9
Enrollment Grades 9-12	23,910	23,790	23,526
Dropouts	236	185	332

<b>JUVENILE COURT REFERRALS</b>	<b>2020</b>	<b>2019</b>	<b>2018</b>
Violent Offenses	402	560	579
Alcohol Offenses	20	27	32
Drug Offenses	104	165	195
<b>Juvenile Status Offenses</b>			
School Truancy	33	50	50
Absent from Home	150	119	158
Beyond Parental Control	65	92	63
Injurious Behavior	472	613	387
Child Abuse	209	207	112
Child Neglect	878	798	784
Child Custody Issues	201	155	227

<b>JUVENILE COURT PLACEMENTS</b>	<b>2020</b>	<b>2019</b>	<b>2018</b>
Total Out-of-Home Placements	834	686	690
<b>Conditions Present at Removal</b> <sup>4</sup>			
Parental Alcohol Use	51	37	25
Parental Drug Use	384	323	316
Parental Alcohol and Drug Use	37	19	8

<b>CRIMINAL JUSTICE</b>	<b>FY 2021</b>	<b>FY 2020</b>	<b>FY 2019</b>
Drug Treatment Court Participants	916	1,214	1,998
Probation/Parole Admissions--Drug	960	1,066	1,245
Probation/Parole Admissions--DWI	148		108
Prison Admissions--Drug	346	418	569
Prison Admissions--DWI	33	50	47

<b>EMPLOYMENT</b>	<b>2020</b>	<b>2019</b>	<b>2018</b>
Labor Force	277,633	280,067	274,499
Employed	260,496	271,139	266,131
Unemployed	17,137	8,928	8,368
Unemployment Rate	6.2%	3.2%	3.0%

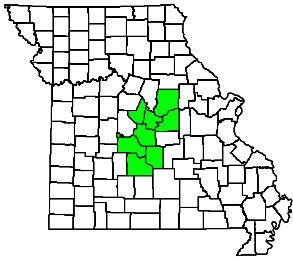
<sup>1</sup> Multi-county Kansas City hepatitis and TB case reports are included in Jackson County totals and all Joplin case reports are included in Jasper County totals.

<sup>2</sup> Hospital counts for alcohol, drug, and mental disorders are based on diagnosis codes determined by the national Healthcare Cost and Utilization Program. Individuals are counted only once in each applicable diagnosis group regardless of number of times receiving hospital services in the calendar year.

<sup>3</sup> In 2019 the National Incident Based Reporting System replaced the Uniform Crime Reporting system for Missouri crime and arrest reports. 2019 crime data might not be fully comparable to crime data in prior years.

<sup>4</sup> DSS Children's Division reports do not capture reasons for removal but document conditions present. There are often multiple conditions and factors considered when a child is placed out of the home. Only the substance use conditions are included in this profile.

# SUBSTANCE USE SERVICE AREA 11



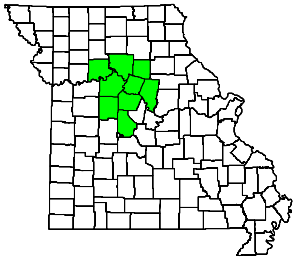
<b>PLANNING AREA</b>	Central
<b>SERVICE AREAS</b>	
Substance Use	11
Mental Health	Not Applicable
<b>POPULATION</b>	
Census 2010	306,402
April 2020 Estimate	311,007

<b>BIRTHS AND DEATHS</b>	<b>2020</b>	<b>2019</b>	<b>2018</b>
Resident Births	3,411	3,526	3,666
Resident Deaths	3,641	3,046	3,122
COVID-19	396		
Suicide	59	48	63
Homicide	14	14	18
Alcohol Induced Deaths	41	28	36
Drug Induced Deaths	78	67	63
Smoking Attributable Deaths	544	517	542
<b>DISEASE INCIDENCE</b> <sup>1</sup>	<b>2020</b>	<b>2019</b>	<b>2018</b>
HIV Newly Diagnosed Cases	63	13	14
Hepatitis B Chronic, Acute, and Prenatal	20	22	26
Hepatitis C Chronic and Acute	762	264	176
Tuberculosis Infection Cases	57	17	17
<b>HOSPITAL</b> <sup>2</sup>	<b>2019</b>	<b>2018</b>	<b>2017</b>
<b>Alcohol Disorder Principal Diagnosis</b>			
Emergency Room, then Discharged	530	653	592
Emergency Room, then Admitted	130	187	226
Admitted without Emergency Room	102	148	150
<b>Alcohol Related (Secondary Diagnosis)</b>			
Emergency Room, then Discharged	962	696	763
Emergency Room, then Admitted	580	731	893
Admitted without Emergency Room	521	623	660
<b>Drug Disorder Principal Diagnosis</b>			
Emergency Room, then Discharged	527	537	484
Emergency Room, then Admitted	92	147	166
Admitted without Emergency Room	81	151	137
<b>Drug Related (Secondary Diagnosis)</b>			
Emergency Room, then Discharged	899	1,010	1,274
Emergency Room, then Admitted	805	1,062	1,146
Admitted without Emergency Room	788	807	853
<b>Mental Disorder Principal Diagnosis</b>			
Emergency Room, then Discharged	2,298	2,697	2,227
Emergency Room, then Admitted	931	1,362	1,018
Admitted without Emergency Room	1,033	1,667	869
<b>Mental Related (Secondary Diagnosis)</b>			
Emergency Room, then Discharged	6,141	11,138	7,227
Emergency Room, then Admitted	2,609	5,453	4,764
Admitted without Emergency Room	3,167	5,744	4,729

<b>ALCOHOL SALES OUTLETS</b>	<b>2021</b>	<b>2020</b>	<b>2019</b>
Alcohol On-premise Drink Licenses	485	461	467
Alcohol Package Carry-out Licenses	334	334	347
<b>IMPAIRED DRIVING</b>	<b>2020</b>	<b>2019</b>	<b>2018</b>
<b>Alcohol Involved Crashes</b>	332	342	313
Fatal Crashes	7	7	10
Injury Crashes	129	118	104
Property Damage Crashes	196	217	199
Crash Fatalities	7	11	10
Crash Injuries	170	153	135
<b>Drug Involved Crashes</b>	90	70	75
Fatal Crashes	6	4	4
Injury Crashes	33	22	27
Property Damage Crashes	51	44	44
Crash Fatalities	6	6	4
Crash Injuries	48	31	39
<b>POLICE REPORTS</b> <sup>3</sup>	<b>2020</b>	<b>2019</b>	<b>2018</b>
DUI Arrests, DWI Tracking System	1,030	1,196	1,320
Liquor Law Arrests	170	295	164
Drug Arrests	1,457	2,495	2,641
Violent Offenses	660	856	825
Domestic Violence Reports	3,213	2,632	2,417
Property Offenses	5,545	6,410	6,048
<b>SCHOOL REPORTS</b>	<b>2020-21</b>	<b>2019-20</b>	<b>2018-19</b>
Enrollment Grades K-12	42,816	43,917	44,574
School Discipline Involving Alcohol	7	19	27
School Discipline Involving Drugs	87	99	133
School Discipline Involving Tobacco	0	6	12
Enrollment Grades 9-12	13,567	13,569	13,496
Dropouts	272	146	232
<b>JUVENILE COURT REFERRALS</b>	<b>2020</b>	<b>2019</b>	<b>2018</b>
Violent Offenses	205	257	236
Alcohol Offenses	18	21	23
Drug Offenses	42	74	104
<b>Juvenile Status Offenses</b>			
School Truancy	184	197	197
Absent from Home	53	89	95
Beyond Parental Control	188	158	162
Injurious Behavior	294	406	345
Child Abuse	254	341	409
Child Neglect	594	661	658
Child Custody Issues	245	151	174
<b>JUVENILE COURT PLACEMENTS</b>	<b>2020</b>	<b>2019</b>	<b>2018</b>
Total Out-of-Home Placements	358	398	421
<b>Conditions Present at Removal</b> <sup>4</sup>			
Parental Alcohol Use	4	9	24
Parental Drug Use	169	176	182
Parental Alcohol and Drug Use	20	5	8
<b>CRIMINAL JUSTICE</b>	<b>FY 2021</b>	<b>FY 2020</b>	<b>FY 2019</b>
Drug Treatment Court Participants	307	334	279
Probation/Parole Admissions--Drug	741	909	1,173
Probation/Parole Admissions--DWI	62		36
Prison Admissions--Drug	289	346	446
Prison Admissions--DWI	19	22	13
<b>EMPLOYMENT</b>	<b>2020</b>	<b>2019</b>	<b>2018</b>
Labor Force	137,414	138,105	135,639
Employed	129,874	132,975	131,308
Unemployed	7,540	5,130	4,331
Unemployment Rate	5.5%	3.7%	3.2%

1	Multi-county Kansas City hepatitis and TB case reports are included in Jackson County totals and all Joplin case reports are included in Jasper County totals.
2	Hospital counts for alcohol, drug, and mental disorders are based on diagnosis codes determined by the national Healthcare Cost and Utilization Program. Individuals are counted only once in each applicable diagnosis group regardless of number of times receiving hospital services in the calendar year.
3	In 2019 the National Incident Based Reporting System replaced the Uniform Crime Reporting system for Missouri crime and arrest reports. 2019 crime data might not be fully comparable to crime data in prior years.
4	DSS Children's Division reports do not capture reasons for removal but document conditions present. There are often multiple conditions and factors considered when a child is placed out of the home. Only the substance use conditions are included in this profile.

# SUBSTANCE USE SERVICE AREA 12



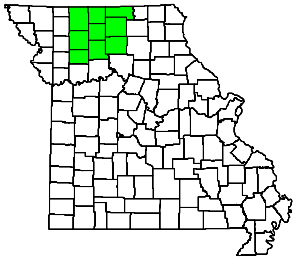
<b>PLANNING AREA</b>	Central
<b>SERVICE AREAS</b>	
Substance Use	12
Mental Health	Not Applicable
<b>POPULATION</b>	
Census 2010	319,063
April 2020 Estimate	336,481

<b>BIRTHS AND DEATHS</b>	2020	2019	2018
Resident Births	3,755	3,953	3,984
Resident Deaths	3,569	2,979	3,107
COVID-19	318		
Suicide	59	54	53
Homicide	19	20	24
Alcohol Induced Deaths	25	31	28
Drug Induced Deaths	57	47	56
Smoking Attributable Deaths	522	483	490
<b>DISEASE INCIDENCE</b> <sup>1</sup>	2020	2019	2018
HIV Newly Diagnosed Cases	25	17	14
Hepatitis B Chronic, Acute, and Prenatal	24	26	30
Hepatitis C Chronic and Acute	289	225	188
Tuberculosis Infection Cases	104	107	107
<b>HOSPITAL</b> <sup>2</sup>	2019	2018	2017
<b>Alcohol Disorder Principal Diagnosis</b>			
Emergency Room, then Discharged	642	830	1,063
Emergency Room, then Admitted	162	369	377
Admitted without Emergency Room	92	158	112
<b>Alcohol Related (Secondary Diagnosis)</b>			
Emergency Room, then Discharged	702	800	868
Emergency Room, then Admitted	591	978	1,151
Admitted without Emergency Room	451	619	573
<b>Drug Disorder Principal Diagnosis</b>			
Emergency Room, then Discharged	550	519	503
Emergency Room, then Admitted	136	219	175
Admitted without Emergency Room	79	95	93
<b>Drug Related (Secondary Diagnosis)</b>			
Emergency Room, then Discharged	1,266	1,216	1,421
Emergency Room, then Admitted	907	1,284	1,415
Admitted without Emergency Room	838	782	781
<b>Mental Disorder Principal Diagnosis</b>			
Emergency Room, then Discharged	2,505	3,246	2,605
Emergency Room, then Admitted	941	1,657	1,204
Admitted without Emergency Room	892	1,252	730
<b>Mental Related (Secondary Diagnosis)</b>			
Emergency Room, then Discharged	9,177	16,117	10,814
Emergency Room, then Admitted	2,857	6,376	6,281
Admitted without Emergency Room	3,692	6,894	4,962

1	Multi-county Kansas City hepatitis and TB case reports are included in Jackson County totals and all Joplin case reports are included in Jasper County totals.
2	Hospital counts for alcohol, drug, and mental disorders are based on diagnosis codes determined by the national Healthcare Cost and Utilization Program. Individuals are counted only once in each applicable diagnosis group regardless of number of times receiving hospital services in the calendar year.
3	In 2019 the National Incident Based Reporting System replaced the Uniform Crime Reporting system for Missouri crime and arrest reports. 2019 crime data might not be fully comparable to crime data in prior years.
4	DSS Children's Division reports do not capture reasons for removal but document conditions present. There are often multiple conditions and factors considered when a child is placed out of the home. Only the substance use conditions are included in this profile.

<b>ALCOHOL SALES OUTLETS</b>	2021	2020	2019
Alcohol On-premise Drink Licenses	471	441	475
Alcohol Package Carry-out Licenses	299	293	290
<b>IMPAIRED DRIVING</b>	2020	2019	2018
<b>Alcohol Involved Crashes</b>	243	249	250
Fatal Crashes	13	9	12
Injury Crashes	91	99	86
Property Damage Crashes	139	141	152
Crash Fatalities	14	9	12
Crash Injuries	125	136	115
<b>Drug Involved Crashes</b>	65	47	64
Fatal Crashes	6	3	3
Injury Crashes	27	22	29
Property Damage Crashes	32	22	32
Crash Fatalities	7	3	4
Crash Injuries	40	27	42
<b>POLICE REPORTS</b> <sup>3</sup>	2020	2019	2018
DUI Arrests, DWI Tracking System	1,169	1,323	1,663
Liquor Law Arrests	108	329	287
Drug Arrests	1,384	1,988	2,506
Violent Offenses	1,179	1,097	1,135
Domestic Violence Reports	2,505	2,975	2,933
Property Offenses	6,015	6,727	7,101
<b>SCHOOL REPORTS</b>	2020-21	2019-20	2018-19
Enrollment Grades K-12	43,809	45,498	45,077
School Discipline Involving Alcohol	0	15	34
School Discipline Involving Drugs	24	49	43
School Discipline Involving Tobacco	0	4	4
Enrollment Grades 9-12	13,888	13,762	13,615
Dropouts	199	138	223
<b>JUVENILE COURT REFERRALS</b>	2020	2019	2018
Violent Offenses	297	363	331
Alcohol Offenses	17	17	20
Drug Offenses	74	107	100
<b>Juvenile Status Offenses</b>			
School Truancy	124	287	287
Absent from Home	69	56	83
Beyond Parental Control	160	233	167
Injurious Behavior	574	736	703
Child Abuse	190	179	158
Child Neglect	465	494	466
Child Custody Issues	104	68	85
<b>JUVENILE COURT PLACEMENTS</b>	2020	2019	2018
Total Out-of-Home Placements	326	401	330
<b>Conditions Present at Removal</b> <sup>4</sup>			
Parental Alcohol Use	10	8	18
Parental Drug Use	131	128	137
Parental Alcohol and Drug Use	6	6	10
<b>CRIMINAL JUSTICE</b>	FY 2021	FY 2020	FY 2019
Drug Treatment Court Participants	416	401	373
Probation/Parole Admissions--Drug	873	982	1,164
Probation/Parole Admissions--DWI	61		49
Prison Admissions--Drug	384	401	463
Prison Admissions--DWI	21	19	18
<b>EMPLOYMENT</b>	2020	2019	2018
Labor Force	166,589	169,300	167,604
Employed	158,472	164,403	162,859
Unemployed	8,117	4,897	4,745
Unemployment Rate	4.9%	2.9%	2.8%

# SUBSTANCE USE SERVICE AREA 13



**PLANNING AREA** Northwest  
**SERVICE AREAS**  
 Substance Use 13  
 Mental Health Not Applicable  
**POPULATION**  
 Census 2010 80,509  
 April 2020 Estimate 75,772

	2020	2019	2018
<b>BIRTHS AND DEATHS</b>			
Resident Births	915	909	970
Resident Deaths	1,128	948	985
COVID-19	143		
Suicide	25	23	22
Homicide	2	1	1
Alcohol Induced Deaths	8	5	7
Drug Induced Deaths	10	8	10
Smoking Attributable Deaths	157	161	162
<b>DISEASE INCIDENCE</b> <sup>1</sup>	<b>2020</b>	<b>2019</b>	<b>2018</b>
HIV Newly Diagnosed Cases	2	3	3
Hepatitis B Chronic, Acute, and Prenatal	3	6	2
Hepatitis C Chronic and Acute	70	43	40
Tuberculosis Infection Cases	15	13	13
<b>HOSPITAL</b> <sup>2</sup>	<b>2019</b>	<b>2018</b>	<b>2017</b>
<b>Alcohol Disorder Principal Diagnosis</b>			
Emergency Room, then Discharged	89	108	121
Emergency Room, then Admitted	9	13	14
Admitted without Emergency Room	34	26	33
<b>Alcohol Related (Secondary Diagnosis)</b>			
Emergency Room, then Discharged	161	237	254
Emergency Room, then Admitted	56	81	105
Admitted without Emergency Room	181	242	233
<b>Drug Disorder Principal Diagnosis</b>			
Emergency Room, then Discharged	83	92	63
Emergency Room, then Admitted	18	21	20
Admitted without Emergency Room	20	30	19
<b>Drug Related (Secondary Diagnosis)</b>			
Emergency Room, then Discharged	221	247	273
Emergency Room, then Admitted	98	105	127
Admitted without Emergency Room	258	280	256
<b>Mental Disorder Principal Diagnosis</b>			
Emergency Room, then Discharged	522	643	587
Emergency Room, then Admitted	127	184	116
Admitted without Emergency Room	345	590	281
<b>Mental Related (Secondary Diagnosis)</b>			
Emergency Room, then Discharged	1,117	2,043	1,662
Emergency Room, then Admitted	265	532	607
Admitted without Emergency Room	1,442	2,673	1,920

<b>ALCOHOL SALES OUTLETS</b>	<b>2021</b>	<b>2020</b>	<b>2019</b>
Alcohol On-premise Drink Licenses	75	71	75
Alcohol Package Carry-out Licenses	96	95	96
<b>IMPAIRED DRIVING</b>	<b>2020</b>	<b>2019</b>	<b>2018</b>
<b>Alcohol Involved Crashes</b>	65	64	52
Fatal Crashes	2	1	5
Injury Crashes	24	27	20
Property Damage Crashes	39	36	27
Crash Fatalities	2	1	5
Crash Injuries	27	40	27
<b>Drug Involved Crashes</b>	18	14	17
Fatal Crashes	1	0	3
Injury Crashes	9	3	4
Property Damage Crashes	8	11	10
Crash Fatalities	1	0	5
Crash Injuries	11	3	9
<b>POLICE REPORTS</b> <sup>3</sup>	<b>2020</b>	<b>2019</b>	<b>2018</b>
DUI Arrests, DWI Tracking System	312	281	302
Liquor Law Arrests	15	33	55
Drug Arrests	167	308	543
Violent Offenses	118	144	129
Domestic Violence Reports	484	475	404
Property Offenses	590	761	822
<b>SCHOOL REPORTS</b>	<b>2020-21</b>	<b>2019-20</b>	<b>2018-19</b>
Enrollment Grades K-12	11,211	11,470	11,537
School Discipline Involving Alcohol	0	0	2
School Discipline Involving Drugs	0	5	9
School Discipline Involving Tobacco	0	0	2
Enrollment Grades 9-12	3,689	3,610	3,570
Dropouts	19	5	21
<b>JUVENILE COURT REFERRALS</b>	<b>2020</b>	<b>2019</b>	<b>2018</b>
Violent Offenses	59	70	70
Alcohol Offenses	7	15	14
Drug Offenses	9	17	33
<b>Juvenile Status Offenses</b>			
School Truancy	89	163	163
Absent from Home	33	32	23
Beyond Parental Control	14	16	23
Injurious Behavior	142	188	176
Child Abuse	35	36	43
Child Neglect	292	285	196
Child Custody Issues	14	14	7
<b>JUVENILE COURT PLACEMENTS</b>	<b>2020</b>	<b>2019</b>	<b>2018</b>
Total Out-of-Home Placements	111	133	137
<b>Conditions Present at Removal</b> <sup>4</sup>			
Parental Alcohol Use	6	8	9
Parental Drug Use	30	51	59
Parental Alcohol and Drug Use	2	1	4
<b>CRIMINAL JUSTICE</b>	<b>FY 2021</b>	<b>FY 2020</b>	<b>FY 2019</b>
Drug Treatment Court Participants	120	113	99
Probation/Parole Admissions--Drug	267	332	439
Probation/Parole Admissions--DWI	29		19
Prison Admissions--Drug	143	160	227
Prison Admissions--DWI	10	12	8
<b>EMPLOYMENT</b>	<b>2020</b>	<b>2019</b>	<b>2018</b>
Labor Force	35,977	36,004	36,610
Employed	34,319	34,773	35,408
Unemployed	1,658	1,231	1,202
Unemployment Rate	4.6%	3.4%	3.3%

<sup>1</sup> Multi-county Kansas City hepatitis and TB case reports are included in Jackson County totals and all Joplin case reports are included in Jasper County totals.

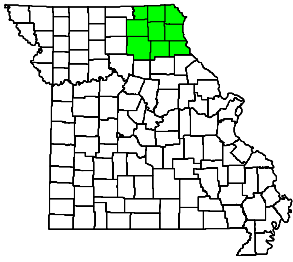
<sup>2</sup> Hospital counts for alcohol, drug, and mental disorders are based on diagnosis codes determined by the national Healthcare Cost and Utilization Program. Individuals are counted only once in each applicable diagnosis group regardless of number of times receiving hospital services in the calendar year.

<sup>3</sup> In 2019 the National Incident Based Reporting System replaced the Uniform Crime Reporting system for Missouri crime and arrest reports. 2019 crime data might not be fully comparable to crime data in prior years.

<sup>4</sup> DSS Children's Division reports do not capture reasons for removal but document conditions present. There are often multiple conditions and factors considered when a child is placed out of the home. Only the substance use conditions are included in this profile.



# SUBSTANCE USE SERVICE AREA 14



<b>PLANNING AREA</b>	Central
<b>SERVICE AREAS</b>	
Substance Use	14
Mental Health	Not Applicable
<b>POPULATION</b>	
Census 2010	107,082
April 2020 Estimate	104,821

	2020	2019	2018
<b>BIRTHS AND DEATHS</b>			
Resident Births	1,196	1,276	1,312
Resident Deaths	1,375	1,202	1,195
COVID-19	109		
Suicide	18	13	31
Homicide	1	3	3
Alcohol Induced Deaths	10	5	9
Drug Induced Deaths	17	13	11
Smoking Attributable Deaths	214	184	197
<b>DISEASE INCIDENCE</b> <sup>1</sup>			
HIV Newly Diagnosed Cases	1	2	2
Hepatitis B Chronic, Acute, and Prenatal	3	2	8
Hepatitis C Chronic and Acute	38	40	56
Tuberculosis Infection Cases	36	28	28
<b>HOSPITAL</b> <sup>2</sup>			
<b>Alcohol Disorder Principal Diagnosis</b>			
Emergency Room, then Discharged	134	189	227
Emergency Room, then Admitted	22	25	17
Admitted without Emergency Room	31	37	31
<b>Alcohol Related (Secondary Diagnosis)</b>			
Emergency Room, then Discharged	130	144	189
Emergency Room, then Admitted	117	159	154
Admitted without Emergency Room	166	176	227
<b>Drug Disorder Principal Diagnosis</b>			
Emergency Room, then Discharged	97	80	106
Emergency Room, then Admitted	26	16	13
Admitted without Emergency Room	12	21	23
<b>Drug Related (Secondary Diagnosis)</b>			
Emergency Room, then Discharged	146	152	227
Emergency Room, then Admitted	160	161	173
Admitted without Emergency Room	241	238	258
<b>Mental Disorder Principal Diagnosis</b>			
Emergency Room, then Discharged	578	731	606
Emergency Room, then Admitted	145	182	134
Admitted without Emergency Room	316	408	302
<b>Mental Related (Secondary Diagnosis)</b>			
Emergency Room, then Discharged	1,517	1,743	1,241
Emergency Room, then Admitted	699	1,130	927
Admitted without Emergency Room	1,195	2,273	2,015

	2021	2020	2019
<b>ALCOHOL SALES OUTLETS</b>			
Alcohol On-premise Drink Licenses	140	141	145
Alcohol Package Carry-out Licenses	130	136	134

	2020	2019	2018
<b>IMPAIRED DRIVING</b>			
<b>Alcohol Involved Crashes</b>	84	91	92
Fatal Crashes	3	3	3
Injury Crashes	38	30	36
Property Damage Crashes	43	58	53
Crash Fatalities	3	4	3
Crash Injuries	48	40	45
<b>Drug Involved Crashes</b>	23	17	24
Fatal Crashes	1	0	2
Injury Crashes	13	10	10
Property Damage Crashes	9	7	12
Crash Fatalities	1	0	2
Crash Injuries	19	10	14

	2020	2019	2018
<b>POLICE REPORTS</b> <sup>3</sup>			
DUI Arrests, DWI Tracking System	361	379	392
Liquor Law Arrests	19	109	139
Drug Arrests	518	610	995
Violent Offenses	256	242	241
Domestic Violence Reports	819	864	860
Property Offenses	2,389	2,444	2,380

	2020-21	2019-20	2018-19
<b>SCHOOL REPORTS</b>			
Enrollment Grades K-12	20,940	14,415	14,532
School Discipline Involving Alcohol	0	3	6
School Discipline Involving Drugs	6	15	19
School Discipline Involving Tobacco	0	1	1
Enrollment Grades 9-12	4,515	4,393	4,382
Dropouts	34	15	35

	2020	2019	2018
<b>JUVENILE COURT REFERRALS</b>			
Violent Offenses	38	61	64
Alcohol Offenses	11	13	20
Drug Offenses	11	20	22
<b>Juvenile Status Offenses</b>			
School Truancy	92	148	148
Absent from Home	9	13	20
Beyond Parental Control	85	98	108
Injurious Behavior	140	213	217
Child Abuse	31	27	62
Child Neglect	207	325	309
Child Custody Issues	2	11	7

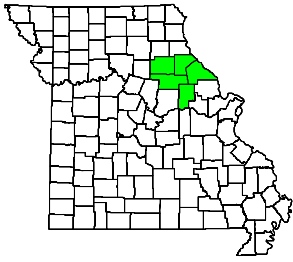
	2020	2019	2018
<b>JUVENILE COURT PLACEMENTS</b>			
Total Out-of-Home Placements	174	246	258
<b>Conditions Present at Removal</b> <sup>4</sup>			
Parental Alcohol Use	12	7	15
Parental Drug Use	83	114	135
Parental Alcohol and Drug Use	5	5	4

	FY 2021	FY 2020	FY 2019
<b>CRIMINAL JUSTICE</b>			
Drug Treatment Court Participants	130	144	163
Probation/Parole Admissions--Drug	291	348	495
Probation/Parole Admissions--DWI	11		16
Prison Admissions--Drug	118	162	206
Prison Admissions--DWI	3	1	6

	2020	2019	2018
<b>EMPLOYMENT</b>			
Labor Force	49,113	49,818	50,366
Employed	46,726	48,126	48,755
Unemployed	2,387	1,692	1,611
Unemployment Rate	4.9%	3.4%	3.2%

1	Multi-county Kansas City hepatitis and TB case reports are included in Jackson County totals and all Joplin case reports are included in Jasper County totals.
2	Hospital counts for alcohol, drug, and mental disorders are based on diagnosis codes determined by the national Healthcare Cost and Utilization Program. Individuals are counted only once in each applicable diagnosis group regardless of number of times receiving hospital services in the calendar year.
3	In 2019 the National Incident Based Reporting System replaced the Uniform Crime Reporting system for Missouri crime and arrest reports. 2019 crime data might not be fully comparable to crime data in prior years.
4	DSS Children's Division reports do not capture reasons for removal but document conditions present. There are often multiple conditions and factors considered when a child is placed out of the home. Only the substance use conditions are included in this profile.

# SUBSTANCE USE SERVICE AREA 15



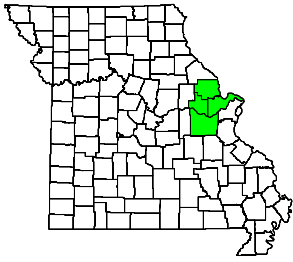
<b>PLANNING AREA</b>	Central
<b>SERVICE AREAS</b>	
Substance Use	15
Mental Health	Not Applicable
<b>POPULATION</b>	
Census 2010	75,288
April 2020 Estimate	72,652

<b>BIRTHS AND DEATHS</b>	2020	2019	2018
Resident Births	802	802	876
Resident Deaths	1,087	921	862
COVID-19	109		
Suicide	16	18	16
Homicide	2	2	0
Alcohol Induced Deaths	3	1	2
Drug Induced Deaths	13	18	9
Smoking Attributable Deaths	167	153	159
<b>DISEASE INCIDENCE</b> <sup>1</sup>	2020	2019	2018
HIV Newly Diagnosed Cases	1	2	3
Hepatitis B Chronic, Acute, and Prenatal	3	4	5
Hepatitis C Chronic and Acute	216	84	72
Tuberculosis Infection Cases	8	11	11
<b>HOSPITAL</b> <sup>2</sup>	2019	2018	2017
<b>Alcohol Disorder Principal Diagnosis</b>			
Emergency Room, then Discharged	96	97	91
Emergency Room, then Admitted	19	40	23
Admitted without Emergency Room	18	25	13
<b>Alcohol Related (Secondary Diagnosis)</b>			
Emergency Room, then Discharged	136	177	140
Emergency Room, then Admitted	145	195	169
Admitted without Emergency Room	103	112	108
<b>Drug Disorder Principal Diagnosis</b>			
Emergency Room, then Discharged	89	105	92
Emergency Room, then Admitted	18	25	15
Admitted without Emergency Room	18	26	29
<b>Drug Related (Secondary Diagnosis)</b>			
Emergency Room, then Discharged	181	194	222
Emergency Room, then Admitted	183	241	203
Admitted without Emergency Room	185	240	216
<b>Mental Disorder Principal Diagnosis</b>			
Emergency Room, then Discharged	555	626	495
Emergency Room, then Admitted	244	321	223
Admitted without Emergency Room	220	372	208
<b>Mental Related (Secondary Diagnosis)</b>			
Emergency Room, then Discharged	1,158	1,962	3,201
Emergency Room, then Admitted	831	1,547	1,180
Admitted without Emergency Room	735	1,248	1,028

1	Multi-county Kansas City hepatitis and TB case reports are included in Jackson County totals and all Joplin case reports are included in Jasper County totals.
2	Hospital counts for alcohol, drug, and mental disorders are based on diagnosis codes determined by the national Healthcare Cost and Utilization Program. Individuals are counted only once in each applicable diagnosis group regardless of number of times receiving hospital services in the calendar year.
3	In 2019 the National Incident Based Reporting System replaced the Uniform Crime Reporting system for Missouri crime and arrest reports. 2019 crime data might not be fully comparable to crime data in prior years.
4	DSS Children's Division reports do not capture reasons for removal but document conditions present. There are often multiple conditions and factors considered when a child is placed out of the home. Only the substance use conditions are included in this profile.

<b>ALCOHOL SALES OUTLETS</b>	2021	2020	2019
Alcohol On-premise Drink Licenses	91	89	92
Alcohol Package Carry-out Licenses	93	94	94
<b>IMPAIRED DRIVING</b>	2020	2019	2018
<b>Alcohol Involved Crashes</b>	70	58	57
Fatal Crashes	4	0	2
Injury Crashes	36	21	30
Property Damage Crashes	30	37	25
Crash Fatalities	4	0	3
Crash Injuries	48	28	41
<b>Drug Involved Crashes</b>	26	10	13
Fatal Crashes	3	1	1
Injury Crashes	13	8	3
Property Damage Crashes	10	1	9
Crash Fatalities	3	1	1
Crash Injuries	17	14	7
<b>POLICE REPORTS</b> <sup>3</sup>	2020	2019	2018
DUI Arrests, DWI Tracking System	219	215	269
Liquor Law Arrests	0	12	40
Drug Arrests	298	471	565
Violent Offenses	145	123	138
Domestic Violence Reports	710	707	783
Property Offenses	958	1,068	886
<b>SCHOOL REPORTS</b>	2020-21	2019-20	2018-19
Enrollment Grades K-12	9,055	9,310	9,256
School Discipline Involving Alcohol	0	1	4
School Discipline Involving Drugs	5	8	25
School Discipline Involving Tobacco	0	0	1
Enrollment Grades 9-12	2,935	2,953	2,948
Dropouts	66	21	31
<b>JUVENILE COURT REFERRALS</b>	2020	2019	2018
Violent Offenses	34	42	59
Alcohol Offenses	3	5	3
Drug Offenses	11	7	20
<b>Juvenile Status Offenses</b>			
School Truancy	20	61	61
Absent from Home	22	19	23
Beyond Parental Control	25	28	35
Injurious Behavior	85	83	99
Child Abuse	13	52	26
Child Neglect	89	108	77
Child Custody Issues	3	5	17
<b>JUVENILE COURT PLACEMENTS</b>	2020	2019	2018
Total Out-of-Home Placements	77	80	83
<b>Conditions Present at Removal</b> <sup>4</sup>			
Parental Alcohol Use	0	3	14
Parental Drug Use	42	21	30
Parental Alcohol and Drug Use	2	1	5
<b>CRIMINAL JUSTICE</b>	FY 2021	FY 2020	FY 2019
Drug Treatment Court Participants	58	59	60
Probation/Parole Admissions--Drug	212	247	343
Probation/Parole Admissions--DWI	15		7
Prison Admissions--Drug	86	98	131
Prison Admissions--DWI	4	5	5
<b>EMPLOYMENT</b>	2020	2019	2018
Labor Force	33,054	33,461	33,749
Employed	31,269	32,314	32,675
Unemployed	1,785	1,147	1,074
Unemployment Rate	5.4%	3.4%	3.2%

# SUBSTANCE USE SERVICE AREA 16



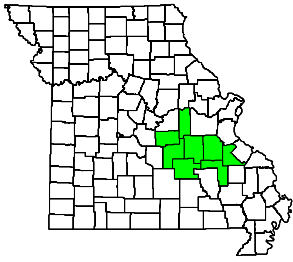
<b>PLANNING AREA</b>	Eastern
<b>SERVICE AREAS</b>	
Substance Use	16
Mental Health	Not Applicable
<b>POPULATION</b>	
Census 2010	547,056
April 2020 Estimate	607,386

<b>BIRTHS AND DEATHS</b>	<b>2020</b>	<b>2019</b>	<b>2018</b>
Resident Births	6,291	6,767	6,729
Resident Deaths	6,006	5,090	5,046
COVID-19	598		
Suicide	109	92	100
Homicide	17	19	21
Alcohol Induced Deaths	62	42	39
Drug Induced Deaths	207	181	200
Smoking Attributable Deaths	807	786	789
<b>DISEASE INCIDENCE</b> <sup>1</sup>	<b>2020</b>	<b>2019</b>	<b>2018</b>
HIV Newly Diagnosed Cases	12	13	25
Hepatitis B Chronic, Acute, and Prenatal	18	31	29
Hepatitis C Chronic and Acute	197	261	278
Tuberculosis Infection Cases	104	66	66
<b>HOSPITAL</b> <sup>2</sup>	<b>2019</b>	<b>2018</b>	<b>2017</b>
<b>Alcohol Disorder Principal Diagnosis</b>			
Emergency Room, then Discharged	1,048	1,153	1,118
Emergency Room, then Admitted	285	434	386
Admitted without Emergency Room	390	458	417
<b>Alcohol Related (Secondary Diagnosis)</b>			
Emergency Room, then Discharged	1,307	1,338	1,160
Emergency Room, then Admitted	1,803	2,456	2,534
Admitted without Emergency Room	1,232	1,257	1,207
<b>Drug Disorder Principal Diagnosis</b>			
Emergency Room, then Discharged	1,051	1,156	1,252
Emergency Room, then Admitted	162	208	249
Admitted without Emergency Room	302	392	426
<b>Drug Related (Secondary Diagnosis)</b>			
Emergency Room, then Discharged	2,019	1,745	1,765
Emergency Room, then Admitted	1,876	2,766	3,026
Admitted without Emergency Room	1,842	1,938	2,106
<b>Mental Disorder Principal Diagnosis</b>			
Emergency Room, then Discharged	4,122	4,887	3,764
Emergency Room, then Admitted	2,327	3,938	2,958
Admitted without Emergency Room	2,184	3,148	2,003
<b>Mental Related (Secondary Diagnosis)</b>			
Emergency Room, then Discharged	9,978	25,775	20,274
Emergency Room, then Admitted	7,703	14,960	13,692
Admitted without Emergency Room	5,623	8,984	8,434

1	Multi-county Kansas City hepatitis and TB case reports are included in Jackson County totals and all Joplin case reports are included in Jasper County totals.
2	Hospital counts for alcohol, drug, and mental disorders are based on diagnosis codes determined by the national Healthcare Cost and Utilization Program. Individuals are counted only once in each applicable diagnosis group regardless of number of times receiving hospital services in the calendar year.
3	In 2019 the National Incident Based Reporting System replaced the Uniform Crime Reporting system for Missouri crime and arrest reports. 2019 crime data might not be fully comparable to crime data in prior years.
4	DSS Children's Division reports do not capture reasons for removal but document conditions present. There are often multiple conditions and factors considered when a child is placed out of the home. Only the substance use conditions are included in this profile.

<b>ALCOHOL SALES OUTLETS</b>	<b>2021</b>	<b>2020</b>	<b>2019</b>
Alcohol On-premise Drink Licenses	769	746	741
Alcohol Package Carry-out Licenses	422	413	401
<b>IMPAIRED DRIVING</b>	<b>2020</b>	<b>2019</b>	<b>2018</b>
<b>Alcohol Involved Crashes</b>	514	507	524
Fatal Crashes	10	17	9
Injury Crashes	168	155	166
Property Damage Crashes	336	335	349
Crash Fatalities	10	17	10
Crash Injuries	227	228	229
<b>Drug Involved Crashes</b>	162	113	143
Fatal Crashes	10	12	6
Injury Crashes	65	41	49
Property Damage Crashes	87	60	88
Crash Fatalities	13	13	9
Crash Injuries	99	71	86
<b>POLICE REPORTS</b> <sup>3</sup>	<b>2020</b>	<b>2019</b>	<b>2018</b>
DUI Arrests, DWI Tracking System	1,776	2,106	2,334
Liquor Law Arrests	77	149	168
Drug Arrests	1,962	2,394	2,819
Violent Offenses	1,207	1,142	1,136
Domestic Violence Reports	3,708	3,867	2,978
Property Offenses	7,982	7,054	8,427
<b>SCHOOL REPORTS</b>	<b>2020-21</b>	<b>2019-20</b>	<b>2018-19</b>
Enrollment Grades K-12	85,945	87,329	86,906
School Discipline Involving Alcohol	13	32	65
School Discipline Involving Drugs	143	182	250
School Discipline Involving Tobacco	0	6	24
Enrollment Grades 9-12	27,810	27,604	27,290
Dropouts	352	192	243
<b>JUVENILE COURT REFERRALS</b>	<b>2020</b>	<b>2019</b>	<b>2018</b>
Violent Offenses	330	450	394
Alcohol Offenses	40	47	40
Drug Offenses	94	183	163
<b>Juvenile Status Offenses</b>			
School Truancy	289	403	403
Absent from Home	249	318	276
Beyond Parental Control	23	28	37
Injurious Behavior	165	256	281
Child Abuse	51	48	39
Child Neglect	507	615	585
Child Custody Issues	40	85	64
<b>JUVENILE COURT PLACEMENTS</b>	<b>2020</b>	<b>2019</b>	<b>2018</b>
Total Out-of-Home Placements	334	346	350
<b>Conditions Present at Removal</b> <sup>4</sup>			
Parental Alcohol Use	15	17	13
Parental Drug Use	183	180	211
Parental Alcohol and Drug Use	13	15	6
<b>CRIMINAL JUSTICE</b>	<b>FY 2021</b>	<b>FY 2020</b>	<b>FY 2019</b>
Drug Treatment Court Participants	464	438	419
Probation/Parole Admissions--Drug	802	892	1,187
Probation/Parole Admissions--DWI	153		114
Prison Admissions--Drug	241	291	448
Prison Admissions--DWI	39	34	51
<b>EMPLOYMENT</b>	<b>2020</b>	<b>2019</b>	<b>2018</b>
Labor Force	324,112	326,730	319,161
Employed	306,258	317,759	310,523
Unemployed	17,854	8,971	8,638
Unemployment Rate	5.5%	2.7%	2.7%

# SUBSTANCE USE SERVICE AREA 17



<b>PLANNING AREA</b>	Southeast
<b>SERVICE AREAS</b>	
Substance Use	17
Mental Health	Not Applicable
<b>POPULATION</b>	
Census 2010	211,091
April 2020 Estimate	208,182

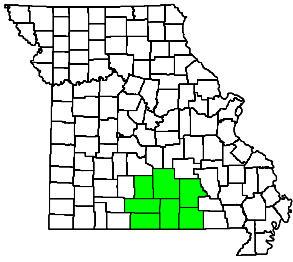
<b>BIRTHS AND DEATHS</b>	<b>2020</b>	<b>2019</b>	<b>2018</b>
Resident Births	2,065	2,107	2,238
Resident Deaths	3,173	2,614	2,449
COVID-19	337		
Suicide	38	42	50
Homicide	22	16	5
Alcohol Induced Deaths	21	14	17
Drug Induced Deaths	96	85	58
Smoking Attributable Deaths	475	482	468
<b>DISEASE INCIDENCE</b> <sup>1</sup>	<b>2020</b>	<b>2019</b>	<b>2018</b>
HIV Newly Diagnosed Cases	3	7	1
Hepatitis B Chronic, Acute, and Prenatal	8	21	27
Hepatitis C Chronic and Acute	517	395	294
Tuberculosis Infection Cases	57	46	46
<b>HOSPITAL</b> <sup>2</sup>	<b>2019</b>	<b>2018</b>	<b>2017</b>
<b>Alcohol Disorder Principal Diagnosis</b>			
Emergency Room, then Discharged	431	514	507
Emergency Room, then Admitted	75	117	109
Admitted without Emergency Room	89	140	108
<b>Alcohol Related (Secondary Diagnosis)</b>			
Emergency Room, then Discharged	552	585	568
Emergency Room, then Admitted	545	686	635
Admitted without Emergency Room	483	579	579
<b>Drug Disorder Principal Diagnosis</b>			
Emergency Room, then Discharged	602	611	552
Emergency Room, then Admitted	70	88	90
Admitted without Emergency Room	173	172	244
<b>Drug Related (Secondary Diagnosis)</b>			
Emergency Room, then Discharged	1,628	1,249	1,153
Emergency Room, then Admitted	827	926	897
Admitted without Emergency Room	837	1,016	1,175
<b>Mental Disorder Principal Diagnosis</b>			
Emergency Room, then Discharged	1,977	2,448	1,944
Emergency Room, then Admitted	774	1,135	766
Admitted without Emergency Room	971	1,679	987
<b>Mental Related (Secondary Diagnosis)</b>			
Emergency Room, then Discharged	6,994	13,726	8,102
Emergency Room, then Admitted	2,707	5,575	4,443
Admitted without Emergency Room	2,723	5,296	4,543

1	Multi-county Kansas City hepatitis and TB case reports are included in Jackson County totals and all Joplin case reports are included in Jasper County totals.
2	Hospital counts for alcohol, drug, and mental disorders are based on diagnosis codes determined by the national Healthcare Cost and Utilization Program. Individuals are counted only once in each applicable diagnosis group regardless of number of times receiving hospital services in the calendar year.
3	In 2019 the National Incident Based Reporting System replaced the Uniform Crime Reporting system for Missouri crime and arrest reports. 2019 crime data might not be fully comparable to crime data in prior years.
4	DSS Children's Division reports do not capture reasons for removal but document conditions present. There are often multiple conditions and factors considered when a child is placed out of the home. Only the substance use conditions are included in this profile.

<b>ALCOHOL SALES OUTLETS</b>	<b>2021</b>	<b>2020</b>	<b>2019</b>
Alcohol On-premise Drink Licenses	261	250	258
Alcohol Package Carry-out Licenses	216	209	212
<b>IMPAIRED DRIVING</b>	<b>2020</b>	<b>2019</b>	<b>2018</b>
<b>Alcohol Involved Crashes</b>	213	153	186
Fatal Crashes	8	9	3
Injury Crashes	89	61	75
Property Damage Crashes	116	83	108
Crash Fatalities	8	9	6
Crash Injuries	119	93	111
<b>Drug Involved Crashes</b>	62	50	49
Fatal Crashes	3	3	5
Injury Crashes	25	21	24
Property Damage Crashes	34	26	20
Crash Fatalities	3	3	5
Crash Injuries	33	27	42
<b>POLICE REPORTS</b> <sup>3</sup>	<b>2020</b>	<b>2019</b>	<b>2018</b>
DUI Arrests, DWI Tracking System	739	669	742
Liquor Law Arrests	40	47	54
Drug Arrests	1,083	1,397	1,722
Violent Offenses	575	579	536
Domestic Violence Reports	1,570	1,035	869
Property Offenses	4,642	5,217	4,661
<b>SCHOOL REPORTS</b>	<b>2020-21</b>	<b>2019-20</b>	<b>2018-19</b>
Enrollment Grades K-12	30,243	30,789	30,955
School Discipline Involving Alcohol	0	30	29
School Discipline Involving Drugs	29	37	34
School Discipline Involving Tobacco	0	5	3
Enrollment Grades 9-12	9,660	9,513	9,526
Dropouts	118	73	91
<b>JUVENILE COURT REFERRALS</b>	<b>2020</b>	<b>2019</b>	<b>2018</b>
Violent Offenses	117	289	281
Alcohol Offenses	18	13	21
Drug Offenses	17	37	43
<b>Juvenile Status Offenses</b>			
School Truancy	96	199	199
Absent from Home	39	57	48
Beyond Parental Control	86	104	175
Injurious Behavior	264	479	288
Child Abuse	105	104	102
Child Neglect	551	612	437
Child Custody Issues	14	15	27
<b>JUVENILE COURT PLACEMENTS</b>	<b>2020</b>	<b>2019</b>	<b>2018</b>
Total Out-of-Home Placements	397	494	433
<b>Conditions Present at Removal</b> <sup>4</sup>			
Parental Alcohol Use	5	18	18
Parental Drug Use	189	245	188
Parental Alcohol and Drug Use	20	13	7
<b>CRIMINAL JUSTICE</b>	<b>FY 2021</b>	<b>FY 2020</b>	<b>FY 2019</b>
Drug Treatment Court Participants	211	201	190
Probation/Parole Admissions--Drug	758	849	1,050
Probation/Parole Admissions--DWI	59		45
Prison Admissions--Drug	323	344	418
Prison Admissions--DWI	15	21	20
<b>EMPLOYMENT</b>	<b>2020</b>	<b>2019</b>	<b>2018</b>
Labor Force	88,551	89,105	88,572
Employed	83,154	85,807	85,370
Unemployed	5,397	3,298	3,202
Unemployment Rate	6.1%	3.7%	3.6%



# SUBSTANCE USE SERVICE AREA 18



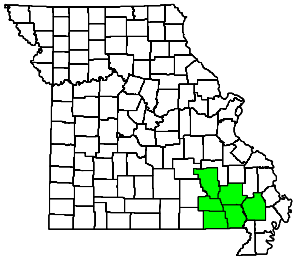
**PLANNING AREA** Southeast  
**SERVICE AREAS**  
 Substance Use 18  
 Mental Health Not Applicable  
**POPULATION**  
 Census 2010 127,952  
 April 2020 Estimate 124,740

<b>BIRTHS AND DEATHS</b>	<b>2020</b>	<b>2019</b>	<b>2018</b>
Resident Births	1,339	1,380	1,483
Resident Deaths	1,935	1,669	1,727
COVID-19	183		
Suicide	22	27	32
Homicide	14	4	8
Alcohol Induced Deaths	18	15	10
Drug Induced Deaths	24	19	15
Smoking Attributable Deaths	294	298	337
<b>DISEASE INCIDENCE</b> <sup>1</sup>	<b>2020</b>	<b>2019</b>	<b>2018</b>
HIV Newly Diagnosed Cases	2	1	3
Hepatitis B Chronic, Acute, and Prenatal	7	20	2
Hepatitis C Chronic and Acute	121	156	107
Tuberculosis Infection Cases	19	10	10
<b>HOSPITAL</b> <sup>2</sup>	<b>2019</b>	<b>2018</b>	<b>2017</b>
<b>Alcohol Disorder Principal Diagnosis</b>			
Emergency Room, then Discharged	226	229	211
Emergency Room, then Admitted	52	85	75
Admitted without Emergency Room	72	142	125
<b>Alcohol Related (Secondary Diagnosis)</b>			
Emergency Room, then Discharged	223	245	320
Emergency Room, then Admitted	158	182	232
Admitted without Emergency Room	413	535	419
<b>Drug Disorder Principal Diagnosis</b>			
Emergency Room, then Discharged	164	178	163
Emergency Room, then Admitted	23	35	21
Admitted without Emergency Room	121	157	121
<b>Drug Related (Secondary Diagnosis)</b>			
Emergency Room, then Discharged	326	393	413
Emergency Room, then Admitted	211	245	267
Admitted without Emergency Room	623	739	674
<b>Mental Disorder Principal Diagnosis</b>			
Emergency Room, then Discharged	748	897	640
Emergency Room, then Admitted	143	198	143
Admitted without Emergency Room	727	1,146	864
<b>Mental Related (Secondary Diagnosis)</b>			
Emergency Room, then Discharged	1,217	3,522	1,756
Emergency Room, then Admitted	945	1,856	1,453
Admitted without Emergency Room	1,989	3,179	3,078

1	Multi-county Kansas City hepatitis and TB case reports are included in Jackson County totals and all Joplin case reports are included in Jasper County totals.
2	Hospital counts for alcohol, drug, and mental disorders are based on diagnosis codes determined by the national Healthcare Cost and Utilization Program. Individuals are counted only once in each applicable diagnosis group regardless of number of times receiving hospital services in the calendar year.
3	In 2019 the National Incident Based Reporting System replaced the Uniform Crime Reporting system for Missouri crime and arrest reports. 2019 crime data might not be fully comparable to crime data in prior years.
4	DSS Children's Division reports do not capture reasons for removal but document conditions present. There are often multiple conditions and factors considered when a child is placed out of the home. Only the substance use conditions are included in this profile.

<b>ALCOHOL SALES OUTLETS</b>	<b>2021</b>	<b>2020</b>	<b>2019</b>
Alcohol On-premise Drink Licenses	86	87	88
Alcohol Package Carry-out Licenses	149	146	140
<b>IMPAIRED DRIVING</b>	<b>2020</b>	<b>2019</b>	<b>2018</b>
<b>Alcohol Involved Crashes</b>	130	104	124
Fatal Crashes	7	4	11
Injury Crashes	54	42	53
Property Damage Crashes	69	58	60
Crash Fatalities	7	4	11
Crash Injuries	76	54	78
<b>Drug Involved Crashes</b>	33	15	28
Fatal Crashes	5	0	3
Injury Crashes	9	8	12
Property Damage Crashes	19	7	13
Crash Fatalities	5	0	3
Crash Injuries	18	12	18
<b>POLICE REPORTS</b> <sup>3</sup>	<b>2020</b>	<b>2019</b>	<b>2018</b>
DUI Arrests, DWI Tracking System	457	459	466
Liquor Law Arrests	11	66	90
Drug Arrests	765	887	1,229
Violent Offenses	313	344	330
Domestic Violence Reports	520	697	541
Property Offenses	1,826	2,060	1,965
<b>SCHOOL REPORTS</b>	<b>2020-21</b>	<b>2019-20</b>	<b>2018-19</b>
Enrollment Grades K-12	18,189	18,691	18,724
School Discipline Involving Alcohol	0	20	8
School Discipline Involving Drugs	0	22	30
School Discipline Involving Tobacco	0	3	6
Enrollment Grades 9-12	5,783	5,674	5,656
Dropouts	33	5	14
<b>JUVENILE COURT REFERRALS</b>	<b>2020</b>	<b>2019</b>	<b>2018</b>
Violent Offenses	35	51	53
Alcohol Offenses	15	18	19
Drug Offenses	22	22	21
<b>Juvenile Status Offenses</b>			
School Truancy	90	103	103
Absent from Home	38	27	35
Beyond Parental Control	39	59	74
Injurious Behavior	108	192	171
Child Abuse	79	85	96
Child Neglect	223	446	422
Child Custody Issues	118	134	95
<b>JUVENILE COURT PLACEMENTS</b>	<b>2020</b>	<b>2019</b>	<b>2018</b>
Total Out-of-Home Placements	199	287	256
<b>Conditions Present at Removal</b> <sup>4</sup>			
Parental Alcohol Use	5	11	9
Parental Drug Use	81	106	141
Parental Alcohol and Drug Use	5	13	7
<b>CRIMINAL JUSTICE</b>	<b>FY 2021</b>	<b>FY 2020</b>	<b>FY 2019</b>
Drug Treatment Court Participants	113	159	156
Probation/Parole Admissions--Drug	349	432	548
Probation/Parole Admissions--DWI	27		19
Prison Admissions--Drug	141	134	201
Prison Admissions--DWI	9	7	10
<b>EMPLOYMENT</b>	<b>2020</b>	<b>2019</b>	<b>2018</b>
Labor Force	48,438	48,773	48,311
Employed	45,158	46,513	46,246
Unemployed	3,280	2,260	2,065
Unemployment Rate	6.8%	4.6%	4.3%

# SUBSTANCE USE SERVICE AREA 19



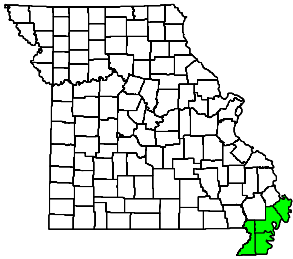
<b>PLANNING AREA</b>	Southeast
<b>SERVICE AREAS</b>	
Substance Use	19
Mental Health	Not Applicable
<b>POPULATION</b>	
Census 2010	113,344
April 2020 Estimate	109,437

<b>BIRTHS AND DEATHS</b>	<b>2020</b>	<b>2019</b>	<b>2018</b>
Resident Births	1,316	1,318	1,283
Resident Deaths	1,772	1,490	1,609
COVID-19	151		
Suicide	20	20	23
Homicide	8	6	14
Alcohol Induced Deaths	9	10	12
Drug Induced Deaths	27	16	32
Smoking Attributable Deaths	310	268	322
<b>DISEASE INCIDENCE</b> <sup>1</sup>	<b>2020</b>	<b>2019</b>	<b>2018</b>
HIV Newly Diagnosed Cases	4	1	5
Hepatitis B Chronic, Acute, and Prenatal	5	7	8
Hepatitis C Chronic and Acute	80	113	119
Tuberculosis Infection Cases	22	8	8
<b>HOSPITAL</b> <sup>2</sup>	<b>2019</b>	<b>2018</b>	<b>2017</b>
<b>Alcohol Disorder Principal Diagnosis</b>			
Emergency Room, then Discharged	206	194	185
Emergency Room, then Admitted	53	60	58
Admitted without Emergency Room	36	51	56
<b>Alcohol Related (Secondary Diagnosis)</b>			
Emergency Room, then Discharged	263	321	330
Emergency Room, then Admitted	320	374	366
Admitted without Emergency Room	269	298	350
<b>Drug Disorder Principal Diagnosis</b>			
Emergency Room, then Discharged	296	302	265
Emergency Room, then Admitted	130	173	92
Admitted without Emergency Room	67	86	55
<b>Drug Related (Secondary Diagnosis)</b>			
Emergency Room, then Discharged	578	616	561
Emergency Room, then Admitted	557	656	683
Admitted without Emergency Room	447	563	577
<b>Mental Disorder Principal Diagnosis</b>			
Emergency Room, then Discharged	1,144	1,422	1,090
Emergency Room, then Admitted	428	714	609
Admitted without Emergency Room	445	887	541
<b>Mental Related (Secondary Diagnosis)</b>			
Emergency Room, then Discharged	4,295	6,977	4,482
Emergency Room, then Admitted	1,327	2,603	2,481
Admitted without Emergency Room	1,466	3,185	2,969

<b>ALCOHOL SALES OUTLETS</b>	<b>2021</b>	<b>2020</b>	<b>2019</b>
Alcohol On-premise Drink Licenses	117	113	128
Alcohol Package Carry-out Licenses	160	155	155
<b>IMPAIRED DRIVING</b>	<b>2020</b>	<b>2019</b>	<b>2018</b>
<b>Alcohol Involved Crashes</b>	104	96	90
Fatal Crashes	2	3	1
Injury Crashes	47	39	37
Property Damage Crashes	55	54	52
Crash Fatalities	2	3	1
Crash Injuries	76	52	52
<b>Drug Involved Crashes</b>	30	28	38
Fatal Crashes	0	5	2
Injury Crashes	15	10	17
Property Damage Crashes	15	13	19
Crash Fatalities	0	5	2
Crash Injuries	20	15	21
<b>POLICE REPORTS</b> <sup>3</sup>	<b>2020</b>	<b>2019</b>	<b>2018</b>
DUI Arrests, DWI Tracking System	305	351	361
Liquor Law Arrests	0	7	41
Drug Arrests	394	460	828
Violent Offenses	290	430	373
Domestic Violence Reports	1,052	923	931
Property Offenses	2,694	2,696	2,832
<b>SCHOOL REPORTS</b>	<b>2020-21</b>	<b>2019-20</b>	<b>2018-19</b>
Enrollment Grades K-12	16,689	17,127	17,197
School Discipline Involving Alcohol	6	9	8
School Discipline Involving Drugs	18	25	38
School Discipline Involving Tobacco	0	4	12
Enrollment Grades 9-12	5,027	5,052	5,052
Dropouts	75	51	51
<b>JUVENILE COURT REFERRALS</b>	<b>2020</b>	<b>2019</b>	<b>2018</b>
Violent Offenses	102	165	195
Alcohol Offenses	4	8	9
Drug Offenses	22	28	30
<b>Juvenile Status Offenses</b>			
School Truancy	48	85	85
Absent from Home	54	68	55
Beyond Parental Control	39	47	69
Injurious Behavior	31	39	39
Child Abuse	19	41	85
Child Neglect	353	568	494
Child Custody Issues	97	84	218
<b>JUVENILE COURT PLACEMENTS</b>	<b>2020</b>	<b>2019</b>	<b>2018</b>
Total Out-of-Home Placements	305	418	385
<b>Conditions Present at Removal</b> <sup>4</sup>			
Parental Alcohol Use	5	9	13
Parental Drug Use	189	240	200
Parental Alcohol and Drug Use	7	25	5
<b>CRIMINAL JUSTICE</b>	<b>FY 2021</b>	<b>FY 2020</b>	<b>FY 2019</b>
Drug Treatment Court Participants	168	160	160
Probation/Parole Admissions--Drug	467	569	701
Probation/Parole Admissions--DWI	18		16
Prison Admissions--Drug	207	235	291
Prison Admissions--DWI	9	8	4
<b>EMPLOYMENT</b>	<b>2020</b>	<b>2019</b>	<b>2018</b>
Labor Force	46,939	46,968	47,220
Employed	43,965	44,751	45,061
Unemployed	2,974	2,217	2,159
Unemployment Rate	6.3%	4.7%	4.6%

1	Multi-county Kansas City hepatitis and TB case reports are included in Jackson County totals and all Joplin case reports are included in Jasper County totals.
2	Hospital counts for alcohol, drug, and mental disorders are based on diagnosis codes determined by the national Healthcare Cost and Utilization Program. Individuals are counted only once in each applicable diagnosis group regardless of number of times receiving hospital services in the calendar year.
3	In 2019 the National Incident Based Reporting System replaced the Uniform Crime Reporting system for Missouri crime and arrest reports. 2019 crime data might not be fully comparable to crime data in prior years.
4	DSS Children's Division reports do not capture reasons for removal but document conditions present. There are often multiple conditions and factors considered when a child is placed out of the home. Only the substance use conditions are included in this profile.

# SUBSTANCE USE SERVICE AREA 20



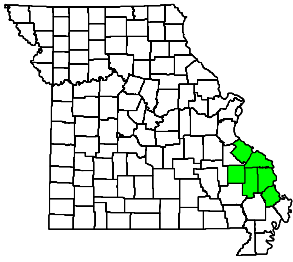
<b>PLANNING AREA</b>	Southeast
<b>SERVICE AREAS</b>	
Substance Use	20
Mental Health	Not Applicable
<b>POPULATION</b>	
Census 2010	83,563
April 2020 Estimate	73,862

<b>BIRTHS AND DEATHS</b>	2020	2019	2018
Resident Births	949	998	965
Resident Deaths	1,417	1,061	1,183
COVID-19	148		
Suicide	9	19	19
Homicide	20	9	8
Alcohol Induced Deaths	10	7	7
Drug Induced Deaths	18	7	20
Smoking Attributable Deaths	250	221	221
<b>DISEASE INCIDENCE</b> <sup>1</sup>	2020	2019	2018
HIV Newly Diagnosed Cases	1	2	3
Hepatitis B Chronic, Acute, and Prenatal	0	6	3
Hepatitis C Chronic and Acute	54	86	80
Tuberculosis Infection Cases	12	10	10
<b>HOSPITAL</b> <sup>2</sup>	2019	2018	2017
<b>Alcohol Disorder Principal Diagnosis</b>			
Emergency Room, then Discharged	90	70	97
Emergency Room, then Admitted	10	24	26
Admitted without Emergency Room	36	34	31
<b>Alcohol Related (Secondary Diagnosis)</b>			
Emergency Room, then Discharged	129	205	195
Emergency Room, then Admitted	84	99	153
Admitted without Emergency Room	213	244	312
<b>Drug Disorder Principal Diagnosis</b>			
Emergency Room, then Discharged	161	156	133
Emergency Room, then Admitted	38	68	80
Admitted without Emergency Room	88	87	110
<b>Drug Related (Secondary Diagnosis)</b>			
Emergency Room, then Discharged	391	441	337
Emergency Room, then Admitted	157	201	324
Admitted without Emergency Room	426	551	623
<b>Mental Disorder Principal Diagnosis</b>			
Emergency Room, then Discharged	664	878	784
Emergency Room, then Admitted	113	237	277
Admitted without Emergency Room	544	944	604
<b>Mental Related (Secondary Diagnosis)</b>			
Emergency Room, then Discharged	1,662	3,749	1,807
Emergency Room, then Admitted	453	1,060	1,622
Admitted without Emergency Room	1,513	2,987	2,776

1	Multi-county Kansas City hepatitis and TB case reports are included in Jackson County totals and all Joplin case reports are included in Jasper County totals.
2	Hospital counts for alcohol, drug, and mental disorders are based on diagnosis codes determined by the national Healthcare Cost and Utilization Program. Individuals are counted only once in each applicable diagnosis group regardless of number of times receiving hospital services in the calendar year.
3	In 2019 the National Incident Based Reporting System replaced the Uniform Crime Reporting system for Missouri crime and arrest reports. 2019 crime data might not be fully comparable to crime data in prior years.
4	DSS Children's Division reports do not capture reasons for removal but document conditions present. There are often multiple conditions and factors considered when a child is placed out of the home. Only the substance use conditions are included in this profile.

<b>ALCOHOL SALES OUTLETS</b>	2021	2020	2019
Alcohol On-premise Drink Licenses	56	58	61
Alcohol Package Carry-out Licenses	118	112	113
<b>IMPAIRED DRIVING</b>	2020	2019	2018
<b>Alcohol Involved Crashes</b>	58	45	65
Fatal Crashes	3	2	4
Injury Crashes	19	21	32
Property Damage Crashes	36	22	29
Crash Fatalities	4	2	4
Crash Injuries	23	31	45
<b>Drug Involved Crashes</b>	15	19	15
Fatal Crashes	4	2	0
Injury Crashes	3	9	8
Property Damage Crashes	8	8	7
Crash Fatalities	5	2	0
Crash Injuries	5	16	9
<b>POLICE REPORTS</b> <sup>3</sup>	2020	2019	2018
DUI Arrests, DWI Tracking System	227	324	312
Liquor Law Arrests	2	12	20
Drug Arrests	276	380	566
Violent Offenses	418	385	330
Domestic Violence Reports	670	806	612
Property Offenses	1,499	1,735	1,862
<b>SCHOOL REPORTS</b>	2020-21	2019-20	2018-19
Enrollment Grades K-12	11,950	12,240	12,463
School Discipline Involving Alcohol	0	3	1
School Discipline Involving Drugs	0	5	9
School Discipline Involving Tobacco	0	2	0
Enrollment Grades 9-12	3,558	3,557	3,577
Dropouts	34	17	35
<b>JUVENILE COURT REFERRALS</b>	2020	2019	2018
Violent Offenses	65	89	48
Alcohol Offenses	2	1	9
Drug Offenses	21	25	37
<b>Juvenile Status Offenses</b>			
School Truancy	100	95	95
Absent from Home	13	32	29
Beyond Parental Control	80	97	145
Injurious Behavior	89	167	249
Child Abuse	35	71	75
Child Neglect	325	561	563
Child Custody Issues	5	0	1
<b>JUVENILE COURT PLACEMENTS</b>	2020	2019	2018
Total Out-of-Home Placements	191	276	282
<b>Conditions Present at Removal</b> <sup>4</sup>			
Parental Alcohol Use	0	7	7
Parental Drug Use	128	140	195
Parental Alcohol and Drug Use	0	0	4
<b>CRIMINAL JUSTICE</b>	FY 2021	FY 2020	FY 2019
Drug Treatment Court Participants	116	138	176
Probation/Parole Admissions--Drug	333	425	557
Probation/Parole Admissions--DWI	24		21
Prison Admissions--Drug	112	174	232
Prison Admissions--DWI	6	17	7
<b>EMPLOYMENT</b>	2020	2019	2018
Labor Force	32,017	31,990	32,434
Employed	29,875	30,434	30,805
Unemployed	2,142	1,556	1,629
Unemployment Rate	6.7%	4.9%	5.0%

# SUBSTANCE USE SERVICE AREA 21



<b>PLANNING AREA</b>	Southeast
<b>SERVICE AREAS</b>	
Substance Use	21
Mental Health	Not Applicable
<b>POPULATION</b>	
Census 2010	176,570
April 2020 Estimate	179,142

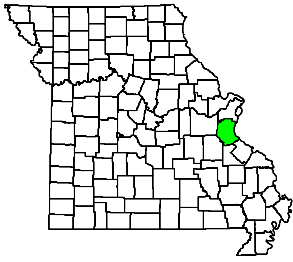
<b>BIRTHS AND DEATHS</b>	2020	2019	2018
Resident Births	2,077	2,018	2,183
Resident Deaths	2,502	1,940	2,044
COVID-19	242		
Suicide	42	32	41
Homicide	8	9	11
Alcohol Induced Deaths	13	8	13
Drug Induced Deaths	48	40	40
Smoking Attributable Deaths	358	345	352
<b>DISEASE INCIDENCE</b> <sup>1</sup>	2020	2019	2018
HIV Newly Diagnosed Cases	10	10	4
Hepatitis B Chronic, Acute, and Prenatal	9	9	10
Hepatitis C Chronic and Acute	80	88	99
Tuberculosis Infection Cases	39	13	13
<b>HOSPITAL</b> <sup>2</sup>	2019	2018	2017
<b>Alcohol Disorder Principal Diagnosis</b>			
Emergency Room, then Discharged	326	336	294
Emergency Room, then Admitted	33	79	70
Admitted without Emergency Room	67	104	90
<b>Alcohol Related (Secondary Diagnosis)</b>			
Emergency Room, then Discharged	453	539	475
Emergency Room, then Admitted	149	226	391
Admitted without Emergency Room	436	511	584
<b>Drug Disorder Principal Diagnosis</b>			
Emergency Room, then Discharged	457	400	380
Emergency Room, then Admitted	33	30	37
Admitted without Emergency Room	134	98	95
<b>Drug Related (Secondary Diagnosis)</b>			
Emergency Room, then Discharged	1,485	1,020	784
Emergency Room, then Admitted	233	329	438
Admitted without Emergency Room	700	872	956
<b>Mental Disorder Principal Diagnosis</b>			
Emergency Room, then Discharged	1,631	2,158	1,734
Emergency Room, then Admitted	183	272	278
Admitted without Emergency Room	790	1,197	773
<b>Mental Related (Secondary Diagnosis)</b>			
Emergency Room, then Discharged	7,002	12,720	7,402
Emergency Room, then Admitted	760	2,190	2,060
Admitted without Emergency Room	2,631	5,708	4,640

1	Multi-county Kansas City hepatitis and TB case reports are included in Jackson County totals and all Joplin case reports are included in Jasper County totals.
2	Hospital counts for alcohol, drug, and mental disorders are based on diagnosis codes determined by the national Healthcare Cost and Utilization Program. Individuals are counted only once in each applicable diagnosis group regardless of number of times receiving hospital services in the calendar year.
3	In 2019 the National Incident Based Reporting System replaced the Uniform Crime Reporting system for Missouri crime and arrest reports. 2019 crime data might not be fully comparable to crime data in prior years.
4	DSS Children's Division reports do not capture reasons for removal but document conditions present. There are often multiple conditions and factors considered when a child is placed out of the home. Only the substance use conditions are included in this profile.

<b>ALCOHOL SALES OUTLETS</b>	2021	2020	2019
Alcohol On-premise Drink Licenses	279	266	265
Alcohol Package Carry-out Licenses	185	180	177
<b>IMPAIRED DRIVING</b>	2020	2019	2018
<b>Alcohol Involved Crashes</b>	183	139	139
Fatal Crashes	3	2	3
Injury Crashes	54	52	41
Property Damage Crashes	126	85	95
Crash Fatalities	3	1	3
Crash Injuries	76	71	47
<b>Drug Involved Crashes</b>	31	42	38
Fatal Crashes	0	3	2
Injury Crashes	13	17	12
Property Damage Crashes	18	22	24
Crash Fatalities	0	3	2
Crash Injuries	19	27	16
<b>POLICE REPORTS</b> <sup>3</sup>	2020	2019	2018
DUI Arrests, DWI Tracking System	550	577	574
Liquor Law Arrests	15	73	90
Drug Arrests	818	878	1,009
Violent Offenses	830	637	705
Domestic Violence Reports	1,288	1,431	1,501
Property Offenses	3,019	3,436	3,624
<b>SCHOOL REPORTS</b>	2020-21	2019-20	2018-19
Enrollment Grades K-12	24,242	24,610	24,526
School Discipline Involving Alcohol	0	1	14
School Discipline Involving Drugs	31	29	46
School Discipline Involving Tobacco	5	11	14
Enrollment Grades 9-12	7,584	7,384	7,366
Dropouts	116	54	113
<b>JUVENILE COURT REFERRALS</b>	2020	2019	2018
Violent Offenses	106	177	228
Alcohol Offenses	11	10	9
Drug Offenses	29	32	46
<b>Juvenile Status Offenses</b>			
School Truancy	131	354	354
Absent from Home	65	72	62
Beyond Parental Control	57	44	70
Injurious Behavior	102	77	130
Child Abuse	45	64	56
Child Neglect	298	403	391
Child Custody Issues	9	15	15
<b>JUVENILE COURT PLACEMENTS</b>	2020	2019	2018
Total Out-of-Home Placements	249	332	308
<b>Conditions Present at Removal</b> <sup>4</sup>			
Parental Alcohol Use	6	1	10
Parental Drug Use	159	194	186
Parental Alcohol and Drug Use	10	8	6
<b>CRIMINAL JUSTICE</b>	FY 2021	FY 2020	FY 2019
Drug Treatment Court Participants	173	168	167
Probation/Parole Admissions--Drug	515	727	869
Probation/Parole Admissions--DWI	27		18
Prison Admissions--Drug	228	253	357
Prison Admissions--DWI	10	17	14
<b>EMPLOYMENT</b>	2020	2019	2018
Labor Force	90,154	91,081	90,355
Employed	85,336	88,263	87,682
Unemployed	4,818	2,818	2,673
Unemployment Rate	5.3%	3.1%	3.0%



# SUBSTANCE USE SERVICE AREA 22



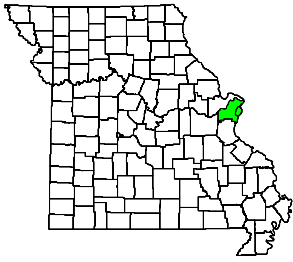
**PLANNING AREA** Eastern  
**SERVICE AREAS**  
 Substance Use 22  
 Mental Health Not Applicable  
**POPULATION**  
 Census 2010 218,733  
 April 2020 Estimate 226,543

	2020	2019	2018
<b>BIRTHS AND DEATHS</b>			
Resident Births	2,387	2,507	2,547
Resident Deaths	2,469	2,175	2,181
COVID-19	200		
Suicide	65	55	60
Homicide	9	11	10
Alcohol Induced Deaths	35	24	17
Drug Induced Deaths	115	103	122
Smoking Attributable Deaths	370	371	376
<b>DISEASE INCIDENCE</b> <sup>1</sup>	<b>2020</b>	<b>2019</b>	<b>2018</b>
HIV Newly Diagnosed Cases	5	9	3
Hepatitis B Chronic, Acute, and Prenatal	11	14	3
Hepatitis C Chronic and Acute	108	142	167
Tuberculosis Infection Cases	29	17	17
<b>HOSPITAL</b> <sup>2</sup>	<b>2019</b>	<b>2018</b>	<b>2017</b>
<b>Alcohol Disorder Principal Diagnosis</b>			
Emergency Room, then Discharged	278	400	356
Emergency Room, then Admitted	81	147	160
Admitted without Emergency Room	58	79	78
<b>Alcohol Related (Secondary Diagnosis)</b>			
Emergency Room, then Discharged	255	352	301
Emergency Room, then Admitted	760	946	971
Admitted without Emergency Room	231	266	246
<b>Drug Disorder Principal Diagnosis</b>			
Emergency Room, then Discharged	467	632	588
Emergency Room, then Admitted	94	99	129
Admitted without Emergency Room	111	131	148
<b>Drug Related (Secondary Diagnosis)</b>			
Emergency Room, then Discharged	642	759	690
Emergency Room, then Admitted	1,050	1,631	1,498
Admitted without Emergency Room	507	598	573
<b>Mental Disorder Principal Diagnosis</b>			
Emergency Room, then Discharged	1,531	1,861	1,190
Emergency Room, then Admitted	1,181	2,069	1,409
Admitted without Emergency Room	440	780	449
<b>Mental Related (Secondary Diagnosis)</b>			
Emergency Room, then Discharged	2,026	7,292	7,190
Emergency Room, then Admitted	3,744	6,493	5,613
Admitted without Emergency Room	1,919	2,841	2,545

1	Multi-county Kansas City hepatitis and TB case reports are included in Jackson County totals and all Joplin case reports are included in Jasper County totals.
2	Hospital counts for alcohol, drug, and mental disorders are based on diagnosis codes determined by the national Healthcare Cost and Utilization Program. Individuals are counted only once in each applicable diagnosis group regardless of number of times receiving hospital services in the calendar year.
3	In 2019 the National Incident Based Reporting System replaced the Uniform Crime Reporting system for Missouri crime and arrest reports. 2019 crime data might not be fully comparable to crime data in prior years.
4	DSS Children's Division reports do not capture reasons for removal but document conditions present. There are often multiple conditions and factors considered when a child is placed out of the home. Only the substance use conditions are included in this profile.

<b>ALCOHOL SALES OUTLETS</b>	<b>2021</b>	<b>2020</b>	<b>2019</b>
Alcohol On-premise Drink Licenses	178	178	182
Alcohol Package Carry-out Licenses	151	146	147
<b>IMPAIRED DRIVING</b>	<b>2020</b>	<b>2019</b>	<b>2018</b>
<b>Alcohol Involved Crashes</b>	191	184	197
Fatal Crashes	8	8	7
Injury Crashes	73	63	73
Property Damage Crashes	110	113	117
Crash Fatalities	8	8	9
Crash Injuries	106	99	85
<b>Drug Involved Crashes</b>	77	85	52
Fatal Crashes	9	12	9
Injury Crashes	30	26	19
Property Damage Crashes	38	47	24
Crash Fatalities	10	12	11
Crash Injuries	51	43	39
<b>POLICE REPORTS</b> <sup>3</sup>	<b>2020</b>	<b>2019</b>	<b>2018</b>
DUI Arrests, DWI Tracking System	684	766	751
Liquor Law Arrests	14	83	99
Drug Arrests	707	1,138	1,182
Violent Offenses	726	583	485
Domestic Violence Reports	1,451	1,287	1,275
Property Offenses	3,787	4,279	3,919
<b>SCHOOL REPORTS</b>	<b>2020-21</b>	<b>2019-20</b>	<b>2018-19</b>
Enrollment Grades K-12	32,598	33,217	33,336
School Discipline Involving Alcohol	0	13	35
School Discipline Involving Drugs	46	81	146
School Discipline Involving Tobacco	0	0	2
Enrollment Grades 9-12	10,456	10,283	10,256
Dropouts	217	113	158
<b>JUVENILE COURT REFERRALS</b>	<b>2020</b>	<b>2019</b>	<b>2018</b>
Violent Offenses	204	277	326
Alcohol Offenses	14	32	49
Drug Offenses	36	85	86
<b>Juvenile Status Offenses</b>			
School Truancy	95	177	177
Absent from Home	88	121	122
Beyond Parental Control	67	108	89
Injurious Behavior	61	134	80
Child Abuse	110	99	147
Child Neglect	212	227	322
Child Custody Issues	88	77	81
<b>JUVENILE COURT PLACEMENTS</b>	<b>2020</b>	<b>2019</b>	<b>2018</b>
Total Out-of-Home Placements	278	266	345
<b>Conditions Present at Removal</b> <sup>4</sup>			
Parental Alcohol Use	2	7	39
Parental Drug Use	168	162	226
Parental Alcohol and Drug Use	13	9	11
<b>CRIMINAL JUSTICE</b>	<b>FY 2021</b>	<b>FY 2020</b>	<b>FY 2019</b>
Drug Treatment Court Participants	60	67	72
Probation/Parole Admissions--Drug	493	550	556
Probation/Parole Admissions--DWI	56		58
Prison Admissions--Drug	167	178	236
Prison Admissions--DWI	10	13	21
<b>EMPLOYMENT</b>	<b>2020</b>	<b>2019</b>	<b>2018</b>
Labor Force	116,774	118,177	116,200
Employed	109,655	114,498	112,580
Unemployed	7,119	3,679	3,620
Unemployment Rate	6.1%	3.1%	3.1%

# SUBSTANCE USE SERV. AREAS 23-25



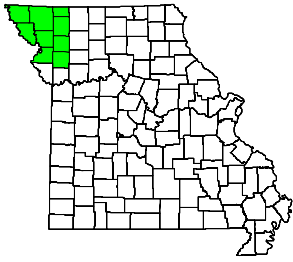
<b>PLANNING AREA</b>	Eastern
<b>SERVICE AREAS</b>	
Substance Use	23-25 (SL)
Mental Health	Not Applicable
<b>POPULATION</b>	
Census 2010	1,318,248
April 2020 Estimate	1,291,665

<b>BIRTHS AND DEATHS</b>	<b>2020</b>	<b>2019</b>	<b>2018</b>
Resident Births	14,367	15,338	15,496
Resident Deaths	16,168	13,335	13,911
COVID-19	1,695		
Suicide	180	189	193
Homicide	382	292	296
Alcohol Induced Deaths	169	127	124
Drug Induced Deaths	710	590	588
Smoking Attributable Deaths	1,774	1,769	1,858
<b>DISEASE INCIDENCE</b> <sup>1</sup>	<b>2020</b>	<b>2019</b>	<b>2018</b>
HIV Newly Diagnosed Cases	156	212	181
Hepatitis B Chronic, Acute, and Prenatal	162	190	212
Hepatitis C Chronic and Acute	668	946	1,068
Tuberculosis Infection Cases	629	640	640
<b>HOSPITAL</b> <sup>2</sup>	<b>2019</b>	<b>2018</b>	<b>2017</b>
<b>Alcohol Disorder Principal Diagnosis</b>			
Emergency Room, then Discharged	3,001	3,678	4,005
Emergency Room, then Admitted	884	1,386	1,460
Admitted without Emergency Room	633	703	678
<b>Alcohol Related (Secondary Diagnosis)</b>			
Emergency Room, then Discharged	3,342	3,725	4,019
Emergency Room, then Admitted	4,809	7,045	8,018
Admitted without Emergency Room	2,045	2,310	2,220
<b>Drug Disorder Principal Diagnosis</b>			
Emergency Room, then Discharged	3,117	3,845	3,860
Emergency Room, then Admitted	800	930	951
Admitted without Emergency Room	786	1,079	1,175
<b>Drug Related (Secondary Diagnosis)</b>			
Emergency Room, then Discharged	8,479	7,885	8,784
Emergency Room, then Admitted	6,819	10,236	11,515
Admitted without Emergency Room	3,925	4,834	4,826
<b>Mental Disorder Principal Diagnosis</b>			
Emergency Room, then Discharged	9,505	12,741	8,861
Emergency Room, then Admitted	6,229	10,714	7,455
Admitted without Emergency Room	3,070	5,710	3,386
<b>Mental Related (Secondary Diagnosis)</b>			
Emergency Room, then Discharged	23,823	39,509	34,518
Emergency Room, then Admitted	18,887	38,993	35,979
Admitted without Emergency Room	11,364	16,653	14,881

1	Multi-county Kansas City hepatitis and TB case reports are included in Jackson County totals and all Joplin case reports are included in Jasper County totals.
2	Hospital counts for alcohol, drug, and mental disorders are based on diagnosis codes determined by the national Healthcare Cost and Utilization Program. Individuals are counted only once in each applicable diagnosis group regardless of number of times receiving hospital services in the calendar year.
3	In 2019 the National Incident Based Reporting System replaced the Uniform Crime Reporting system for Missouri crime and arrest reports. 2019 crime data might not be fully comparable to crime data in prior years.
4	DSS Children's Division reports do not capture reasons for removal but document conditions present. There are often multiple conditions and factors considered when a child is placed out of the home. Only the substance use conditions are included in this profile.

<b>ALCOHOL SALES OUTLETS</b>	<b>2021</b>	<b>2020</b>	<b>2019</b>
Alcohol On-premise Drink Licenses	2,006	1,936	2,054
Alcohol Package Carry-out Licenses	819	804	811
<b>IMPAIRED DRIVING</b>	<b>2020</b>	<b>2019</b>	<b>2018</b>
<b>Alcohol Involved Crashes</b>	637	768	747
Fatal Crashes	16	14	8
Injury Crashes	247	264	260
Property Damage Crashes	374	490	479
Crash Fatalities	16	15	9
Crash Injuries	335	413	388
<b>Drug Involved Crashes</b>	222	201	220
Fatal Crashes	15	11	9
Injury Crashes	111	91	97
Property Damage Crashes	96	99	114
Crash Fatalities	19	12	13
Crash Injuries	158	156	132
<b>POLICE REPORTS</b> <sup>3</sup>	<b>2020</b>	<b>2019</b>	<b>2018</b>
DUI Arrests, DWI Tracking System	2,055	2,666	2,987
Liquor Law Arrests	134	529	695
Drug Arrests	4,731	7,311	8,765
Violent Offenses	10,292	9,403	9,056
Domestic Violence Reports	7,007	6,667	6,190
Property Offenses	39,973	42,438	40,815
<b>SCHOOL REPORTS</b>	<b>2020-21</b>	<b>2019-20</b>	<b>2018-19</b>
Enrollment Grades K-12	162,698	168,811	168,624
School Discipline Involving Alcohol	0	41	27
School Discipline Involving Drugs	54	300	325
School Discipline Involving Tobacco	0	11	12
Enrollment Grades 9-12	50,941	50,442	50,789
Dropouts	916	993	1,387
<b>JUVENILE COURT REFERRALS</b>	<b>2020</b>	<b>2019</b>	<b>2018</b>
Violent Offenses	645	1,089	1,074
Alcohol Offenses	23	31	34
Drug Offenses	164	257	258
<b>Juvenile Status Offenses</b>			
School Truancy	308	514	514
Absent from Home	753	883	1,004
Beyond Parental Control	25	109	124
Injurious Behavior	38	67	58
Child Abuse	303	336	347
Child Neglect	1,053	1,177	1,124
Child Custody Issues	230	222	319
<b>JUVENILE COURT PLACEMENTS</b>	<b>2020</b>	<b>2019</b>	<b>2018</b>
Total Out-of-Home Placements	678	757	717
<b>Conditions Present at Removal</b> <sup>4</sup>			
Parental Alcohol Use	19	21	13
Parental Drug Use	221	230	200
Parental Alcohol and Drug Use	9	5	4
<b>CRIMINAL JUSTICE</b>	<b>FY 2021</b>	<b>FY 2020</b>	<b>FY 2019</b>
Drug Treatment Court Participants	659	888	984
Probation/Parole Admissions--Drug	604	1,100	2,000
Probation/Parole Admissions--DWI	62		98
Prison Admissions--Drug	171	249	468
Prison Admissions--DWI	7	12	15
<b>EMPLOYMENT</b>	<b>2020</b>	<b>2019</b>	<b>2018</b>
Labor Force	677,013	686,151	678,803
Employed	631,235	663,833	657,124
Unemployed	45,778	22,318	21,679
Unemployment Rate	6.8%	3.3%	3.2%

# MENTAL HEALTH SERVICE AREA 1



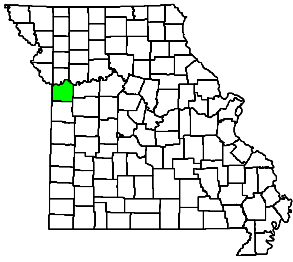
**PLANNING AREA** Northwest  
**SERVICE AREAS**  
 Substance Use Not Applicable  
 Mental Health 1  
**POPULATION**  
 Census 2010  
 April 2020 Estimate 175,121

	2020	2019	2018
<b>BIRTHS AND DEATHS</b>			
Resident Births	1,991	1,994	2,042
Resident Deaths	2,325	1,868	1,996
COVID-19	252		
Suicide	41	24	44
Homicide	11	6	8
Alcohol Induced Deaths	16	20	15
Drug Induced Deaths	38	20	22
Smoking Attributable Deaths	327	321	333
<b>DISEASE INCIDENCE</b> <sup>1</sup>	<b>2020</b>	<b>2019</b>	<b>2018</b>
HIV Newly Diagnosed Cases	4	9	6
Hepatitis B Chronic, Acute, and Prenatal	7	10	20
Hepatitis C Chronic and Acute	412	238	182
Tuberculosis Infection Cases	26	32	32
<b>HOSPITAL</b> <sup>2</sup>	<b>2019</b>	<b>2018</b>	<b>2017</b>
<b>Alcohol Disorder Principal Diagnosis</b>			
Emergency Room, then Discharged	300	399	409
Emergency Room, then Admitted	96	130	114
Admitted without Emergency Room	29	38	28
<b>Alcohol Related (Secondary Diagnosis)</b>			
Emergency Room, then Discharged	464	529	580
Emergency Room, then Admitted	537	874	950
Admitted without Emergency Room	219	287	168
<b>Drug Disorder Principal Diagnosis</b>			
Emergency Room, then Discharged	260	242	280
Emergency Room, then Admitted	124	205	120
Admitted without Emergency Room	29	28	30
<b>Drug Related (Secondary Diagnosis)</b>			
Emergency Room, then Discharged	1,281	1,537	1,401
Emergency Room, then Admitted	833	1,372	1,513
Admitted without Emergency Room	417	373	345
<b>Mental Disorder Principal Diagnosis</b>			
Emergency Room, then Discharged	1,155	1,376	1,228
Emergency Room, then Admitted	898	1,600	1,249
Admitted without Emergency Room	539	929	424
<b>Mental Related (Secondary Diagnosis)</b>			
Emergency Room, then Discharged	6,357	10,535	7,132
Emergency Room, then Admitted	2,263	5,263	5,065
Admitted without Emergency Room	1,557	2,655	2,226

1	Multi-county Kansas City hepatitis and TB case reports are included in Jackson County totals and all Joplin case reports are included in Jasper County totals.
2	Hospital counts for alcohol, drug, and mental disorders are based on diagnosis codes determined by the national Healthcare Cost and Utilization Program. Individuals are counted only once in each applicable diagnosis group regardless of number of times receiving hospital services in the calendar year.
3	In 2019 the National Incident Based Reporting System replaced the Uniform Crime Reporting system for Missouri crime and arrest reports. 2019 crime data might not be fully comparable to crime data in prior years.
4	DSS Children's Division reports do not capture reasons for removal but document conditions present. There are often multiple conditions and factors considered when a child is placed out of the home. Only the substance use conditions are included in this profile.

<b>ALCOHOL SALES OUTLETS</b>	<b>2021</b>	<b>2020</b>	<b>2019</b>
Alcohol On-premise Drink Licenses	212	202	203
Alcohol Package Carry-out Licenses	200	188	186
<b>IMPAIRED DRIVING</b>	<b>2020</b>	<b>2019</b>	<b>2018</b>
<b>Alcohol Involved Crashes</b>	179	158	162
Fatal Crashes	4	5	4
Injury Crashes	81	54	69
Property Damage Crashes	94	99	89
Crash Fatalities	5	5	4
Crash Injuries	121	78	93
<b>Drug Involved Crashes</b>	54	48	42
Fatal Crashes	1	1	3
Injury Crashes	31	27	20
Property Damage Crashes	22	20	19
Crash Fatalities	1	1	3
Crash Injuries	41	45	38
<b>POLICE REPORTS</b> <sup>3</sup>	<b>2020</b>	<b>2019</b>	<b>2018</b>
DUI Arrests, DWI Tracking System	743	665	603
Liquor Law Arrests	113	217	282
Drug Arrests	540	717	924
Violent Offenses	561	578	643
Domestic Violence Reports	2,866	1,676	1,861
Property Offenses	4,875	5,371	5,010
<b>SCHOOL REPORTS</b>	<b>2020-21</b>	<b>2019-20</b>	<b>2018-19</b>
Enrollment Grades K-12	24,271	24,775	25,050
School Discipline Involving Alcohol	0	8	17
School Discipline Involving Drugs	34	51	64
School Discipline Involving Tobacco	0	1	1
Enrollment Grades 9-12	7,513	8,952	9,015
Dropouts	266	96	172
<b>JUVENILE COURT REFERRALS</b>	<b>2020</b>	<b>2019</b>	<b>2018</b>
Violent Offenses	113	140	134
Alcohol Offenses	5	20	7
Drug Offenses	11	41	52
<b>Juvenile Status Offenses</b>			
School Truancy	194	103	103
Absent from Home	179	232	147
Beyond Parental Control	168	236	204
Injurious Behavior	94	162	168
Child Abuse	111	126	92
Child Neglect	381	349	357
Child Custody Issues	0	0	0
<b>JUVENILE COURT PLACEMENTS</b>	<b>2020</b>	<b>2019</b>	<b>2018</b>
Total Out-of-Home Placements	164	181	164
<b>Conditions Present at Removal</b> <sup>4</sup>			
Parental Alcohol Use	4	0	10
Parental Drug Use	68	92	81
Parental Alcohol and Drug Use	3	2	7
<b>CRIMINAL JUSTICE</b>	<b>FY 2021</b>	<b>FY 2020</b>	<b>FY 2019</b>
Drug Treatment Court Participants	291	305	313
Probation/Parole Admissions--Drug	414	543	634
Probation/Parole Admissions--DWI	43		28
Prison Admissions--Drug	201	228	294
Prison Admissions--DWI	19	18	10
<b>EMPLOYMENT</b>	<b>2020</b>	<b>2019</b>	<b>2018</b>
Labor Force	89,560	90,791	90,778
Employed	85,320	88,055	88,142
Unemployed	4,240	2,736	2,636
Unemployment Rate	4.7%	3.0%	2.9%

# MENTAL HEALTH SERVICE AREAS 2-5



**PLANNING AREA** Northwest  
**SERVICE AREAS**  
 Substance Use Not Applicable  
 Mental Health 2, 3, 4, 5  
**POPULATION**  
 Census 2010  
 April 2020 Estimate 705,925

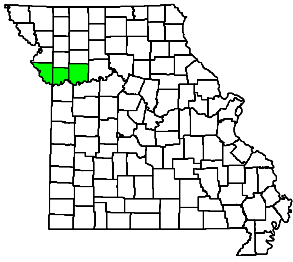
	2020	2019	2018
<b>BIRTHS AND DEATHS</b>			
Resident Births	8,789	8,850	9,075
Resident Deaths	7,537	6,467	6,366
COVID-19	514		
Suicide	137	141	150
Homicide	178	160	152
Alcohol Induced Deaths	149	94	84
Drug Induced Deaths	181	153	145
Smoking Attributable Deaths	967	920	934
<b>DISEASE INCIDENCE</b> <sup>1</sup>	<b>2020</b>	<b>2019</b>	<b>2018</b>
HIV Newly Diagnosed Cases	91	100	107
Hepatitis B Chronic, Acute, and Prenatal	92	123	121
Hepatitis C Chronic and Acute	461	711	746
Tuberculosis Infection Cases	329	362	362
<b>HOSPITAL</b> <sup>2</sup>	<b>2019</b>	<b>2018</b>	<b>2017</b>
<b>Alcohol Disorder Principal Diagnosis</b>			
Emergency Room, then Discharged	2,848	4,210	4,809
Emergency Room, then Admitted	320	560	611
Admitted without Emergency Room	730	1,248	1,090
<b>Alcohol Related (Secondary Diagnosis)</b>			
Emergency Room, then Discharged	2,717	3,070	10,392
Emergency Room, then Admitted	1,322	2,247	2,530
Admitted without Emergency Room	2,959	3,548	4,036
<b>Drug Disorder Principal Diagnosis</b>			
Emergency Room, then Discharged	2,603	2,362	2,328
Emergency Room, then Admitted	106	191	225
Admitted without Emergency Room	579	703	683
<b>Drug Related (Secondary Diagnosis)</b>			
Emergency Room, then Discharged	3,495	3,665	5,522
Emergency Room, then Admitted	2,260	2,880	2,862
Admitted without Emergency Room	5,372	6,128	5,959
<b>Mental Disorder Principal Diagnosis</b>			
Emergency Room, then Discharged	5,396	6,419	5,429
Emergency Room, then Admitted	240	709	595
Admitted without Emergency Room	5,101	7,931	5,071
<b>Mental Related (Secondary Diagnosis)</b>			
Emergency Room, then Discharged	13,896	18,534	12,683
Emergency Room, then Admitted	5,600	13,604	11,465
Admitted without Emergency Room	11,326	17,882	19,107

1	Multi-county Kansas City hepatitis and TB case reports are included in Jackson County totals and all Joplin case reports are included in Jasper County totals.
2	Hospital counts for alcohol, drug, and mental disorders are based on diagnosis codes determined by the national Healthcare Cost and Utilization Program. Individuals are counted only once in each applicable diagnosis group regardless of number of times receiving hospital services in the calendar year.
3	In 2019 the National Incident Based Reporting System replaced the Uniform Crime Reporting system for Missouri crime and arrest reports. 2019 crime data might not be fully comparable to crime data in prior years.
4	DSS Children's Division reports do not capture reasons for removal but document conditions present. There are often multiple conditions and factors considered when a child is placed out of the home. Only the substance use conditions are included in this profile.

<b>ALCOHOL SALES OUTLETS</b>	<b>2021</b>	<b>2020</b>	<b>2019</b>
Alcohol On-premise Drink Licenses	948	914	943
Alcohol Package Carry-out Licenses	504	479	482
<b>IMPAIRED DRIVING</b>	<b>2020</b>	<b>2019</b>	<b>2018</b>
<b>Alcohol Involved Crashes</b>	770	696	605
Fatal Crashes	26	7	3
Injury Crashes	304	288	238
Property Damage Crashes	440	401	364
Crash Fatalities	29	7	3
Crash Injuries	468	444	355
<b>Drug Involved Crashes</b>	223	165	150
Fatal Crashes	12	1	3
Injury Crashes	109	97	56
Property Damage Crashes	102	67	91
Crash Fatalities	14	1	3
Crash Injuries	180	172	82
<b>POLICE REPORTS</b> <sup>3</sup>	<b>2020</b>	<b>2019</b>	<b>2018</b>
DUI Arrests, DWI Tracking System	1,787	2,375	2,736
Liquor Law Arrests	116	222	293
Drug Arrests	1,892	2,790	3,735
Violent Offenses	9,543	8,705	9,051
Domestic Violence Reports	16,371	9,800	9,192
Property Offenses	32,876	31,291	34,731
<b>SCHOOL REPORTS</b>	<b>2020-21</b>	<b>2019-20</b>	<b>2018-19</b>
Enrollment Grades K-12	102,728	105,355	105,538
School Discipline Involving Alcohol	0	36	36
School Discipline Involving Drugs	59	255	246
School Discipline Involving Tobacco	15	18	79
Enrollment Grades 9-12	30,519	30,105	29,921
Dropouts	579	594	873
<b>JUVENILE COURT REFERRALS</b>	<b>2020</b>	<b>2019</b>	<b>2018</b>
Violent Offenses	305	399	427
Alcohol Offenses	1	4	9
Drug Offenses	28	67	61
<b>Juvenile Status Offenses</b>			
School Truancy	0	2	2
Absent from Home	31	33	37
Beyond Parental Control	4	2	8
Injurious Behavior	14	23	18
Child Abuse	285	509	355
Child Neglect	874	924	1,069
Child Custody Issues	259	401	291
<b>JUVENILE COURT PLACEMENTS</b>	<b>2020</b>	<b>2019</b>	<b>2018</b>
Total Out-of-Home Placements	750	877	948
<b>Conditions Present at Removal</b> <sup>4</sup>			
Parental Alcohol Use	17	18	39
Parental Drug Use	321	320	442
Parental Alcohol and Drug Use	16	24	22
<b>CRIMINAL JUSTICE</b>	<b>FY 2021</b>	<b>FY 2020</b>	<b>FY 2019</b>
Drug Treatment Court Participants	1,615	1,629	1,625
Probation/Parole Admissions--Drug	358	529	599
Probation/Parole Admissions--DWI	73		75
Prison Admissions--Drug	41	59	94
Prison Admissions--DWI	17	16	15
<b>EMPLOYMENT</b>	<b>2020</b>	<b>2019</b>	<b>2018</b>
Labor Force	360,213	363,539	363,146
Employed	334,471	350,008	349,588
Unemployed	25,742	13,531	13,558
Unemployment Rate	7.1%	3.7%	3.7%



# MENTAL HEALTH SERVICE AREA 6



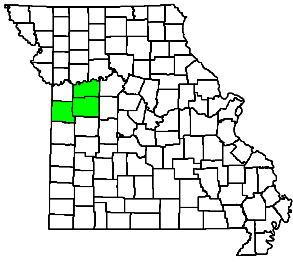
**PLANNING AREA** Northwest  
**SERVICE AREAS**  
 Substance Use Not Applicable  
 Mental Health 6  
**POPULATION**  
 Census 2010  
 April 2020 Estimate 382,910

	2020	2019	2018
<b>BIRTHS AND DEATHS</b>			
Resident Births	4,437	4,556	4,608
Resident Deaths	3,433	2,889	2,876
COVID-19	301		
Suicide	63	86	73
Homicide	17	16	25
Alcohol Induced Deaths	47	43	46
Drug Induced Deaths	71	58	47
Smoking Attributable Deaths	458	427	469
<b>DISEASE INCIDENCE</b> <sup>1</sup>	<b>2020</b>	<b>2019</b>	<b>2018</b>
HIV Newly Diagnosed Cases	20	32	28
Hepatitis B Chronic, Acute, and Prenatal	9	9	4
Hepatitis C Chronic and Acute	43	52	51
Tuberculosis Infection Cases	40	33	33
<b>HOSPITAL</b> <sup>2</sup>	<b>2019</b>	<b>2018</b>	<b>2017</b>
<b>Alcohol Disorder Principal Diagnosis</b>			
Emergency Room, then Discharged	816	1,025	1,000
Emergency Room, then Admitted	42	196	182
Admitted without Emergency Room	300	302	289
<b>Alcohol Related (Secondary Diagnosis)</b>			
Emergency Room, then Discharged	671	774	902
Emergency Room, then Admitted	165	619	767
Admitted without Emergency Room	1,348	1,208	1,148
<b>Drug Disorder Principal Diagnosis</b>			
Emergency Room, then Discharged	525	504	510
Emergency Room, then Admitted	22	55	63
Admitted without Emergency Room	148	135	155
<b>Drug Related (Secondary Diagnosis)</b>			
Emergency Room, then Discharged	1,155	1,248	1,418
Emergency Room, then Admitted	193	803	841
Admitted without Emergency Room	2,081	1,714	1,650
<b>Mental Disorder Principal Diagnosis</b>			
Emergency Room, then Discharged	2,353	2,688	2,245
Emergency Room, then Admitted	54	272	193
Admitted without Emergency Room	2,316	3,350	2,028
<b>Mental Related (Secondary Diagnosis)</b>			
Emergency Room, then Discharged	4,079	6,305	4,910
Emergency Room, then Admitted	1,018	5,297	4,628
Admitted without Emergency Room	7,004	7,853	8,042

1	Multi-county Kansas City hepatitis and TB case reports are included in Jackson County totals and all Joplin case reports are included in Jasper County totals.
2	Hospital counts for alcohol, drug, and mental disorders are based on diagnosis codes determined by the national Healthcare Cost and Utilization Program. Individuals are counted only once in each applicable diagnosis group regardless of number of times receiving hospital services in the calendar year.
3	In 2019 the National Incident Based Reporting System replaced the Uniform Crime Reporting system for Missouri crime and arrest reports. 2019 crime data might not be fully comparable to crime data in prior years.
4	DSS Children's Division reports do not capture reasons for removal but document conditions present. There are often multiple conditions and factors considered when a child is placed out of the home. Only the substance use conditions are included in this profile.

<b>ALCOHOL SALES OUTLETS</b>	<b>2021</b>	<b>2020</b>	<b>2019</b>
Alcohol On-premise Drink Licenses	391	374	382
Alcohol Package Carry-out Licenses	249	234	232
<b>IMPAIRED DRIVING</b>	<b>2020</b>	<b>2019</b>	<b>2018</b>
<b>Alcohol Involved Crashes</b>	285	265	290
Fatal Crashes	3	6	5
Injury Crashes	114	85	107
Property Damage Crashes	168	174	178
Crash Fatalities	3	6	5
Crash Injuries	143	119	133
<b>Drug Involved Crashes</b>	68	60	61
Fatal Crashes	4	3	2
Injury Crashes	26	25	21
Property Damage Crashes	38	32	38
Crash Fatalities	4	2	2
Crash Injuries	37	32	27
<b>POLICE REPORTS</b> <sup>3</sup>	<b>2020</b>	<b>2019</b>	<b>2018</b>
DUI Arrests, DWI Tracking System	1,170	1,238	1,284
Liquor Law Arrests	20	111	95
Drug Arrests	948	1,529	1,784
Violent Offenses	571	479	604
Domestic Violence Reports	1,756	1,213	1,292
Property Offenses	3,648	3,530	3,665
<b>SCHOOL REPORTS</b>	<b>2020-21</b>	<b>2019-20</b>	<b>2018-19</b>
Enrollment Grades K-12	61,495	61,974	61,481
School Discipline Involving Alcohol	0	19	9
School Discipline Involving Drugs	63	186	252
School Discipline Involving Tobacco	0	15	27
Enrollment Grades 9-12	19,616	19,124	18,976
Dropouts	143	126	129
<b>JUVENILE COURT REFERRALS</b>	<b>2020</b>	<b>2019</b>	<b>2018</b>
Violent Offenses	161	211	230
Alcohol Offenses	9	18	16
Drug Offenses	57	118	100
<b>Juvenile Status Offenses</b>			
School Truancy	40	55	55
Absent from Home	39	29	38
Beyond Parental Control	16	24	33
Injurious Behavior	79	102	67
Child Abuse	43	28	45
Child Neglect	248	309	228
Child Custody Issues	13	14	32
<b>JUVENILE COURT PLACEMENTS</b>	<b>2020</b>	<b>2019</b>	<b>2018</b>
Total Out-of-Home Placements	92	83	81
<b>Conditions Present at Removal</b> <sup>4</sup>			
Parental Alcohol Use	1	5	3
Parental Drug Use	29	35	31
Parental Alcohol and Drug Use	6	4	3
<b>CRIMINAL JUSTICE</b>	<b>FY 2021</b>	<b>FY 2020</b>	<b>FY 2019</b>
Drug Treatment Court Participants	166	190	213
Probation/Parole Admissions--Drug	492	597	750
Probation/Parole Admissions--DWI	82		54
Prison Admissions--Drug	156	212	303
Prison Admissions--DWI	25	24	30
<b>EMPLOYMENT</b>	<b>2020</b>	<b>2019</b>	<b>2018</b>
Labor Force	205,992	206,448	203,763
Employed	193,682	200,572	197,980
Unemployed	12,310	5,876	5,783
Unemployment Rate	6.0%	2.8%	2.8%

# MENTAL HEALTH SERVICE AREA 7



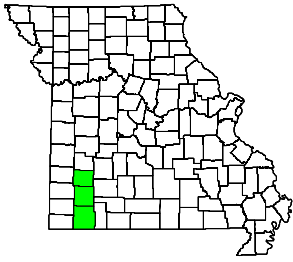
**PLANNING AREA** Northwest  
**SERVICE AREAS**  
 Substance Use Not Applicable  
 Mental Health 7  
**POPULATION**  
 Census 2010  
 April 2020 Estimate 194,031

	2020	2019	2018
<b>BIRTHS AND DEATHS</b>			
Resident Births	2,118	2,260	2,229
Resident Deaths	2,073	1,820	1,840
COVID-19	157		
Suicide	37	48	50
Homicide	15	8	6
Alcohol Induced Deaths	14	17	13
Drug Induced Deaths	25	28	30
Smoking Attributable Deaths	299	292	282
<b>DISEASE INCIDENCE</b> <sup>1</sup>	<b>2020</b>	<b>2019</b>	<b>2018</b>
HIV Newly Diagnosed Cases	3	11	7
Hepatitis B Chronic, Acute, and Prenatal	14	11	4
Hepatitis C Chronic and Acute	49	70	80
Tuberculosis Infection Cases	56	24	24
<b>HOSPITAL</b> <sup>2</sup>	<b>2019</b>	<b>2018</b>	<b>2017</b>
<b>Alcohol Disorder Principal Diagnosis</b>			
Emergency Room, then Discharged	295	456	435
Emergency Room, then Admitted	90	95	86
Admitted without Emergency Room	113	134	141
<b>Alcohol Related (Secondary Diagnosis)</b>			
Emergency Room, then Discharged	472	462	1,260
Emergency Room, then Admitted	256	315	319
Admitted without Emergency Room	464	587	586
<b>Drug Disorder Principal Diagnosis</b>			
Emergency Room, then Discharged	254	275	278
Emergency Room, then Admitted	23	15	23
Admitted without Emergency Room	56	60	71
<b>Drug Related (Secondary Diagnosis)</b>			
Emergency Room, then Discharged	534	513	788
Emergency Room, then Admitted	378	367	317
Admitted without Emergency Room	792	849	799
<b>Mental Disorder Principal Diagnosis</b>			
Emergency Room, then Discharged	1,248	1,534	1,363
Emergency Room, then Admitted	64	89	69
Admitted without Emergency Room	1,046	1,672	1,058
<b>Mental Related (Secondary Diagnosis)</b>			
Emergency Room, then Discharged	3,780	3,473	2,485
Emergency Room, then Admitted	1,320	2,655	1,976
Admitted without Emergency Room	2,829	5,168	4,788

1	Multi-county Kansas City hepatitis and TB case reports are included in Jackson County totals and all Joplin case reports are included in Jasper County totals.
2	Hospital counts for alcohol, drug, and mental disorders are based on diagnosis codes determined by the national Healthcare Cost and Utilization Program. Individuals are counted only once in each applicable diagnosis group regardless of number of times receiving hospital services in the calendar year.
3	In 2019 the National Incident Based Reporting System replaced the Uniform Crime Reporting system for Missouri crime and arrest reports. 2019 crime data might not be fully comparable to crime data in prior years.
4	DSS Children's Division reports do not capture reasons for removal but document conditions present. There are often multiple conditions and factors considered when a child is placed out of the home. Only the substance use conditions are included in this profile.

<b>ALCOHOL SALES OUTLETS</b>	<b>2021</b>	<b>2020</b>	<b>2019</b>
Alcohol On-premise Drink Licenses	194	177	172
Alcohol Package Carry-out Licenses	174	177	169
<b>IMPAIRED DRIVING</b>	<b>2020</b>	<b>2019</b>	<b>2018</b>
<b>Alcohol Involved Crashes</b>	183	149	157
Fatal Crashes	5	3	9
Injury Crashes	75	53	51
Property Damage Crashes	103	93	97
Crash Fatalities	5	3	12
Crash Injuries	94	76	105
<b>Drug Involved Crashes</b>	44	43	39
Fatal Crashes	5	4	4
Injury Crashes	20	14	20
Property Damage Crashes	19	25	15
Crash Fatalities	5	4	5
Crash Injuries	33	19	52
<b>POLICE REPORTS</b> <sup>3</sup>	<b>2020</b>	<b>2019</b>	<b>2018</b>
DUI Arrests, DWI Tracking System	575	740	589
Liquor Law Arrests	69	118	187
Drug Arrests	691	830	1,088
Violent Offenses	363	348	347
Domestic Violence Reports	1,738	1,533	1,600
Property Offenses	2,873	3,253	3,528
<b>SCHOOL REPORTS</b>	<b>2020-21</b>	<b>2019-20</b>	<b>2018-19</b>
Enrollment Grades K-12	29,193	29,830	29,832
School Discipline Involving Alcohol	0	9	17
School Discipline Involving Drugs	30	62	64
School Discipline Involving Tobacco	0	4	8
Enrollment Grades 9-12	9,307	9,124	9,106
Dropouts	132	87	102
<b>JUVENILE COURT REFERRALS</b>	<b>2020</b>	<b>2019</b>	<b>2018</b>
Violent Offenses	174	219	209
Alcohol Offenses	5	6	1
Drug Offenses	50	65	45
<b>Juvenile Status Offenses</b>			
School Truancy	82	157	157
Absent from Home	78	112	92
Beyond Parental Control	119	102	108
Injurious Behavior	236	193	159
Child Abuse	22	27	34
Child Neglect	403	437	488
Child Custody Issues	44	32	59
<b>JUVENILE COURT PLACEMENTS</b>	<b>2020</b>	<b>2019</b>	<b>2018</b>
Total Out-of-Home Placements	144	191	162
<b>Conditions Present at Removal</b> <sup>4</sup>			
Parental Alcohol Use	4	1	16
Parental Drug Use	47	88	63
Parental Alcohol and Drug Use	0	4	4
<b>CRIMINAL JUSTICE</b>	<b>FY 2021</b>	<b>FY 2020</b>	<b>FY 2019</b>
Drug Treatment Court Participants	132	122	96
Probation/Parole Admissions--Drug	451	435	534
Probation/Parole Admissions--DWI	25		31
Prison Admissions--Drug	167	140	187
Prison Admissions--DWI	10	16	8
<b>EMPLOYMENT</b>	<b>2020</b>	<b>2019</b>	<b>2018</b>
Labor Force	93,769	94,847	94,154
Employed	88,710	91,814	91,105
Unemployed	5,059	3,033	3,049
Unemployment Rate	5.4%	3.2%	3.2%

# MENTAL HEALTH SERVICE AREA 8A



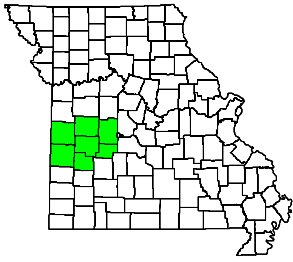
**PLANNING AREA** Southwest  
**SERVICE AREAS**  
 Substance Use Not Applicable  
 Mental Health 8A  
**POPULATION**  
 Census 2010  
 April 2020 Estimate 81,561

	2020	2019	2018
<b>BIRTHS AND DEATHS</b>			
Resident Births	972	945	1,025
Resident Deaths	1,204	1,027	1,086
COVID-19	136		
Suicide	16	13	15
Homicide	1	1	3
Alcohol Induced Deaths	12	5	13
Drug Induced Deaths	16	13	6
Smoking Attributable Deaths	183	172	194
<b>DISEASE INCIDENCE</b> <sup>1</sup>	<b>2020</b>	<b>2019</b>	<b>2018</b>
HIV Newly Diagnosed Cases	0	1	1
Hepatitis B Chronic, Acute, and Prenatal	6	3	7
Hepatitis C Chronic and Acute	61	67	67
Tuberculosis Infection Cases	12	7	7
<b>HOSPITAL</b> <sup>2</sup>	<b>2019</b>	<b>2018</b>	<b>2017</b>
<b>Alcohol Disorder Principal Diagnosis</b>			
Emergency Room, then Discharged	178	244	200
Emergency Room, then Admitted	67	94	86
Admitted without Emergency Room	30	34	39
<b>Alcohol Related (Secondary Diagnosis)</b>			
Emergency Room, then Discharged	140	134	191
Emergency Room, then Admitted	182	194	261
Admitted without Emergency Room	136	152	175
<b>Drug Disorder Principal Diagnosis</b>			
Emergency Room, then Discharged	189	221	267
Emergency Room, then Admitted	46	43	44
Admitted without Emergency Room	30	36	26
<b>Drug Related (Secondary Diagnosis)</b>			
Emergency Room, then Discharged	200	208	338
Emergency Room, then Admitted	286	295	310
Admitted without Emergency Room	204	246	265
<b>Mental Disorder Principal Diagnosis</b>			
Emergency Room, then Discharged	565	669	559
Emergency Room, then Admitted	228	298	232
Admitted without Emergency Room	203	410	251
<b>Mental Related (Secondary Diagnosis)</b>			
Emergency Room, then Discharged	903	1,119	1,243
Emergency Room, then Admitted	964	1,667	1,544
Admitted without Emergency Room	892	1,335	1,332

1	Multi-county Kansas City hepatitis and TB case reports are included in Jackson County totals and all Joplin case reports are included in Jasper County totals.
2	Hospital counts for alcohol, drug, and mental disorders are based on diagnosis codes determined by the national Healthcare Cost and Utilization Program. Individuals are counted only once in each applicable diagnosis group regardless of number of times receiving hospital services in the calendar year.
3	In 2019 the National Incident Based Reporting System replaced the Uniform Crime Reporting system for Missouri crime and arrest reports. 2019 crime data might not be fully comparable to crime data in prior years.
4	DSS Children's Division reports do not capture reasons for removal but document conditions present. There are often multiple conditions and factors considered when a child is placed out of the home. Only the substance use conditions are included in this profile.

<b>ALCOHOL SALES OUTLETS</b>	<b>2021</b>	<b>2020</b>	<b>2019</b>
Alcohol On-premise Drink Licenses	58	55	57
Alcohol Package Carry-out Licenses	99	97	100
<b>IMPAIRED DRIVING</b>	<b>2020</b>	<b>2019</b>	<b>2018</b>
<b>Alcohol Involved Crashes</b>	88	75	67
Fatal Crashes	5	3	4
Injury Crashes	37	26	28
Property Damage Crashes	46	46	35
Crash Fatalities	6	4	4
Crash Injuries	62	40	40
<b>Drug Involved Crashes</b>	24	13	8
Fatal Crashes	5	2	1
Injury Crashes	9	5	2
Property Damage Crashes	10	6	5
Crash Fatalities	5	2	1
Crash Injuries	20	9	4
<b>POLICE REPORTS</b> <sup>3</sup>	<b>2020</b>	<b>2019</b>	<b>2018</b>
DUI Arrests, DWI Tracking System	288	288	348
Liquor Law Arrests	1	18	35
Drug Arrests	262	404	471
Violent Offenses	229	204	253
Domestic Violence Reports	705	575	608
Property Offenses	1,728	1,878	1,867
<b>SCHOOL REPORTS</b>	<b>2020-21</b>	<b>2019-20</b>	<b>2018-19</b>
Enrollment Grades K-12	12,500	12,778	12,931
School Discipline Involving Alcohol	0	3	5
School Discipline Involving Drugs	8	23	26
School Discipline Involving Tobacco	0	3	2
Enrollment Grades 9-12	3,964	3,988	4,018
Dropouts	43	20	17
<b>JUVENILE COURT REFERRALS</b>	<b>2020</b>	<b>2019</b>	<b>2018</b>
Violent Offenses	53	89	92
Alcohol Offenses	2	1	2
Drug Offenses	7	13	17
<b>Juvenile Status Offenses</b>			
School Truancy	11	32	32
Absent from Home	60	71	40
Beyond Parental Control	32	48	47
Injurious Behavior	53	97	55
Child Abuse	49	56	61
Child Neglect	189	115	163
Child Custody Issues	133	99	158
<b>JUVENILE COURT PLACEMENTS</b>	<b>2020</b>	<b>2019</b>	<b>2018</b>
Total Out-of-Home Placements	148	122	167
<b>Conditions Present at Removal</b> <sup>4</sup>			
Parental Alcohol Use	4	4	5
Parental Drug Use	55	51	97
Parental Alcohol and Drug Use	7	0	3
<b>CRIMINAL JUSTICE</b>	<b>FY 2021</b>	<b>FY 2020</b>	<b>FY 2019</b>
Drug Treatment Court Participants	146	149	163
Probation/Parole Admissions--Drug	199	221	276
Probation/Parole Admissions--DWI	19		20
Prison Admissions--Drug	77	92	127
Prison Admissions--DWI	4	5	7
<b>EMPLOYMENT</b>	<b>2020</b>	<b>2019</b>	<b>2018</b>
Labor Force	36,924	37,152	37,268
Employed	34,677	35,863	36,156
Unemployed	2,247	1,289	1,112
Unemployment Rate	6.1%	3.5%	3.0%

# MENTAL HEALTH SERVICE AREA 8B



**PLANNING AREA** Southwest  
**SERVICE AREAS**  
 Substance Use Not Applicable  
 Mental Health 8B  
**POPULATION**  
 Census 2010  
 April 2020 Estimate 111,930

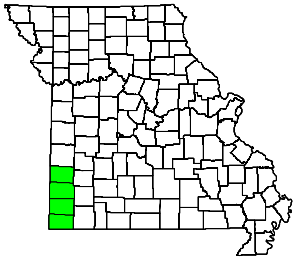
	2020	2019	2018
<b>BIRTHS AND DEATHS</b>			
Resident Births	1,234	1,261	1,218
Resident Deaths	1,749	1,596	1,540
COVID-19	166		
Suicide	19	28	27
Homicide	7	4	4
Alcohol Induced Deaths	18	12	16
Drug Induced Deaths	16	23	25
Smoking Attributable Deaths	277	296	287
<b>DISEASE INCIDENCE</b> <sup>1</sup>	<b>2020</b>	<b>2019</b>	<b>2018</b>
HIV Newly Diagnosed Cases	2	3	4
Hepatitis B Chronic, Acute, and Prenatal	2	9	8
Hepatitis C Chronic and Acute	64	93	91
Tuberculosis Infection Cases	7	9	9
<b>HOSPITAL</b> <sup>2</sup>	<b>2019</b>	<b>2018</b>	<b>2017</b>
<b>Alcohol Disorder Principal Diagnosis</b>			
Emergency Room, then Discharged	228	205	215
Emergency Room, then Admitted	24	68	48
Admitted without Emergency Room	92	66	54
<b>Alcohol Related (Secondary Diagnosis)</b>			
Emergency Room, then Discharged	389	345	396
Emergency Room, then Admitted	98	217	307
Admitted without Emergency Room	388	358	366
<b>Drug Disorder Principal Diagnosis</b>			
Emergency Room, then Discharged	187	194	226
Emergency Room, then Admitted	21	27	26
Admitted without Emergency Room	40	44	53
<b>Drug Related (Secondary Diagnosis)</b>			
Emergency Room, then Discharged	483	511	557
Emergency Room, then Admitted	171	260	339
Admitted without Emergency Room	581	506	489
<b>Mental Disorder Principal Diagnosis</b>			
Emergency Room, then Discharged	908	861	745
Emergency Room, then Admitted	170	293	225
Admitted without Emergency Room	616	950	491
<b>Mental Related (Secondary Diagnosis)</b>			
Emergency Room, then Discharged	2,922	4,041	3,649
Emergency Room, then Admitted	366	1,774	1,881
Admitted without Emergency Room	2,393	3,317	2,759

1	Multi-county Kansas City hepatitis and TB case reports are included in Jackson County totals and all Joplin case reports are included in Jasper County totals.
2	Hospital counts for alcohol, drug, and mental disorders are based on diagnosis codes determined by the national Healthcare Cost and Utilization Program. Individuals are counted only once in each applicable diagnosis group regardless of number of times receiving hospital services in the calendar year.
3	In 2019 the National Incident Based Reporting System replaced the Uniform Crime Reporting system for Missouri crime and arrest reports. 2019 crime data might not be fully comparable to crime data in prior years.
4	DSS Children's Division reports do not capture reasons for removal but document conditions present. There are often multiple conditions and factors considered when a child is placed out of the home. Only the substance use conditions are included in this profile.

<b>ALCOHOL SALES OUTLETS</b>	<b>2021</b>	<b>2020</b>	<b>2019</b>
Alcohol On-premise Drink Licenses	144	140	146
Alcohol Package Carry-out Licenses	148	142	139
<b>IMPAIRED DRIVING</b>	<b>2020</b>	<b>2019</b>	<b>2018</b>
<b>Alcohol Involved Crashes</b>	86	83	70
Fatal Crashes	1	5	3
Injury Crashes	38	33	29
Property Damage Crashes	47	45	38
Crash Fatalities	1	7	3
Crash Injuries	48	48	45
<b>Drug Involved Crashes</b>	21	16	13
Fatal Crashes	1	1	2
Injury Crashes	5	7	2
Property Damage Crashes	15	8	9
Crash Fatalities	1	1	2
Crash Injuries	5	8	2
<b>POLICE REPORTS</b> <sup>3</sup>	<b>2020</b>	<b>2019</b>	<b>2018</b>
DUI Arrests, DWI Tracking System	351	348	401
Liquor Law Arrests	3	32	46
Drug Arrests	315	497	973
Violent Offenses	404	439	383
Domestic Violence Reports	754	691	575
Property Offenses	1,763	2,493	2,508
<b>SCHOOL REPORTS</b>	<b>2020-21</b>	<b>2019-20</b>	<b>2018-19</b>
Enrollment Grades K-12	15,029	15,288	15,288
School Discipline Involving Alcohol	6	6	6
School Discipline Involving Drugs	16	27	40
School Discipline Involving Tobacco	0	1	1
Enrollment Grades 9-12	4,826	4,773	4,697
Dropouts	54	23	37
<b>JUVENILE COURT REFERRALS</b>	<b>2020</b>	<b>2019</b>	<b>2018</b>
Violent Offenses	115	161	162
Alcohol Offenses	20	6	17
Drug Offenses	29	39	33
<b>Juvenile Status Offenses</b>			
School Truancy	68	126	126
Absent from Home	79	58	88
Beyond Parental Control	78	82	110
Injurious Behavior	96	118	133
Child Abuse	87	118	70
Child Neglect	354	368	379
Child Custody Issues	25	16	19
<b>JUVENILE COURT PLACEMENTS</b>	<b>2020</b>	<b>2019</b>	<b>2018</b>
Total Out-of-Home Placements	109	102	112
<b>Conditions Present at Removal</b> <sup>4</sup>			
Parental Alcohol Use	6	1	3
Parental Drug Use	46	56	46
Parental Alcohol and Drug Use	1	3	3
<b>CRIMINAL JUSTICE</b>	<b>FY 2021</b>	<b>FY 2020</b>	<b>FY 2019</b>
Drug Treatment Court Participants	79	84	86
Probation/Parole Admissions--Drug	279	350	523
Probation/Parole Admissions--DWI	21		22
Prison Admissions--Drug	114	143	217
Prison Admissions--DWI	5	10	11
<b>EMPLOYMENT</b>	<b>2020</b>	<b>2019</b>	<b>2018</b>
Labor Force	47,383	47,658	47,761
Employed	44,790	45,750	45,966
Unemployed	2,593	1,908	1,795
Unemployment Rate	5.5%	4.0%	3.8%



# MENTAL HEALTH SERVICE AREA 9



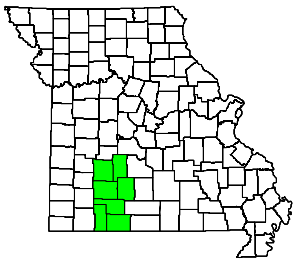
**PLANNING AREA** Southwest  
**SERVICE AREAS**  
 Substance Use Not Applicable  
 Mental Health 9  
**POPULATION**  
 Census 2010  
 April 2020 Estimate 214,591

	2020	2019	2018
<b>BIRTHS AND DEATHS</b>			
Resident Births	2,629	2,672	2,807
Resident Deaths	2,715	2,302	2,322
COVID-19	300		
Suicide	32	40	41
Homicide	13	6	5
Alcohol Induced Deaths	20	21	14
Drug Induced Deaths	42	26	28
Smoking Attributable Deaths	445	425	435
<b>DISEASE INCIDENCE</b> <sup>1</sup>	<b>2020</b>	<b>2019</b>	<b>2018</b>
HIV Newly Diagnosed Cases	5	10	7
Hepatitis B Chronic, Acute, and Prenatal	23	21	12
Hepatitis C Chronic and Acute	153	218	224
Tuberculosis Infection Cases	43	37	37
<b>HOSPITAL</b> <sup>2</sup>	<b>2019</b>	<b>2018</b>	<b>2017</b>
<b>Alcohol Disorder Principal Diagnosis</b>			
Emergency Room, then Discharged	512	661	657
Emergency Room, then Admitted	269	362	339
Admitted without Emergency Room	115	115	106
<b>Alcohol Related (Secondary Diagnosis)</b>			
Emergency Room, then Discharged	393	453	454
Emergency Room, then Admitted	688	905	977
Admitted without Emergency Room	391	438	422
<b>Drug Disorder Principal Diagnosis</b>			
Emergency Room, then Discharged	494	597	604
Emergency Room, then Admitted	297	306	289
Admitted without Emergency Room	125	114	91
<b>Drug Related (Secondary Diagnosis)</b>			
Emergency Room, then Discharged	719	715	832
Emergency Room, then Admitted	968	1,087	1,185
Admitted without Emergency Room	630	652	580
<b>Mental Disorder Principal Diagnosis</b>			
Emergency Room, then Discharged	1,117	1,287	1,124
Emergency Room, then Admitted	1,069	1,549	1,094
Admitted without Emergency Room	892	1,352	659
<b>Mental Related (Secondary Diagnosis)</b>			
Emergency Room, then Discharged	3,827	3,972	3,404
Emergency Room, then Admitted	2,837	5,338	5,305
Admitted without Emergency Room	2,357	4,331	3,879

1	Multi-county Kansas City hepatitis and TB case reports are included in Jackson County totals and all Joplin case reports are included in Jasper County totals.
2	Hospital counts for alcohol, drug, and mental disorders are based on diagnosis codes determined by the national Healthcare Cost and Utilization Program. Individuals are counted only once in each applicable diagnosis group regardless of number of times receiving hospital services in the calendar year.
3	In 2019 the National Incident Based Reporting System replaced the Uniform Crime Reporting system for Missouri crime and arrest reports. 2019 crime data might not be fully comparable to crime data in prior years.
4	DSS Children's Division reports do not capture reasons for removal but document conditions present. There are often multiple conditions and factors considered when a child is placed out of the home. Only the substance use conditions are included in this profile.

<b>ALCOHOL SALES OUTLETS</b>	<b>2021</b>	<b>2020</b>	<b>2019</b>
Alcohol On-premise Drink Licenses	197	184	184
Alcohol Package Carry-out Licenses	235	236	234
<b>IMPAIRED DRIVING</b>	<b>2020</b>	<b>2019</b>	<b>2018</b>
<b>Alcohol Involved Crashes</b>	229	200	181
Fatal Crashes	6	8	4
Injury Crashes	89	74	77
Property Damage Crashes	134	118	100
Crash Fatalities	6	9	4
Crash Injuries	120	99	104
<b>Drug Involved Crashes</b>	62	43	60
Fatal Crashes	3	3	6
Injury Crashes	26	23	28
Property Damage Crashes	33	17	26
Crash Fatalities	3	3	7
Crash Injuries	39	31	35
<b>POLICE REPORTS</b> <sup>3</sup>	<b>2020</b>	<b>2019</b>	<b>2018</b>
DUI Arrests, DWI Tracking System	1,142	1,069	1,206
Liquor Law Arrests	28	95	133
Drug Arrests	756	727	1,101
Violent Offenses	716	641	724
Domestic Violence Reports	3,266	2,620	2,500
Property Offenses	6,411	6,854	6,973
<b>SCHOOL REPORTS</b>	<b>2020-21</b>	<b>2019-20</b>	<b>2018-19</b>
Enrollment Grades K-12	34,280	34,985	34,759
School Discipline Involving Alcohol	0	20	26
School Discipline Involving Drugs	33	67	61
School Discipline Involving Tobacco	0	2	6
Enrollment Grades 9-12	10,572	10,497	10,382
Dropouts	339	185	217
<b>JUVENILE COURT REFERRALS</b>	<b>2020</b>	<b>2019</b>	<b>2018</b>
Violent Offenses	109	225	268
Alcohol Offenses	41	34	28
Drug Offenses	39	86	107
<b>Juvenile Status Offenses</b>			
School Truancy	125	435	435
Absent from Home	72	122	198
Beyond Parental Control	63	92	109
Injurious Behavior	73	247	335
Child Abuse	28	57	38
Child Neglect	417	575	563
Child Custody Issues	5	17	57
<b>JUVENILE COURT PLACEMENTS</b>	<b>2020</b>	<b>2019</b>	<b>2018</b>
Total Out-of-Home Placements	399	479	339
<b>Conditions Present at Removal</b> <sup>4</sup>			
Parental Alcohol Use	24	16	21
Parental Drug Use	177	215	157
Parental Alcohol and Drug Use	14	12	11
<b>CRIMINAL JUSTICE</b>	<b>FY 2021</b>	<b>FY 2020</b>	<b>FY 2019</b>
Drug Treatment Court Participants	265	252	280
Probation/Parole Admissions--Drug	250	253	326
Probation/Parole Admissions--DWI	79		49
Prison Admissions--Drug	64	85	124
Prison Admissions--DWI	21	17	18
<b>EMPLOYMENT</b>	<b>2020</b>	<b>2019</b>	<b>2018</b>
Labor Force	98,651	100,588	99,544
Employed	93,130	97,448	96,689
Unemployed	5,521	3,140	2,855
Unemployment Rate	5.6%	3.1%	2.9%

# MENTAL HEALTH SERVICE AREA 10



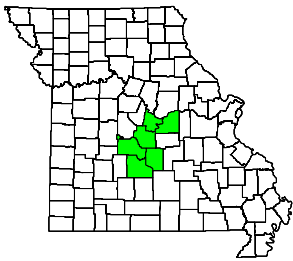
**PLANNING AREA** Southwest  
**SERVICE AREAS**  
 Substance Use Not Applicable  
 Mental Health 10  
**POPULATION**  
 Census 2010  
 April 2020 Estimate 563,789

	2020	2019	2018
<b>BIRTHS AND DEATHS</b>			
Resident Births	6,237	6,666	6,545
Resident Deaths	6,604	5,716	5,662
COVID-19	678		
Suicide	118	118	127
Homicide	42	16	35
Alcohol Induced Deaths	90	77	75
Drug Induced Deaths	145	132	131
Smoking Attributable Deaths	925	877	871
<b>DISEASE INCIDENCE</b> <sup>1</sup>	<b>2020</b>	<b>2019</b>	<b>2018</b>
HIV Newly Diagnosed Cases	19	22	26
Hepatitis B Chronic, Acute, and Prenatal	39	53	44
Hepatitis C Chronic and Acute	470	520	545
Tuberculosis Infection Cases	125	109	109
<b>HOSPITAL</b> <sup>2</sup>	<b>2019</b>	<b>2018</b>	<b>2017</b>
<b>Alcohol Disorder Principal Diagnosis</b>			
Emergency Room, then Discharged	1,531	2,197	1,992
Emergency Room, then Admitted	635	1,420	1,321
Admitted without Emergency Room	120	111	138
<b>Alcohol Related (Secondary Diagnosis)</b>			
Emergency Room, then Discharged	988	900	1,284
Emergency Room, then Admitted	1,725	2,289	3,118
Admitted without Emergency Room	594	619	742
<b>Drug Disorder Principal Diagnosis</b>			
Emergency Room, then Discharged	1,844	2,005	2,117
Emergency Room, then Admitted	247	451	448
Admitted without Emergency Room	208	179	220
<b>Drug Related (Secondary Diagnosis)</b>			
Emergency Room, then Discharged	1,803	1,810	2,314
Emergency Room, then Admitted	2,941	3,952	3,990
Admitted without Emergency Room	1,394	1,476	1,701
<b>Mental Disorder Principal Diagnosis</b>			
Emergency Room, then Discharged	4,538	5,053	4,094
Emergency Room, then Admitted	2,474	4,054	2,728
Admitted without Emergency Room	1,365	2,574	1,512
<b>Mental Related (Secondary Diagnosis)</b>			
Emergency Room, then Discharged	7,889	9,826	11,339
Emergency Room, then Admitted	8,492	16,777	15,032
Admitted without Emergency Room	4,524	6,377	6,534

1	Multi-county Kansas City hepatitis and TB case reports are included in Jackson County totals and all Joplin case reports are included in Jasper County totals.
2	Hospital counts for alcohol, drug, and mental disorders are based on diagnosis codes determined by the national Healthcare Cost and Utilization Program. Individuals are counted only once in each applicable diagnosis group regardless of number of times receiving hospital services in the calendar year.
3	In 2019 the National Incident Based Reporting System replaced the Uniform Crime Reporting system for Missouri crime and arrest reports. 2019 crime data might not be fully comparable to crime data in prior years.
4	DSS Children's Division reports do not capture reasons for removal but document conditions present. There are often multiple conditions and factors considered when a child is placed out of the home. Only the substance use conditions are included in this profile.

<b>ALCOHOL SALES OUTLETS</b>	<b>2021</b>	<b>2020</b>	<b>2019</b>
Alcohol On-premise Drink Licenses	664	644	634
Alcohol Package Carry-out Licenses	487	459	455
<b>IMPAIRED DRIVING</b>	<b>2020</b>	<b>2019</b>	<b>2018</b>
<b>Alcohol Involved Crashes</b>	526	541	502
Fatal Crashes	19	7	12
Injury Crashes	215	196	196
Property Damage Crashes	292	338	294
Crash Fatalities	22	9	13
Crash Injuries	305	274	262
<b>Drug Involved Crashes</b>	197	152	164
Fatal Crashes	4	4	7
Injury Crashes	81	57	67
Property Damage Crashes	112	91	90
Crash Fatalities	4	5	7
Crash Injuries	120	88	100
<b>POLICE REPORTS</b> <sup>3</sup>	<b>2020</b>	<b>2019</b>	<b>2018</b>
DUI Arrests, DWI Tracking System	1,674	2,001	2,390
Liquor Law Arrests	175	281	408
Drug Arrests	2,103	3,132	3,763
Violent Offenses	3,392	3,200	2,924
Domestic Violence Reports	5,376	5,501	5,667
Property Offenses	17,405	19,440	17,981
<b>SCHOOL REPORTS</b>	<b>2020-21</b>	<b>2019-20</b>	<b>2018-19</b>
Enrollment Grades K-12	74,585	77,046	76,977
School Discipline Involving Alcohol	20	52	96
School Discipline Involving Drugs	129	199	292
School Discipline Involving Tobacco	0	2	9
Enrollment Grades 9-12	23,589	23,479	23,205
Dropouts	236	185	332
<b>JUVENILE COURT REFERRALS</b>	<b>2020</b>	<b>2019</b>	<b>2018</b>
Violent Offenses	399	551	575
Alcohol Offenses	18	26	31
Drug Offenses	103	165	192
<b>Juvenile Status Offenses</b>			
School Truancy	22	33	33
Absent from Home	148	112	153
Beyond Parental Control	63	89	60
Injurious Behavior	469	610	384
Child Abuse	198	207	110
Child Neglect	869	780	767
Child Custody Issues	201	155	227
<b>JUVENILE COURT PLACEMENTS</b>	<b>2020</b>	<b>2019</b>	<b>2018</b>
Total Out-of-Home Placements	828	683	685
<b>Conditions Present at Removal</b> <sup>4</sup>			
Parental Alcohol Use	51	37	25
Parental Drug Use	383	322	315
Parental Alcohol and Drug Use	34	19	8
<b>CRIMINAL JUSTICE</b>	<b>FY 2021</b>	<b>FY 2020</b>	<b>FY 2019</b>
Drug Treatment Court Participants	908	1,204	1,988
Probation/Parole Admissions--Drug	936	1,041	1,214
Probation/Parole Admissions--DWI	148		108
Prison Admissions--Drug	336	412	555
Prison Admissions--DWI	33	50	47
<b>EMPLOYMENT</b>	<b>2020</b>	<b>2019</b>	<b>2018</b>
Labor Force	274,073	276,522	270,923
Employed	257,091	267,705	262,652
Unemployed	16,982	8,817	8,271
Unemployment Rate	6.2%	3.2%	3.1%

# MENTAL HEALTH SERVICE AREA 11



<b>PLANNING AREA</b>	Central
<b>SERVICE AREAS</b>	
Substance Use	Not Applicable
Mental Health	11
<b>POPULATION</b>	
Census 2010	
April 2020 Estimate	250,535

<b>BIRTHS AND DEATHS</b>	<b>2020</b>	<b>2019</b>	<b>2018</b>
Resident Births	2,762	2,839	2,956
Resident Deaths	2,923	2,473	2,489
COVID-19	337		
Suicide	42	42	52
Homicide	13	9	16
Alcohol Induced Deaths	34	24	30
Drug Induced Deaths	66	59	51
Smoking Attributable Deaths	435	419	449

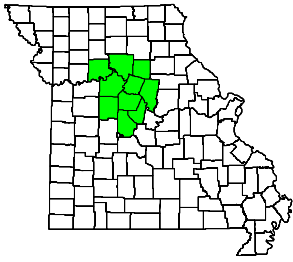
<b>DISEASE INCIDENCE</b> <sup>1</sup>	<b>2020</b>	<b>2019</b>	<b>2018</b>
HIV Newly Diagnosed Cases	61	7	13
Hepatitis B Chronic, Acute, and Prenatal	17	18	21
Hepatitis C Chronic and Acute	240	206	146
Tuberculosis Infection Cases	51	13	13

<b>HOSPITAL</b> <sup>2</sup>	<b>2019</b>	<b>2018</b>	<b>2017</b>
<b>Alcohol Disorder Principal Diagnosis</b>			
Emergency Room, then Discharged	435	527	510
Emergency Room, then Admitted	105	149	182
Admitted without Emergency Room	83	129	133
<b>Alcohol Related (Secondary Diagnosis)</b>			
Emergency Room, then Discharged	528	529	612
Emergency Room, then Admitted	437	568	671
Admitted without Emergency Room	464	535	582
<b>Drug Disorder Principal Diagnosis</b>			
Emergency Room, then Discharged	480	446	405
Emergency Room, then Admitted	67	107	136
Admitted without Emergency Room	66	133	117
<b>Drug Related (Secondary Diagnosis)</b>			
Emergency Room, then Discharged	685	790	959
Emergency Room, then Admitted	640	831	870
Admitted without Emergency Room	645	685	720
<b>Mental Disorder Principal Diagnosis</b>			
Emergency Room, then Discharged	1,817	2,164	1,755
Emergency Room, then Admitted	705	1,036	764
Admitted without Emergency Room	818	1,461	783
<b>Mental Related (Secondary Diagnosis)</b>			
Emergency Room, then Discharged	4,418	8,612	5,556
Emergency Room, then Admitted	1,954	4,045	3,494
Admitted without Emergency Room	2,646	4,812	4,001

1	Multi-county Kansas City hepatitis and TB case reports are included in Jackson County totals and all Joplin case reports are included in Jasper County totals.
2	Hospital counts for alcohol, drug, and mental disorders are based on diagnosis codes determined by the national Healthcare Cost and Utilization Program. Individuals are counted only once in each applicable diagnosis group regardless of number of times receiving hospital services in the calendar year.
3	In 2019 the National Incident Based Reporting System replaced the Uniform Crime Reporting system for Missouri crime and arrest reports. 2019 crime data might not be fully comparable to crime data in prior years.
4	DSS Children's Division reports do not capture reasons for removal but document conditions present. There are often multiple conditions and factors considered when a child is placed out of the home. Only the substance use conditions are included in this profile.

<b>ALCOHOL SALES OUTLETS</b>	<b>2021</b>	<b>2020</b>	<b>2019</b>
Alcohol On-premise Drink Licenses	431	409	414
Alcohol Package Carry-out Licenses	274	274	283
<b>IMPAIRED DRIVING</b>	<b>2020</b>	<b>2019</b>	<b>2018</b>
<b>Alcohol Involved Crashes</b>	276	289	246
Fatal Crashes	6	5	8
Injury Crashes	106	96	85
Property Damage Crashes	164	188	153
Crash Fatalities	6	9	8
Crash Injuries	141	127	111
<b>Drug Involved Crashes</b>	75	53	63
Fatal Crashes	5	2	3
Injury Crashes	29	17	22
Property Damage Crashes	41	34	38
Crash Fatalities	5	4	3
Crash Injuries	42	25	33
<b>POLICE REPORTS</b> <sup>3</sup>	<b>2020</b>	<b>2019</b>	<b>2018</b>
DUI Arrests, DWI Tracking System	873	964	1,069
Liquor Law Arrests	168	283	131
Drug Arrests	1,112	2,124	2,136
Violent Offenses	571	671	689
Domestic Violence Reports	2,553	1,984	1,806
Property Offenses	4,560	5,184	5,042
<b>SCHOOL REPORTS</b>	<b>2020-21</b>	<b>2019-20</b>	<b>2018-19</b>
Enrollment Grades K-12	35,733	36,678	37,304
School Discipline Involving Alcohol	0	17	23
School Discipline Involving Drugs	78	77	113
School Discipline Involving Tobacco	0	6	12
Enrollment Grades 9-12	11,316	11,304	11,239
Dropouts	232	123	200
<b>JUVENILE COURT REFERRALS</b>	<b>2020</b>	<b>2019</b>	<b>2018</b>
Violent Offenses	134	175	173
Alcohol Offenses	16	16	20
Drug Offenses	35	58	80
<b>Juvenile Status Offenses</b>			
School Truancy	149	150	150
Absent from Home	48	86	93
Beyond Parental Control	83	54	59
Injurious Behavior	243	362	278
Child Abuse	249	334	409
Child Neglect	498	542	543
Child Custody Issues	227	139	174
<b>JUVENILE COURT PLACEMENTS</b>	<b>2020</b>	<b>2019</b>	<b>2018</b>
Total Out-of-Home Placements	289	313	334
<b>Conditions Present at Removal</b> <sup>4</sup>			
Parental Alcohol Use	2	9	14
Parental Drug Use	133	139	141
Parental Alcohol and Drug Use	19	2	6
<b>CRIMINAL JUSTICE</b>	<b>FY 2021</b>	<b>FY 2020</b>	<b>FY 2019</b>
Drug Treatment Court Participants	239	284	221
Probation/Parole Admissions--Drug	569	754	992
Probation/Parole Admissions--DWI	52		24
Prison Admissions--Drug	250	279	383
Prison Admissions--DWI	14	16	8
<b>EMPLOYMENT</b>	<b>2020</b>	<b>2019</b>	<b>2018</b>
Labor Force	108,680	109,409	107,329
Employed	102,409	105,120	103,832
Unemployed	6,271	4,289	3,497
Unemployment Rate	5.8%	3.9%	3.3%

# MENTAL HEALTH SERVICE AREA 12



**PLANNING AREA** Central  
**SERVICE AREAS**  
 Substance Use Not Applicable  
 Mental Health 12  
**POPULATION**  
 Census 2010  
 April 2020 Estimate 352,066

	2020	2019	2018
<b>BIRTHS AND DEATHS</b>			
Resident Births	3,943	4,139	4,193
Resident Deaths	3,768	3,128	3,282
COVID-19	339		
Suicide	66	55	56
Homicide	19	21	25
Alcohol Induced Deaths	26	32	29
Drug Induced Deaths	60	48	58
Smoking Attributable Deaths	546	517	516
<b>DISEASE INCIDENCE</b> <sup>1</sup>	<b>2020</b>	<b>2019</b>	<b>2018</b>
HIV Newly Diagnosed Cases	25	17	15
Hepatitis B Chronic, Acute, and Prenatal	25	26	33
Hepatitis C Chronic and Acute	344	244	200
Tuberculosis Infection Cases	106	107	107
<b>HOSPITAL</b> <sup>2</sup>	<b>2019</b>	<b>2018</b>	<b>2017</b>
<b>Alcohol Disorder Principal Diagnosis</b>			
Emergency Room, then Discharged	655	852	1,071
Emergency Room, then Admitted	168	377	381
Admitted without Emergency Room	94	161	112
<b>Alcohol Related (Secondary Diagnosis)</b>			
Emergency Room, then Discharged	712	825	890
Emergency Room, then Admitted	614	1,017	1,179
Admitted without Emergency Room	461	645	587
<b>Drug Disorder Principal Diagnosis</b>			
Emergency Room, then Discharged	555	533	513
Emergency Room, then Admitted	142	223	179
Admitted without Emergency Room	80	98	94
<b>Drug Related (Secondary Diagnosis)</b>			
Emergency Room, then Discharged	1,298	1,250	1,455
Emergency Room, then Admitted	937	1,329	1,458
Admitted without Emergency Room	862	806	802
<b>Mental Disorder Principal Diagnosis</b>			
Emergency Room, then Discharged	2,610	3,359	2,700
Emergency Room, then Admitted	984	1,718	1,242
Admitted without Emergency Room	927	1,293	753
<b>Mental Related (Secondary Diagnosis)</b>			
Emergency Room, then Discharged	9,474	16,722	11,172
Emergency Room, then Admitted	2,990	6,673	6,484
Admitted without Emergency Room	3,795	7,059	5,100

<sup>1</sup> Multi-county Kansas City hepatitis and TB case reports are included in Jackson County totals and all Joplin case reports are included in Jasper County totals.

<sup>2</sup> Hospital counts for alcohol, drug, and mental disorders are based on diagnosis codes determined by the national Healthcare Cost and Utilization Program. Individuals are counted only once in each applicable diagnosis group regardless of number of times receiving hospital services in the calendar year.

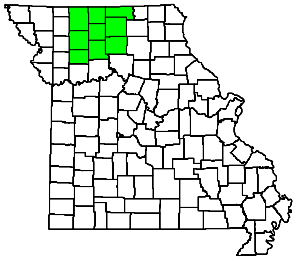
<sup>3</sup> In 2019 the National Incident Based Reporting System replaced the Uniform Crime Reporting system for Missouri crime and arrest reports. 2019 crime data might not be fully comparable to crime data in prior years.

<sup>4</sup> DSS Children's Division reports do not capture reasons for removal but document conditions present. There are often multiple conditions and factors considered when a child is placed out of the home. Only the substance use conditions are included in this profile.

<b>ALCOHOL SALES OUTLETS</b>	<b>2021</b>	<b>2020</b>	<b>2019</b>
Alcohol On-premise Drink Licenses	482	451	483
Alcohol Package Carry-out Licenses	315	308	305
<b>IMPAIRED DRIVING</b>	<b>2020</b>	<b>2019</b>	<b>2018</b>
<b>Alcohol Involved Crashes</b>	251	256	263
Fatal Crashes	13	9	14
Injury Crashes	94	100	91
Property Damage Crashes	144	147	158
Crash Fatalities	14	9	14
Crash Injuries	128	137	124
<b>Drug Involved Crashes</b>	66	48	64
Fatal Crashes	6	3	3
Injury Crashes	28	22	29
Property Damage Crashes	32	23	32
Crash Fatalities	7	3	4
Crash Injuries	43	27	42
<b>POLICE REPORTS</b> <sup>3</sup>	<b>2020</b>	<b>2019</b>	<b>2018</b>
DUI Arrests, DWI Tracking System	1,207	1,372	1,704
Liquor Law Arrests	108	329	287
Drug Arrests	1,396	2,011	2,553
Violent Offenses	1,180	1,117	1,149
Domestic Violence Reports	2,512	3,022	2,975
Property Offenses	6,030	6,791	7,169
<b>SCHOOL REPORTS</b>	<b>2020-21</b>	<b>2019-20</b>	<b>2018-19</b>
Enrollment Grades K-12	46,155	47,884	47,457
School Discipline Involving Alcohol	7	15	34
School Discipline Involving Drugs	24	52	44
School Discipline Involving Tobacco	0	4	4
Enrollment Grades 9-12	14,609	14,483	14,338
Dropouts	199	138	228
<b>JUVENILE COURT REFERRALS</b>	<b>2020</b>	<b>2019</b>	<b>2018</b>
Violent Offenses	299	365	336
Alcohol Offenses	17	17	20
Drug Offenses	74	107	102
<b>Juvenile Status Offenses</b>			
School Truancy	128	295	295
Absent from Home	69	58	85
Beyond Parental Control	164	233	167
Injurious Behavior	578	741	706
Child Abuse	193	182	158
Child Neglect	471	514	474
Child Custody Issues	105	69	85
<b>JUVENILE COURT PLACEMENTS</b>	<b>2020</b>	<b>2019</b>	<b>2018</b>
Total Out-of-Home Placements	333	413	336
<b>Conditions Present at Removal</b> <sup>4</sup>			
Parental Alcohol Use	10	8	18
Parental Drug Use	135	133	141
Parental Alcohol and Drug Use	6	6	10
<b>CRIMINAL JUSTICE</b>	<b>FY 2021</b>	<b>FY 2020</b>	<b>FY 2019</b>
Drug Treatment Court Participants	419	405	375
Probation/Parole Admissions--Drug	917	1,031	1,229
Probation/Parole Admissions--DWI	62		50
Prison Admissions--Drug	392	415	478
Prison Admissions--DWI	21	19	18
<b>EMPLOYMENT</b>	<b>2020</b>	<b>2019</b>	<b>2018</b>
Labor Force	173,957	176,613	174,827
Employed	165,527	171,500	169,866
Unemployed	8,430	5,113	4,961
Unemployment Rate	4.8%	2.9%	2.8%



# MENTAL HEALTH SERVICE AREA 13



**PLANNING AREA** Northwest  
**SERVICE AREAS**  
 Substance Use Not Applicable  
 Mental Health 13  
**POPULATION**  
 Census 2010  
 April 2020 Estimate 75,772

	2020	2019	2018
<b>BIRTHS AND DEATHS</b>			
Resident Births	915	909	970
Resident Deaths	1,128	948	985
COVID-19	143		
Suicide	25	23	22
Homicide	2	1	1
Alcohol Induced Deaths	8	5	7
Drug Induced Deaths	10	8	10
Smoking Attributable Deaths	157	161	162
<b>DISEASE INCIDENCE</b> <sup>1</sup>	<b>2020</b>	<b>2019</b>	<b>2018</b>
HIV Newly Diagnosed Cases	2	3	3
Hepatitis B Chronic, Acute, and Prenatal	3	6	2
Hepatitis C Chronic and Acute	70	43	40
Tuberculosis Infection Cases	15	13	13
<b>HOSPITAL</b> <sup>2</sup>	<b>2019</b>	<b>2018</b>	<b>2017</b>
<b>Alcohol Disorder Principal Diagnosis</b>			
Emergency Room, then Discharged	89	108	121
Emergency Room, then Admitted	9	13	14
Admitted without Emergency Room	34	26	33
<b>Alcohol Related (Secondary Diagnosis)</b>			
Emergency Room, then Discharged	161	237	254
Emergency Room, then Admitted	56	81	105
Admitted without Emergency Room	181	242	233
<b>Drug Disorder Principal Diagnosis</b>			
Emergency Room, then Discharged	83	92	63
Emergency Room, then Admitted	18	21	20
Admitted without Emergency Room	20	30	19
<b>Drug Related (Secondary Diagnosis)</b>			
Emergency Room, then Discharged	221	247	273
Emergency Room, then Admitted	98	105	127
Admitted without Emergency Room	258	280	256
<b>Mental Disorder Principal Diagnosis</b>			
Emergency Room, then Discharged	522	643	587
Emergency Room, then Admitted	127	184	116
Admitted without Emergency Room	345	590	281
<b>Mental Related (Secondary Diagnosis)</b>			
Emergency Room, then Discharged	1,117	2,043	1,662
Emergency Room, then Admitted	265	532	607
Admitted without Emergency Room	1,442	2,673	1,920

	2021	2020	2019
<b>ALCOHOL SALES OUTLETS</b>			
Alcohol On-premise Drink Licenses	75	71	75
Alcohol Package Carry-out Licenses	96	95	96
<b>IMPAIRED DRIVING</b>	<b>2020</b>	<b>2019</b>	<b>2018</b>
<b>Alcohol Involved Crashes</b>	65	64	52
Fatal Crashes	2	1	5
Injury Crashes	24	27	20
Property Damage Crashes	39	36	27
Crash Fatalities	2	1	5
Crash Injuries	27	40	27
<b>Drug Involved Crashes</b>	18	14	17
Fatal Crashes	1	0	3
Injury Crashes	9	3	4
Property Damage Crashes	8	11	10
Crash Fatalities	1	0	5
Crash Injuries	11	3	9
<b>POLICE REPORTS</b> <sup>3</sup>	<b>2020</b>	<b>2019</b>	<b>2018</b>
DUI Arrests, DWI Tracking System	312	281	302
Liquor Law Arrests	15	33	55
Drug Arrests	167	308	543
Violent Offenses	118	144	129
Domestic Violence Reports	484	475	404
Property Offenses	590	761	822
<b>SCHOOL REPORTS</b>	<b>2020-21</b>	<b>2019-20</b>	<b>2018-19</b>
Enrollment Grades K-12	11,211	11,470	11,537
School Discipline Involving Alcohol	0	0	2
School Discipline Involving Drugs	0	5	9
School Discipline Involving Tobacco	0	0	2
Enrollment Grades 9-12	3,689	3,610	3,570
Dropouts	19	5	21
<b>JUVENILE COURT REFERRALS</b>	<b>2020</b>	<b>2019</b>	<b>2018</b>
Violent Offenses	59	70	70
Alcohol Offenses	7	15	14
Drug Offenses	9	17	33
<b>Juvenile Status Offenses</b>			
School Truancy	89	163	163
Absent from Home	33	32	23
Beyond Parental Control	14	16	23
Injurious Behavior	142	188	176
Child Abuse	35	36	43
Child Neglect	292	285	196
Child Custody Issues	14	14	7
<b>JUVENILE COURT PLACEMENTS</b>	<b>2020</b>	<b>2019</b>	<b>2018</b>
Total Out-of-Home Placements	111	133	137
<b>Conditions Present at Removal</b> <sup>4</sup>			
Parental Alcohol Use	6	8	9
Parental Drug Use	30	51	59
Parental Alcohol and Drug Use	2	1	4
<b>CRIMINAL JUSTICE</b>	<b>FY 2021</b>	<b>FY 2020</b>	<b>FY 2019</b>
Drug Treatment Court Participants	120	113	99
Probation/Parole Admissions--Drug	267	332	439
Probation/Parole Admissions--DWI	29		19
Prison Admissions--Drug	143	160	227
Prison Admissions--DWI	10	12	8
<b>EMPLOYMENT</b>	<b>2020</b>	<b>2019</b>	<b>2018</b>
Labor Force	35,977	36,004	36,610
Employed	34,319	34,773	35,408
Unemployed	1,658	1,231	1,202
Unemployment Rate	4.6%	3.4%	3.3%

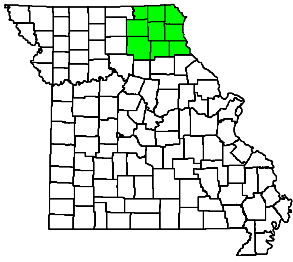
<sup>1</sup> Multi-county Kansas City hepatitis and TB case reports are included in Jackson County totals and all Joplin case reports are included in Jasper County totals.

<sup>2</sup> Hospital counts for alcohol, drug, and mental disorders are based on diagnosis codes determined by the national Healthcare Cost and Utilization Program. Individuals are counted only once in each applicable diagnosis group regardless of number of times receiving hospital services in the calendar year.

<sup>3</sup> In 2019 the National Incident Based Reporting System replaced the Uniform Crime Reporting system for Missouri crime and arrest reports. 2019 crime data might not be fully comparable to crime data in prior years.

<sup>4</sup> DSS Children's Division reports do not capture reasons for removal but document conditions present. There are often multiple conditions and factors considered when a child is placed out of the home. Only the substance use conditions are included in this profile.

# MENTAL HEALTH SERVICE AREA 14



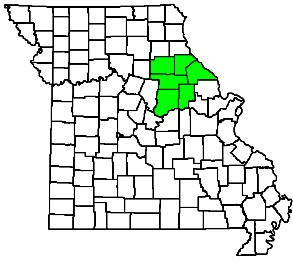
**PLANNING AREA** Central  
**SERVICE AREAS**  
 Substance Use Not Applicable  
 Mental Health 14  
**POPULATION**  
 Census 2010  
 April 2020 Estimate 104,821

	2020	2019	2018
<b>BIRTHS AND DEATHS</b>			
Resident Births	1,196	1,276	1,312
Resident Deaths	1,375	1,202	1,195
COVID-19	109		
Suicide	18	13	31
Homicide	1	3	3
Alcohol Induced Deaths	10	5	9
Drug Induced Deaths	17	13	11
Smoking Attributable Deaths	214	184	197
<b>DISEASE INCIDENCE</b> <sup>1</sup>	<b>2020</b>	<b>2019</b>	<b>2018</b>
HIV Newly Diagnosed Cases	1	2	2
Hepatitis B Chronic, Acute, and Prenatal	3	2	8
Hepatitis C Chronic and Acute	38	40	56
Tuberculosis Infection Cases	36	28	28
<b>HOSPITAL</b> <sup>2</sup>	<b>2019</b>	<b>2018</b>	<b>2017</b>
<b>Alcohol Disorder Principal Diagnosis</b>			
Emergency Room, then Discharged	134	189	227
Emergency Room, then Admitted	22	25	17
Admitted without Emergency Room	31	37	31
<b>Alcohol Related (Secondary Diagnosis)</b>			
Emergency Room, then Discharged	130	144	189
Emergency Room, then Admitted	117	159	154
Admitted without Emergency Room	166	176	227
<b>Drug Disorder Principal Diagnosis</b>			
Emergency Room, then Discharged	97	80	106
Emergency Room, then Admitted	26	16	13
Admitted without Emergency Room	12	21	23
<b>Drug Related (Secondary Diagnosis)</b>			
Emergency Room, then Discharged	146	152	227
Emergency Room, then Admitted	160	161	173
Admitted without Emergency Room	241	238	258
<b>Mental Disorder Principal Diagnosis</b>			
Emergency Room, then Discharged	578	731	606
Emergency Room, then Admitted	145	182	134
Admitted without Emergency Room	316	408	302
<b>Mental Related (Secondary Diagnosis)</b>			
Emergency Room, then Discharged	1,517	1,743	1,241
Emergency Room, then Admitted	699	1,130	927
Admitted without Emergency Room	1,195	2,273	2,015

1	Multi-county Kansas City hepatitis and TB case reports are included in Jackson County totals and all Joplin case reports are included in Jasper County totals.
2	Hospital counts for alcohol, drug, and mental disorders are based on diagnosis codes determined by the national Healthcare Cost and Utilization Program. Individuals are counted only once in each applicable diagnosis group regardless of number of times receiving hospital services in the calendar year.
3	In 2019 the National Incident Based Reporting System replaced the Uniform Crime Reporting system for Missouri crime and arrest reports. 2019 crime data might not be fully comparable to crime data in prior years.
4	DSS Children's Division reports do not capture reasons for removal but document conditions present. There are often multiple conditions and factors considered when a child is placed out of the home. Only the substance use conditions are included in this profile.

	2021	2020	2019
<b>ALCOHOL SALES OUTLETS</b>			
Alcohol On-premise Drink Licenses	140	141	145
Alcohol Package Carry-out Licenses	130	136	134
<b>IMPAIRED DRIVING</b>	<b>2020</b>	<b>2019</b>	<b>2018</b>
<b>Alcohol Involved Crashes</b>	84	91	92
Fatal Crashes	3	3	3
Injury Crashes	38	30	36
Property Damage Crashes	43	58	53
Crash Fatalities	3	4	3
Crash Injuries	48	40	45
<b>Drug Involved Crashes</b>	23	17	24
Fatal Crashes	1	0	2
Injury Crashes	13	10	10
Property Damage Crashes	9	7	12
Crash Fatalities	1	0	2
Crash Injuries	19	10	14
<b>POLICE REPORTS</b> <sup>3</sup>	<b>2020</b>	<b>2019</b>	<b>2018</b>
DUI Arrests, DWI Tracking System	361	379	392
Liquor Law Arrests	19	109	139
Drug Arrests	518	610	995
Violent Offenses	256	242	241
Domestic Violence Reports	819	864	860
Property Offenses	2,389	2,444	2,380
<b>SCHOOL REPORTS</b>	<b>2020-21</b>	<b>2019-20</b>	<b>2018-19</b>
Enrollment Grades K-12	20,940	14,415	14,532
School Discipline Involving Alcohol	0	3	6
School Discipline Involving Drugs	6	15	19
School Discipline Involving Tobacco	0	1	1
Enrollment Grades 9-12	4,515	4,393	4,382
Dropouts	34	15	35
<b>JUVENILE COURT REFERRALS</b>	<b>2020</b>	<b>2019</b>	<b>2018</b>
Violent Offenses	38	61	64
Alcohol Offenses	11	13	20
Drug Offenses	11	20	22
<b>Juvenile Status Offenses</b>			
School Truancy	92	148	148
Absent from Home	9	13	20
Beyond Parental Control	85	98	108
Injurious Behavior	140	213	217
Child Abuse	31	27	62
Child Neglect	207	325	309
Child Custody Issues	2	11	7
<b>JUVENILE COURT PLACEMENTS</b>	<b>2020</b>	<b>2019</b>	<b>2018</b>
Total Out-of-Home Placements	174	246	258
<b>Conditions Present at Removal</b> <sup>4</sup>			
Parental Alcohol Use	12	7	15
Parental Drug Use	83	114	135
Parental Alcohol and Drug Use	5	5	4
<b>CRIMINAL JUSTICE</b>	<b>FY 2021</b>	<b>FY 2020</b>	<b>FY 2019</b>
Drug Treatment Court Participants	130	144	163
Probation/Parole Admissions--Drug	291	348	495
Probation/Parole Admissions--DWI	11		16
Prison Admissions--Drug	118	162	206
Prison Admissions--DWI	3	1	6
<b>EMPLOYMENT</b>	<b>2020</b>	<b>2019</b>	<b>2018</b>
Labor Force	49,113	49,818	50,366
Employed	46,726	48,126	48,755
Unemployed	2,387	1,692	1,611
Unemployment Rate	4.9%	3.4%	3.2%

# MENTAL HEALTH SERVICE AREA 15



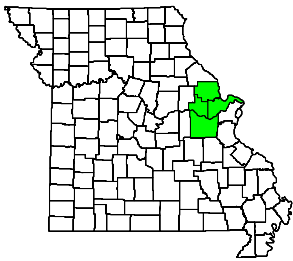
**PLANNING AREA** Central  
**SERVICE AREAS**  
 Substance Use Not Applicable  
 Mental Health 15  
**POPULATION**  
 Census 2010  
 April 2020 Estimate 117,539

	2020	2019	2018
<b>BIRTHS AND DEATHS</b>			
Resident Births	1,263	1,303	1,377
Resident Deaths	1,606	1,345	1,320
COVID-19	147		
Suicide	26	23	24
Homicide	3	6	1
Alcohol Induced Deaths	9	4	7
Drug Induced Deaths	22	25	19
Smoking Attributable Deaths	252	217	226
<b>DISEASE INCIDENCE</b> <sup>1</sup>	<b>2020</b>	<b>2019</b>	<b>2018</b>
HIV Newly Diagnosed Cases	3	8	3
Hepatitis B Chronic, Acute, and Prenatal	5	8	7
Hepatitis C Chronic and Acute	683	123	90
Tuberculosis Infection Cases	12	15	15
<b>HOSPITAL</b> <sup>2</sup>	<b>2019</b>	<b>2018</b>	<b>2017</b>
<b>Alcohol Disorder Principal Diagnosis</b>			
Emergency Room, then Discharged	178	201	165
Emergency Room, then Admitted	38	70	63
Admitted without Emergency Room	35	41	30
<b>Alcohol Related (Secondary Diagnosis)</b>			
Emergency Room, then Discharged	560	319	269
Emergency Room, then Admitted	265	319	363
Admitted without Emergency Room	150	174	172
<b>Drug Disorder Principal Diagnosis</b>			
Emergency Room, then Discharged	131	182	161
Emergency Room, then Admitted	37	61	41
Admitted without Emergency Room	32	41	48
<b>Drug Related (Secondary Diagnosis)</b>			
Emergency Room, then Discharged	363	380	503
Emergency Room, then Admitted	318	427	436
Admitted without Emergency Room	304	338	328
<b>Mental Disorder Principal Diagnosis</b>			
Emergency Room, then Discharged	931	1,046	872
Emergency Room, then Admitted	427	586	439
Admitted without Emergency Room	400	537	271
<b>Mental Related (Secondary Diagnosis)</b>			
Emergency Room, then Discharged	2,584	3,883	4,514
Emergency Room, then Admitted	1,353	2,658	2,247
Admitted without Emergency Room	1,153	2,015	1,618

1	Multi-county Kansas City hepatitis and TB case reports are included in Jackson County totals and all Joplin case reports are included in Jasper County totals.
2	Hospital counts for alcohol, drug, and mental disorders are based on diagnosis codes determined by the national Healthcare Cost and Utilization Program. Individuals are counted only once in each applicable diagnosis group regardless of number of times receiving hospital services in the calendar year.
3	In 2019 the National Incident Based Reporting System replaced the Uniform Crime Reporting system for Missouri crime and arrest reports. 2019 crime data might not be fully comparable to crime data in prior years.
4	DSS Children's Division reports do not capture reasons for removal but document conditions present. There are often multiple conditions and factors considered when a child is placed out of the home. Only the substance use conditions are included in this profile.

	2021	2020	2019
<b>ALCOHOL SALES OUTLETS</b>			
Alcohol On-premise Drink Licenses	134	131	137
Alcohol Package Carry-out Licenses	137	139	143
<b>IMPAIRED DRIVING</b>	<b>2020</b>	<b>2019</b>	<b>2018</b>
<b>Alcohol Involved Crashes</b>	118	104	111
Fatal Crashes	5	2	2
Injury Crashes	56	42	44
Property Damage Crashes	57	60	65
Crash Fatalities	5	2	3
Crash Injuries	74	53	56
<b>Drug Involved Crashes</b>	40	26	25
Fatal Crashes	4	3	2
Injury Crashes	16	13	8
Property Damage Crashes	20	10	15
Crash Fatalities	4	3	2
Crash Injuries	20	20	13
<b>POLICE REPORTS</b> <sup>3</sup>	<b>2020</b>	<b>2019</b>	<b>2018</b>
DUI Arrests, DWI Tracking System	338	398	479
Liquor Law Arrests	2	24	73
Drug Arrests	631	819	1,023
Violent Offenses	233	288	260
Domestic Violence Reports	1,363	1,308	1,352
Property Offenses	1,928	2,230	1,824
<b>SCHOOL REPORTS</b>	<b>2020-21</b>	<b>2019-20</b>	<b>2018-19</b>
Enrollment Grades K-12	13,792	14,163	14,146
School Discipline Involving Alcohol	0	3	8
School Discipline Involving Drugs	14	27	44
School Discipline Involving Tobacco	0	0	1
Enrollment Grades 9-12	4,465	4,497	4,482
Dropouts	106	44	58
<b>JUVENILE COURT REFERRALS</b>	<b>2020</b>	<b>2019</b>	<b>2018</b>
Violent Offenses	103	122	117
Alcohol Offenses	5	10	6
Drug Offenses	18	23	42
<b>Juvenile Status Offenses</b>			
School Truancy	51	100	100
Absent from Home	27	20	23
Beyond Parental Control	126	132	138
Injurious Behavior	132	122	163
Child Abuse	15	56	26
Child Neglect	179	207	184
Child Custody Issues	20	16	17
<b>JUVENILE COURT PLACEMENTS</b>	<b>2020</b>	<b>2019</b>	<b>2018</b>
Total Out-of-Home Placements	139	153	164
<b>Conditions Present at Removal</b> <sup>4</sup>			
Parental Alcohol Use	2	3	24
Parental Drug Use	74	53	67
Parental Alcohol and Drug Use	3	4	7
<b>CRIMINAL JUSTICE</b>	<b>FY 2021</b>	<b>FY 2020</b>	<b>FY 2019</b>
Drug Treatment Court Participants	123	105	116
Probation/Parole Admissions--Drug	340	353	459
Probation/Parole Admissions--DWI	24		18
Prison Admissions--Drug	117	151	179
Prison Admissions--DWI	9	11	10
<b>EMPLOYMENT</b>	<b>2020</b>	<b>2019</b>	<b>2018</b>
Labor Force	54,420	54,844	54,836
Employed	51,679	53,072	53,144
Unemployed	2,741	1,772	1,692
Unemployment Rate	5.0%	3.2%	3.1%

# MENTAL HEALTH SERVICE AREA 16



**PLANNING AREA** Eastern  
**SERVICE AREAS**  
 Substance Use Not Applicable  
 Mental Health 16  
**POPULATION**  
 Census 2010  
 April 2020 Estimate 607,386

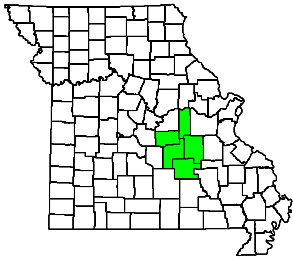
	2020	2019	2018
<b>BIRTHS AND DEATHS</b>			
Resident Births	6,291	6,767	6,729
Resident Deaths	6,006	5,090	5,046
COVID-19	598		
Suicide	109	92	100
Homicide	17	19	21
Alcohol Induced Deaths	62	42	39
Drug Induced Deaths	207	181	200
Smoking Attributable Deaths	807	786	789
<b>DISEASE INCIDENCE</b> <sup>1</sup>	<b>2020</b>	<b>2019</b>	<b>2018</b>
HIV Newly Diagnosed Cases	12	13	25
Hepatitis B Chronic, Acute, and Prenatal	18	31	29
Hepatitis C Chronic and Acute	197	261	278
Tuberculosis Infection Cases	104	66	66
<b>HOSPITAL</b> <sup>2</sup>	<b>2019</b>	<b>2018</b>	<b>2017</b>
<b>Alcohol Disorder Principal Diagnosis</b>			
Emergency Room, then Discharged	1,048	1,153	1,118
Emergency Room, then Admitted	285	434	386
Admitted without Emergency Room	390	458	417
<b>Alcohol Related (Secondary Diagnosis)</b>			
Emergency Room, then Discharged	1,307	1,338	1,160
Emergency Room, then Admitted	1,803	2,456	2,534
Admitted without Emergency Room	1,232	1,257	1,207
<b>Drug Disorder Principal Diagnosis</b>			
Emergency Room, then Discharged	1,051	1,156	1,252
Emergency Room, then Admitted	162	208	249
Admitted without Emergency Room	302	392	426
<b>Drug Related (Secondary Diagnosis)</b>			
Emergency Room, then Discharged	2,019	1,745	1,765
Emergency Room, then Admitted	1,876	2,766	3,026
Admitted without Emergency Room	1,842	1,938	2,106
<b>Mental Disorder Principal Diagnosis</b>			
Emergency Room, then Discharged	4,122	4,887	3,764
Emergency Room, then Admitted	2,327	3,938	2,958
Admitted without Emergency Room	2,184	3,148	2,003
<b>Mental Related (Secondary Diagnosis)</b>			
Emergency Room, then Discharged	9,978	25,775	20,274
Emergency Room, then Admitted	7,703	14,960	13,692
Admitted without Emergency Room	5,623	8,984	8,434

1	Multi-county Kansas City hepatitis and TB case reports are included in Jackson County totals and all Joplin case reports are included in Jasper County totals.
2	Hospital counts for alcohol, drug, and mental disorders are based on diagnosis codes determined by the national Healthcare Cost and Utilization Program. Individuals are counted only once in each applicable diagnosis group regardless of number of times receiving hospital services in the calendar year.
3	In 2019 the National Incident Based Reporting System replaced the Uniform Crime Reporting system for Missouri crime and arrest reports. 2019 crime data might not be fully comparable to crime data in prior years.
4	DSS Children's Division reports do not capture reasons for removal but document conditions present. There are often multiple conditions and factors considered when a child is placed out of the home. Only the substance use conditions are included in this profile.

<b>ALCOHOL SALES OUTLETS</b>	<b>2021</b>	<b>2020</b>	<b>2019</b>
Alcohol On-premise Drink Licenses	769	746	741
Alcohol Package Carry-out Licenses	422	413	401
<b>IMPAIRED DRIVING</b>	<b>2020</b>	<b>2019</b>	<b>2018</b>
<b>Alcohol Involved Crashes</b>	514	507	524
Fatal Crashes	10	17	9
Injury Crashes	168	155	166
Property Damage Crashes	336	335	349
Crash Fatalities	10	17	10
Crash Injuries	227	228	229
<b>Drug Involved Crashes</b>	162	113	143
Fatal Crashes	10	12	6
Injury Crashes	65	41	49
Property Damage Crashes	87	60	88
Crash Fatalities	13	13	9
Crash Injuries	99	71	86
<b>POLICE REPORTS</b> <sup>3</sup>	<b>2020</b>	<b>2019</b>	<b>2018</b>
DUI Arrests, DWI Tracking System	1,776	2,106	2,334
Liquor Law Arrests	77	149	168
Drug Arrests	1,962	2,394	2,819
Violent Offenses	1,207	1,142	1,136
Domestic Violence Reports	3,708	3,867	2,978
Property Offenses	7,982	7,054	8,427
<b>SCHOOL REPORTS</b>	<b>2020-21</b>	<b>2019-20</b>	<b>2018-19</b>
Enrollment Grades K-12	85,945	87,329	86,906
School Discipline Involving Alcohol	13	32	65
School Discipline Involving Drugs	143	182	250
School Discipline Involving Tobacco	0	6	24
Enrollment Grades 9-12	27,810	27,604	27,290
Dropouts	352	192	243
<b>JUVENILE COURT REFERRALS</b>	<b>2020</b>	<b>2019</b>	<b>2018</b>
Violent Offenses	330	450	394
Alcohol Offenses	40	47	40
Drug Offenses	94	183	163
<b>Juvenile Status Offenses</b>			
School Truancy	289	403	403
Absent from Home	249	318	276
Beyond Parental Control	23	28	37
Injurious Behavior	165	256	281
Child Abuse	51	48	39
Child Neglect	507	615	585
Child Custody Issues	40	85	64
<b>JUVENILE COURT PLACEMENTS</b>	<b>2020</b>	<b>2019</b>	<b>2018</b>
Total Out-of-Home Placements	334	346	350
<b>Conditions Present at Removal</b> <sup>4</sup>			
Parental Alcohol Use	15	17	13
Parental Drug Use	183	180	211
Parental Alcohol and Drug Use	13	15	6
<b>CRIMINAL JUSTICE</b>	<b>FY 2021</b>	<b>FY 2020</b>	<b>FY 2019</b>
Drug Treatment Court Participants	464	438	419
Probation/Parole Admissions--Drug	802	892	1,187
Probation/Parole Admissions--DWI	153		114
Prison Admissions--Drug	241	291	448
Prison Admissions--DWI	39	34	51
<b>EMPLOYMENT</b>	<b>2020</b>	<b>2019</b>	<b>2018</b>
Labor Force	324,112	326,730	319,161
Employed	306,258	317,759	310,523
Unemployed	17,854	8,971	8,638
Unemployment Rate	5.5%	2.7%	2.7%



# MENTAL HEALTH SERVICE AREA 17A



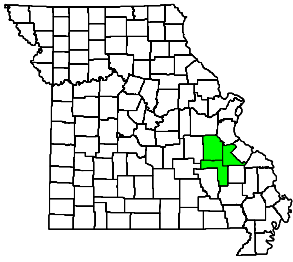
**PLANNING AREA** Southeast  
**SERVICE AREAS**  
 Substance Use Not Applicable  
 Mental Health 17A  
**POPULATION**  
 Census 2010  
 April 2020 Estimate 106,995

	2020	2019	2018
<b>BIRTHS AND DEATHS</b>			
Resident Births	1,013	1,060	1,162
Resident Deaths	1,643	1,370	1,225
COVID-19	178		
Suicide	17	26	19
Homicide	11	10	3
Alcohol Induced Deaths	11	11	11
Drug Induced Deaths	53	49	28
Smoking Attributable Deaths	231	228	216
<b>DISEASE INCIDENCE</b> <sup>1</sup>	<b>2020</b>	<b>2019</b>	<b>2018</b>
HIV Newly Diagnosed Cases	3	3	1
Hepatitis B Chronic, Acute, and Prenatal	3	10	10
Hepatitis C Chronic and Acute	85	120	90
Tuberculosis Infection Cases	19	20	20
<b>HOSPITAL</b> <sup>2</sup>	<b>2019</b>	<b>2018</b>	<b>2017</b>
<b>Alcohol Disorder Principal Diagnosis</b>			
Emergency Room, then Discharged	221	270	266
Emergency Room, then Admitted	44	78	66
Admitted without Emergency Room	59	84	56
<b>Alcohol Related (Secondary Diagnosis)</b>			
Emergency Room, then Discharged	212	217	223
Emergency Room, then Admitted	293	366	342
Admitted without Emergency Room	222	271	286
<b>Drug Disorder Principal Diagnosis</b>			
Emergency Room, then Discharged	269	259	240
Emergency Room, then Admitted	40	55	67
Admitted without Emergency Room	67	87	150
<b>Drug Related (Secondary Diagnosis)</b>			
Emergency Room, then Discharged	395	327	355
Emergency Room, then Admitted	423	434	466
Admitted without Emergency Room	328	430	515
<b>Mental Disorder Principal Diagnosis</b>			
Emergency Room, then Discharged	749	922	744
Emergency Room, then Admitted	458	567	424
Admitted without Emergency Room	407	726	447
<b>Mental Related (Secondary Diagnosis)</b>			
Emergency Room, then Discharged	1,790	4,062	2,433
Emergency Room, then Admitted	1,465	2,841	2,429
Admitted without Emergency Room	1,317	2,473	2,164

1	Multi-county Kansas City hepatitis and TB case reports are included in Jackson County totals and all Joplin case reports are included in Jasper County totals.
2	Hospital counts for alcohol, drug, and mental disorders are based on diagnosis codes determined by the national Healthcare Cost and Utilization Program. Individuals are counted only once in each applicable diagnosis group regardless of number of times receiving hospital services in the calendar year.
3	In 2019 the National Incident Based Reporting System replaced the Uniform Crime Reporting system for Missouri crime and arrest reports. 2019 crime data might not be fully comparable to crime data in prior years.
4	DSS Children's Division reports do not capture reasons for removal but document conditions present. There are often multiple conditions and factors considered when a child is placed out of the home. Only the substance use conditions are included in this profile.

	2021	2020	2019
<b>ALCOHOL SALES OUTLETS</b>			
Alcohol On-premise Drink Licenses	166	157	166
Alcohol Package Carry-out Licenses	119	114	115
<b>IMPAIRED DRIVING</b>	<b>2020</b>	<b>2019</b>	<b>2018</b>
<b>Alcohol Involved Crashes</b>	125	96	100
Fatal Crashes	4	5	1
Injury Crashes	49	37	33
Property Damage Crashes	72	54	66
Crash Fatalities	4	5	4
Crash Injuries	60	53	55
<b>Drug Involved Crashes</b>	31	22	21
Fatal Crashes	3	2	1
Injury Crashes	12	10	9
Property Damage Crashes	16	10	11
Crash Fatalities	3	2	1
Crash Injuries	15	11	15
<b>POLICE REPORTS</b> <sup>3</sup>	<b>2020</b>	<b>2019</b>	<b>2018</b>
DUI Arrests, DWI Tracking System	463	459	523
Liquor Law Arrests	36	44	37
Drug Arrests	734	834	1,121
Violent Offenses	311	337	312
Domestic Violence Reports	868	510	548
Property Offenses	2,384	2,800	2,470
<b>SCHOOL REPORTS</b>	<b>2020-21</b>	<b>2019-20</b>	<b>2018-19</b>
Enrollment Grades K-12	15,175	15,439	15,504
School Discipline Involving Alcohol	0	24	21
School Discipline Involving Drugs	24	17	19
School Discipline Involving Tobacco	0	1	1
Enrollment Grades 9-12	4,899	4,787	4,795
Dropouts	60	52	49
<b>JUVENILE COURT REFERRALS</b>	<b>2020</b>	<b>2019</b>	<b>2018</b>
Violent Offenses	33	54	60
Alcohol Offenses	6	8	14
Drug Offenses	8	20	25
<b>Juvenile Status Offenses</b>			
School Truancy	43	118	118
Absent from Home	18	27	32
Beyond Parental Control	57	57	95
Injurious Behavior	219	406	219
Child Abuse	92	85	56
Child Neglect	459	415	312
Child Custody Issues	14	15	26
<b>JUVENILE COURT PLACEMENTS</b>	<b>2020</b>	<b>2019</b>	<b>2018</b>
Total Out-of-Home Placements	271	280	208
<b>Conditions Present at Removal</b> <sup>4</sup>			
Parental Alcohol Use	3	13	12
Parental Drug Use	135	124	87
Parental Alcohol and Drug Use	11	7	2
<b>CRIMINAL JUSTICE</b>	<b>FY 2021</b>	<b>FY 2020</b>	<b>FY 2019</b>
Drug Treatment Court Participants	98	104	111
Probation/Parole Admissions--Drug	421	447	578
Probation/Parole Admissions--DWI	35		29
Prison Admissions--Drug	155	181	234
Prison Admissions--DWI	9	9	10
<b>EMPLOYMENT</b>	<b>2020</b>	<b>2019</b>	<b>2018</b>
Labor Force	48,494	48,693	48,319
Employed	45,923	47,004	46,730
Unemployed	2,571	1,689	1,589
Unemployment Rate	5.3%	3.5%	3.3%

# MENTAL HEALTH SERVICE AREA 17B



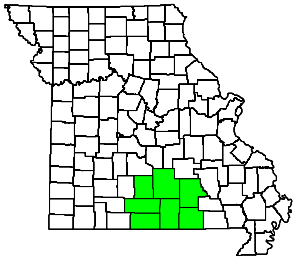
**PLANNING AREA** Southeast  
**SERVICE AREAS**  
 Substance Use Not Applicable  
 Mental Health 17B  
**POPULATION**  
 Census 2010  
 April 2020 Estimate 101,187

	2020	2019	2018
<b>BIRTHS AND DEATHS</b>			
Resident Births	1,052	1,047	1,076
Resident Deaths	1,530	1,244	1,224
COVID-19	159		
Suicide	21	16	31
Homicide	11	6	2
Alcohol Induced Deaths	10	3	6
Drug Induced Deaths	43	36	30
Smoking Attributable Deaths	244	254	252
<b>DISEASE INCIDENCE</b> <sup>1</sup>	<b>2020</b>	<b>2019</b>	<b>2018</b>
HIV Newly Diagnosed Cases	0	4	0
Hepatitis B Chronic, Acute, and Prenatal	5	11	17
Hepatitis C Chronic and Acute	432	275	204
Tuberculosis Infection Cases	38	26	26
<b>HOSPITAL</b> <sup>2</sup>	<b>2019</b>	<b>2018</b>	<b>2017</b>
<b>Alcohol Disorder Principal Diagnosis</b>			
Emergency Room, then Discharged	210	244	241
Emergency Room, then Admitted	31	39	43
Admitted without Emergency Room	30	56	52
<b>Alcohol Related (Secondary Diagnosis)</b>			
Emergency Room, then Discharged	340	368	345
Emergency Room, then Admitted	252	320	293
Admitted without Emergency Room	261	308	293
<b>Drug Disorder Principal Diagnosis</b>			
Emergency Room, then Discharged	333	352	312
Emergency Room, then Admitted	30	33	23
Admitted without Emergency Room	106	85	94
<b>Drug Related (Secondary Diagnosis)</b>			
Emergency Room, then Discharged	1,233	922	798
Emergency Room, then Admitted	404	492	431
Admitted without Emergency Room	509	586	660
<b>Mental Disorder Principal Diagnosis</b>			
Emergency Room, then Discharged	1,228	1,526	1,200
Emergency Room, then Admitted	316	568	342
Admitted without Emergency Room	564	953	540
<b>Mental Related (Secondary Diagnosis)</b>			
Emergency Room, then Discharged	5,204	9,664	5,669
Emergency Room, then Admitted	1,242	2,734	2,014
Admitted without Emergency Room	1,406	2,823	2,379

1	Multi-county Kansas City hepatitis and TB case reports are included in Jackson County totals and all Joplin case reports are included in Jasper County totals.
2	Hospital counts for alcohol, drug, and mental disorders are based on diagnosis codes determined by the national Healthcare Cost and Utilization Program. Individuals are counted only once in each applicable diagnosis group regardless of number of times receiving hospital services in the calendar year.
3	In 2019 the National Incident Based Reporting System replaced the Uniform Crime Reporting system for Missouri crime and arrest reports. 2019 crime data might not be fully comparable to crime data in prior years.
4	DSS Children's Division reports do not capture reasons for removal but document conditions present. There are often multiple conditions and factors considered when a child is placed out of the home. Only the substance use conditions are included in this profile.

	2021	2020	2019
<b>ALCOHOL SALES OUTLETS</b>			
Alcohol On-premise Drink Licenses	95	93	92
Alcohol Package Carry-out Licenses	97	95	97
<b>IMPAIRED DRIVING</b>	<b>2020</b>	<b>2019</b>	<b>2018</b>
<b>Alcohol Involved Crashes</b>	88	57	86
Fatal Crashes	4	4	2
Injury Crashes	40	24	42
Property Damage Crashes	44	29	42
Crash Fatalities	4	4	2
Crash Injuries	59	40	56
<b>Drug Involved Crashes</b>	31	28	28
Fatal Crashes	0	1	4
Injury Crashes	13	11	15
Property Damage Crashes	18	16	9
Crash Fatalities	0	1	4
Crash Injuries	18	16	27
<b>POLICE REPORTS</b> <sup>3</sup>	<b>2020</b>	<b>2019</b>	<b>2018</b>
DUI Arrests, DWI Tracking System	276	210	219
Liquor Law Arrests	4	3	17
Drug Arrests	349	563	601
Violent Offenses	264	242	224
Domestic Violence Reports	702	525	321
Property Offenses	2,258	2,417	2,191
<b>SCHOOL REPORTS</b>	<b>2020-21</b>	<b>2019-20</b>	<b>2018-19</b>
Enrollment Grades K-12	15,068	15,350	15,451
School Discipline Involving Alcohol	0	6	8
School Discipline Involving Drugs	5	20	15
School Discipline Involving Tobacco	0	4	2
Enrollment Grades 9-12	4,761	4,726	4,731
Dropouts	58	21	42
<b>JUVENILE COURT REFERRALS</b>	<b>2020</b>	<b>2019</b>	<b>2018</b>
Violent Offenses	84	235	221
Alcohol Offenses	12	5	7
Drug Offenses	9	17	18
<b>Juvenile Status Offenses</b>			
School Truancy	53	81	81
Absent from Home	21	30	16
Beyond Parental Control	29	47	80
Injurious Behavior	45	73	69
Child Abuse	13	19	46
Child Neglect	92	197	125
Child Custody Issues	0	0	1
<b>JUVENILE COURT PLACEMENTS</b>	<b>2020</b>	<b>2019</b>	<b>2018</b>
Total Out-of-Home Placements	126	214	225
<b>Conditions Present at Removal</b> <sup>4</sup>			
Parental Alcohol Use	2	5	6
Parental Drug Use	54	121	101
Parental Alcohol and Drug Use	9	6	5
<b>CRIMINAL JUSTICE</b>	<b>FY 2021</b>	<b>FY 2020</b>	<b>FY 2019</b>
Drug Treatment Court Participants	113	97	79
Probation/Parole Admissions--Drug	337	402	472
Probation/Parole Admissions--DWI	24		16
Prison Admissions--Drug	168	163	184
Prison Admissions--DWI	6	12	10
<b>EMPLOYMENT</b>	<b>2020</b>	<b>2019</b>	<b>2018</b>
Labor Force	40,057	40,412	40,253
Employed	37,231	38,803	38,640
Unemployed	2,826	1,609	1,613
Unemployment Rate	7.1%	4.0%	4.0%

# MENTAL HEALTH SERVICE AREA 18



**PLANNING AREA** Southeast  
**SERVICE AREAS**  
 Substance Use Not Applicable  
 Mental Health 18  
**POPULATION**  
 Census 2010  
 April 2020 Estimate 124,740

	2020	2019	2018
<b>BIRTHS AND DEATHS</b>			
Resident Births	1,339	1,380	1,483
Resident Deaths	1,935	1,669	1,727
COVID-19	183		
Suicide	22	27	32
Homicide	14	4	8
Alcohol Induced Deaths	18	15	10
Drug Induced Deaths	24	19	15
Smoking Attributable Deaths	294	298	337
<b>DISEASE INCIDENCE</b> <sup>1</sup>	<b>2020</b>	<b>2019</b>	<b>2018</b>
HIV Newly Diagnosed Cases	2	1	3
Hepatitis B Chronic, Acute, and Prenatal	7	20	2
Hepatitis C Chronic and Acute	121	156	107
Tuberculosis Infection Cases	19	10	10
<b>HOSPITAL</b> <sup>2</sup>	<b>2019</b>	<b>2018</b>	<b>2017</b>
<b>Alcohol Disorder Principal Diagnosis</b>			
Emergency Room, then Discharged	226	229	211
Emergency Room, then Admitted	52	85	75
Admitted without Emergency Room	72	142	125
<b>Alcohol Related (Secondary Diagnosis)</b>			
Emergency Room, then Discharged	223	245	320
Emergency Room, then Admitted	158	182	232
Admitted without Emergency Room	413	535	419
<b>Drug Disorder Principal Diagnosis</b>			
Emergency Room, then Discharged	164	178	163
Emergency Room, then Admitted	23	35	21
Admitted without Emergency Room	121	157	121
<b>Drug Related (Secondary Diagnosis)</b>			
Emergency Room, then Discharged	326	393	413
Emergency Room, then Admitted	211	245	267
Admitted without Emergency Room	623	739	674
<b>Mental Disorder Principal Diagnosis</b>			
Emergency Room, then Discharged	748	897	640
Emergency Room, then Admitted	143	198	143
Admitted without Emergency Room	727	1,146	864
<b>Mental Related (Secondary Diagnosis)</b>			
Emergency Room, then Discharged	1,217	3,522	1,756
Emergency Room, then Admitted	945	1,856	1,453
Admitted without Emergency Room	1,989	3,179	3,078

<b>ALCOHOL SALES OUTLETS</b>	<b>2021</b>	<b>2020</b>	<b>2019</b>
Alcohol On-premise Drink Licenses	86	87	88
Alcohol Package Carry-out Licenses	149	146	140
<b>IMPAIRED DRIVING</b>	<b>2020</b>	<b>2019</b>	<b>2018</b>
<b>Alcohol Involved Crashes</b>	130	104	124
Fatal Crashes	7	4	11
Injury Crashes	54	42	53
Property Damage Crashes	69	58	60
Crash Fatalities	7	4	11
Crash Injuries	76	54	78
<b>Drug Involved Crashes</b>	33	15	28
Fatal Crashes	5	0	3
Injury Crashes	9	8	12
Property Damage Crashes	19	7	13
Crash Fatalities	5	0	3
Crash Injuries	18	12	18
<b>POLICE REPORTS</b> <sup>3</sup>	<b>2020</b>	<b>2019</b>	<b>2018</b>
DUI Arrests, DWI Tracking System	457	459	466
Liquor Law Arrests	11	66	90
Drug Arrests	765	887	1,229
Violent Offenses	313	344	330
Domestic Violence Reports	520	697	541
Property Offenses	1,826	2,060	1,965
<b>SCHOOL REPORTS</b>	<b>2020-21</b>	<b>2019-20</b>	<b>2018-19</b>
Enrollment Grades K-12	18,189	18,691	18,724
School Discipline Involving Alcohol	0	20	8
School Discipline Involving Drugs	0	22	30
School Discipline Involving Tobacco	0	3	6
Enrollment Grades 9-12	5,783	5,674	5,656
Dropouts	33	5	14
<b>JUVENILE COURT REFERRALS</b>	<b>2020</b>	<b>2019</b>	<b>2018</b>
Violent Offenses	35	51	53
Alcohol Offenses	15	18	19
Drug Offenses	22	22	21
<b>Juvenile Status Offenses</b>			
School Truancy	90	103	103
Absent from Home	38	27	35
Beyond Parental Control	39	59	74
Injurious Behavior	108	192	171
Child Abuse	79	85	96
Child Neglect	223	446	422
Child Custody Issues	118	134	95
<b>JUVENILE COURT PLACEMENTS</b>	<b>2020</b>	<b>2019</b>	<b>2018</b>
Total Out-of-Home Placements	199	287	256
<b>Conditions Present at Removal</b> <sup>4</sup>			
Parental Alcohol Use	5	11	9
Parental Drug Use	81	106	141
Parental Alcohol and Drug Use	5	13	7
<b>CRIMINAL JUSTICE</b>	<b>FY 2021</b>	<b>FY 2020</b>	<b>FY 2019</b>
Drug Treatment Court Participants	113	159	156
Probation/Parole Admissions--Drug	349	432	548
Probation/Parole Admissions--DWI	27		19
Prison Admissions--Drug	141	134	201
Prison Admissions--DWI	9	7	10
<b>EMPLOYMENT</b>	<b>2020</b>	<b>2019</b>	<b>2018</b>
Labor Force	48,438	48,773	48,311
Employed	45,158	46,513	46,246
Unemployed	3,280	2,260	2,065
Unemployment Rate	6.8%	4.6%	4.3%

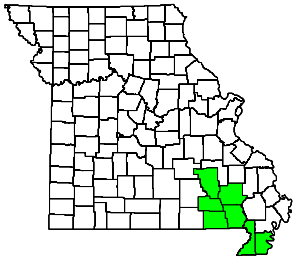
<sup>1</sup> Multi-county Kansas City hepatitis and TB case reports are included in Jackson County totals and all Joplin case reports are included in Jasper County totals.

<sup>2</sup> Hospital counts for alcohol, drug, and mental disorders are based on diagnosis codes determined by the national Healthcare Cost and Utilization Program. Individuals are counted only once in each applicable diagnosis group regardless of number of times receiving hospital services in the calendar year.

<sup>3</sup> In 2019 the National Incident Based Reporting System replaced the Uniform Crime Reporting system for Missouri crime and arrest reports. 2019 crime data might not be fully comparable to crime data in prior years.

<sup>4</sup> DSS Children's Division reports do not capture reasons for removal but document conditions present. There are often multiple conditions and factors considered when a child is placed out of the home. Only the substance use conditions are included in this profile.

# MENTAL HEALTH SERVICE AREA 19



**PLANNING AREA** Southeast  
**SERVICE AREAS**  
 Substance Use Not Applicable  
 Mental Health 19  
**POPULATION**  
 Census 2010  
 April 2020 Estimate 124,914

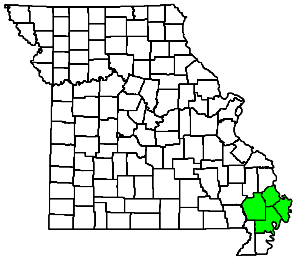
<b>BIRTHS AND DEATHS</b>	<b>2020</b>	<b>2019</b>	<b>2018</b>
Resident Births	1,565	1,582	1,547
Resident Deaths	2,179	1,741	1,916
COVID-19	189		
Suicide	22	25	28
Homicide	19	11	20
Alcohol Induced Deaths	16	15	19
Drug Induced Deaths	34	19	33
Smoking Attributable Deaths	379	331	364
<b>DISEASE INCIDENCE</b> <sup>1</sup>	<b>2020</b>	<b>2019</b>	<b>2018</b>
HIV Newly Diagnosed Cases	4	2	4
Hepatitis B Chronic, Acute, and Prenatal	4	9	5
Hepatitis C Chronic and Acute	107	133	137
Tuberculosis Infection Cases	28	13	13
<b>HOSPITAL</b> <sup>2</sup>	<b>2019</b>	<b>2018</b>	<b>2017</b>
<b>Alcohol Disorder Principal Diagnosis</b>			
Emergency Room, then Discharged	201	179	214
Emergency Room, then Admitted	50	71	57
Admitted without Emergency Room	45	55	56
<b>Alcohol Related (Secondary Diagnosis)</b>			
Emergency Room, then Discharged	266	362	403
Emergency Room, then Admitted	320	397	380
Admitted without Emergency Room	306	369	434
<b>Drug Disorder Principal Diagnosis</b>			
Emergency Room, then Discharged	305	329	308
Emergency Room, then Admitted	142	197	149
Admitted without Emergency Room	86	121	109
<b>Drug Related (Secondary Diagnosis)</b>			
Emergency Room, then Discharged	607	710	662
Emergency Room, then Admitted	596	730	748
Admitted without Emergency Room	557	748	787
<b>Mental Disorder Principal Diagnosis</b>			
Emergency Room, then Discharged	1,272	1,729	1,472
Emergency Room, then Admitted	468	801	679
Admitted without Emergency Room	625	1,305	798
<b>Mental Related (Secondary Diagnosis)</b>			
Emergency Room, then Discharged	3,995	7,385	4,563
Emergency Room, then Admitted	1,422	2,990	3,060
Admitted without Emergency Room	1,895	3,945	3,822

<b>ALCOHOL SALES OUTLETS</b>	<b>2021</b>	<b>2020</b>	<b>2019</b>
Alcohol On-premise Drink Licenses	133	130	144
Alcohol Package Carry-out Licenses	201	195	201
<b>IMPAIRED DRIVING</b>	<b>2020</b>	<b>2019</b>	<b>2018</b>
<b>Alcohol Involved Crashes</b>	104	102	108
Fatal Crashes	3	5	3
Injury Crashes	43	38	49
Property Damage Crashes	58	59	56
Crash Fatalities	3	5	3
Crash Injuries	56	53	70
<b>Drug Involved Crashes</b>	29	28	39
Fatal Crashes	3	6	1
Injury Crashes	10	10	14
Property Damage Crashes	16	12	24
Crash Fatalities	4	6	1
Crash Injuries	13	17	15
<b>POLICE REPORTS</b> <sup>3</sup>	<b>2020</b>	<b>2019</b>	<b>2018</b>
DUI Arrests, DWI Tracking System	334	415	424
Liquor Law Arrests	1	19	48
Drug Arrests	485	665	1,065
Violent Offenses	521	589	596
Domestic Violence Reports	1,394	1,200	1,263
Property Offenses	3,376	3,571	3,927
<b>SCHOOL REPORTS</b>	<b>2020-21</b>	<b>2019-20</b>	<b>2018-19</b>
Enrollment Grades K-12	19,692	20,202	20,399
School Discipline Involving Alcohol	6	10	7
School Discipline Involving Drugs	18	26	37
School Discipline Involving Tobacco	0	4	8
Enrollment Grades 9-12	5,847	5,904	5,890
Dropouts	87	63	73
<b>JUVENILE COURT REFERRALS</b>	<b>2020</b>	<b>2019</b>	<b>2018</b>
Violent Offenses	122	184	160
Alcohol Offenses	4	5	6
Drug Offenses	25	28	36
<b>Juvenile Status Offenses</b>			
School Truancy	44	102	102
Absent from Home	61	87	66
Beyond Parental Control	84	95	151
Injurious Behavior	58	125	186
Child Abuse	25	58	75
Child Neglect	427	660	655
Child Custody Issues	18	15	14
<b>JUVENILE COURT PLACEMENTS</b>	<b>2020</b>	<b>2019</b>	<b>2018</b>
Total Out-of-Home Placements	304	412	368
<b>Conditions Present at Removal</b> <sup>4</sup>			
Parental Alcohol Use	1	5	7
Parental Drug Use	195	219	203
Parental Alcohol and Drug Use	1	6	2
<b>CRIMINAL JUSTICE</b>	<b>FY 2021</b>	<b>FY 2020</b>	<b>FY 2019</b>
Drug Treatment Court Participants	229	255	300
Probation/Parole Admissions--Drug	547	646	792
Probation/Parole Admissions--DWI	22		20
Prison Admissions--Drug	222	269	326
Prison Admissions--DWI	6	12	8
<b>EMPLOYMENT</b>	<b>2020</b>	<b>2019</b>	<b>2018</b>
Labor Force	51,534	51,868	52,581
Employed	48,003	49,316	49,985
Unemployed	3,531	2,552	2,596
Unemployment Rate	6.9%	4.9%	4.9%

1	Multi-county Kansas City hepatitis and TB case reports are included in Jackson County totals and all Joplin case reports are included in Jasper County totals.
2	Hospital counts for alcohol, drug, and mental disorders are based on diagnosis codes determined by the national Healthcare Cost and Utilization Program. Individuals are counted only once in each applicable diagnosis group regardless of number of times receiving hospital services in the calendar year.
3	In 2019 the National Incident Based Reporting System replaced the Uniform Crime Reporting system for Missouri crime and arrest reports. 2019 crime data might not be fully comparable to crime data in prior years.
4	DSS Children's Division reports do not capture reasons for removal but document conditions present. There are often multiple conditions and factors considered when a child is placed out of the home. Only the substance use conditions are included in this profile.



# MENTAL HEALTH SERVICE AREA 20



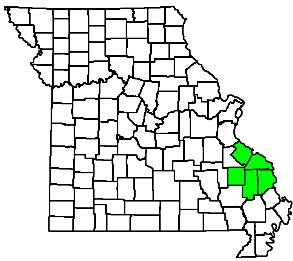
**PLANNING AREA** Southeast  
**SERVICE AREAS**  
 Substance Use Not Applicable  
 Mental Health 20  
**POPULATION**  
 Census 2010  
 April 2020 Estimate 96,673

	2020	2019	2018
<b>BIRTHS AND DEATHS</b>			
Resident Births	1,191	1,225	1,201
Resident Deaths	1,573	1,270	1,345
COVID-19	170		
Suicide	14	22	26
Homicide	11	8	5
Alcohol Induced Deaths	3	4	5
Drug Induced Deaths	17	12	25
Smoking Attributable Deaths	277	247	273
<b>DISEASE INCIDENCE</b> <sup>1</sup>	<b>2020</b>	<b>2019</b>	<b>2018</b>
HIV Newly Diagnosed Cases	3	4	5
Hepatitis B Chronic, Acute, and Prenatal	1	5	10
Hepatitis C Chronic and Acute	41	85	92
Tuberculosis Infection Cases	10	7	7
<b>HOSPITAL</b> <sup>2</sup>	<b>2019</b>	<b>2018</b>	<b>2017</b>
<b>Alcohol Disorder Principal Diagnosis</b>			
Emergency Room, then Discharged	170	147	129
Emergency Room, then Admitted	19	24	47
Admitted without Emergency Room	39	49	52
<b>Alcohol Related (Secondary Diagnosis)</b>			
Emergency Room, then Discharged	205	279	232
Emergency Room, then Admitted	108	100	235
Admitted without Emergency Room	305	306	415
<b>Drug Disorder Principal Diagnosis</b>			
Emergency Room, then Discharged	302	220	171
Emergency Room, then Admitted	37	52	41
Admitted without Emergency Room	111	79	89
<b>Drug Related (Secondary Diagnosis)</b>			
Emergency Room, then Discharged	743	598	423
Emergency Room, then Admitted	159	199	398
Admitted without Emergency Room	556	663	709
<b>Mental Disorder Principal Diagnosis</b>			
Emergency Room, then Discharged	952	1,012	776
Emergency Room, then Admitted	101	224	285
Admitted without Emergency Room	611	908	576
<b>Mental Related (Secondary Diagnosis)</b>			
Emergency Room, then Discharged	3,602	6,439	3,332
Emergency Room, then Admitted	466	874	1,598
Admitted without Emergency Room	1,921	4,088	3,285

1	Multi-county Kansas City hepatitis and TB case reports are included in Jackson County totals and all Joplin case reports are included in Jasper County totals.
2	Hospital counts for alcohol, drug, and mental disorders are based on diagnosis codes determined by the national Healthcare Cost and Utilization Program. Individuals are counted only once in each applicable diagnosis group regardless of number of times receiving hospital services in the calendar year.
3	In 2019 the National Incident Based Reporting System replaced the Uniform Crime Reporting system for Missouri crime and arrest reports. 2019 crime data might not be fully comparable to crime data in prior years.
4	DSS Children's Division reports do not capture reasons for removal but document conditions present. There are often multiple conditions and factors considered when a child is placed out of the home. Only the substance use conditions are included in this profile.

	2021	2020	2019
<b>ALCOHOL SALES OUTLETS</b>			
Alcohol On-premise Drink Licenses	82	85	87
Alcohol Package Carry-out Licenses	121	115	109
<b>IMPAIRED DRIVING</b>	<b>2020</b>	<b>2019</b>	<b>2018</b>
<b>Alcohol Involved Crashes</b>	110	57	69
Fatal Crashes	4	0	4
Injury Crashes	41	30	24
Property Damage Crashes	65	27	41
Crash Fatalities	5	0	4
Crash Injuries	71	38	31
<b>Drug Involved Crashes</b>	22	29	27
Fatal Crashes	1	3	1
Injury Crashes	11	13	16
Property Damage Crashes	10	13	10
Crash Fatalities	1	3	1
Crash Injuries	16	20	21
<b>POLICE REPORTS</b> <sup>3</sup>	<b>2020</b>	<b>2019</b>	<b>2018</b>
DUI Arrests, DWI Tracking System	317	387	366
Liquor Law Arrests	5	12	30
Drug Arrests	480	552	680
Violent Offenses	350	345	395
Domestic Violence Reports	682	873	841
Property Offenses	1,539	1,757	1,721
<b>SCHOOL REPORTS</b>	<b>2020-21</b>	<b>2019-20</b>	<b>2018-19</b>
Enrollment Grades K-12	15,297	15,670	15,728
School Discipline Involving Alcohol	0	2	5
School Discipline Involving Drugs	5	17	25
School Discipline Involving Tobacco	5	13	17
Enrollment Grades 9-12	4,760	4,645	4,661
Dropouts	28	14	31
<b>JUVENILE COURT REFERRALS</b>	<b>2020</b>	<b>2019</b>	<b>2018</b>
Violent Offenses	102	142	157
Alcohol Offenses	4	4	17
Drug Offenses	31	31	47
<b>Juvenile Status Offenses</b>			
School Truancy	137	122	122
Absent from Home	17	20	27
Beyond Parental Control	59	65	99
Injurious Behavior	95	93	134
Child Abuse	31	58	89
Child Neglect	363	553	490
Child Custody Issues	84	69	205
<b>JUVENILE COURT PLACEMENTS</b>	<b>2020</b>	<b>2019</b>	<b>2018</b>
Total Out-of-Home Placements	246	357	363
<b>Conditions Present at Removal</b> <sup>4</sup>			
Parental Alcohol Use	4	11	14
Parental Drug Use	168	215	230
Parental Alcohol and Drug Use	7	21	7
<b>CRIMINAL JUSTICE</b>	<b>FY 2021</b>	<b>FY 2020</b>	<b>FY 2019</b>
Drug Treatment Court Participants	132	124	117
Probation/Parole Admissions--Drug	425	576	734
Probation/Parole Admissions--DWI	28		21
Prison Admissions--Drug	188	240	297
Prison Admissions--DWI	11	18	4
<b>EMPLOYMENT</b>	<b>2020</b>	<b>2019</b>	<b>2018</b>
Labor Force	47,294	47,090	47,090
Employed	44,651	45,162	45,214
Unemployed	2,643	1,928	1,876
Unemployment Rate	5.6%	4.1%	4.0%

# MENTAL HEALTH SERVICE AREA 21



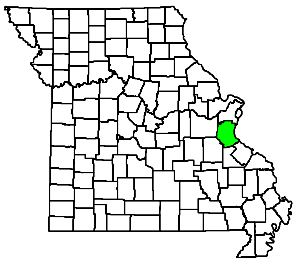
**PLANNING AREA** Southeast  
**SERVICE AREAS**  
 Substance Use Not Applicable  
 Mental Health 21  
**POPULATION**  
 Census 2010  
 April 2020 Estimate 140,854

	2020	2019	2018
<b>BIRTHS AND DEATHS</b>			
Resident Births	1,586	1,527	1,683
Resident Deaths	1,939	1,480	1,575
COVID-19	182		
Suicide	35	24	29
Homicide	6	5	8
Alcohol Induced Deaths	13	6	8
Drug Induced Deaths	42	32	34
Smoking Attributable Deaths	262	256	258
<b>DISEASE INCIDENCE</b> <sup>1</sup>	<b>2020</b>	<b>2019</b>	<b>2018</b>
HIV Newly Diagnosed Cases	8	7	3
Hepatitis B Chronic, Acute, and Prenatal	9	8	6
Hepatitis C Chronic and Acute	66	69	69
Tuberculosis Infection Cases	35	11	11
<b>HOSPITAL</b> <sup>2</sup>	<b>2019</b>	<b>2018</b>	<b>2017</b>
<b>Alcohol Disorder Principal Diagnosis</b>			
Emergency Room, then Discharged	251	274	233
Emergency Room, then Admitted	27	68	50
Admitted without Emergency Room	55	85	69
<b>Alcohol Related (Secondary Diagnosis)</b>			
Emergency Room, then Discharged	374	424	365
Emergency Room, then Admitted	125	202	295
Admitted without Emergency Room	307	378	397
<b>Drug Disorder Principal Diagnosis</b>			
Emergency Room, then Discharged	307	309	299
Emergency Room, then Admitted	22	22	19
Admitted without Emergency Room	92	71	62
<b>Drug Related (Secondary Diagnosis)</b>			
Emergency Room, then Discharged	1,104	769	597
Emergency Room, then Admitted	192	257	299
Admitted without Emergency Room	460	575	660
<b>Mental Disorder Principal Diagnosis</b>			
Emergency Room, then Discharged	1,215	1,717	1,360
Emergency Room, then Admitted	155	198	200
Admitted without Emergency Room	543	815	544
<b>Mental Related (Secondary Diagnosis)</b>			
Emergency Room, then Discharged	5,362	9,622	5,796
Emergency Room, then Admitted	652	1,989	1,505
Admitted without Emergency Room	1,794	3,847	3,278

1	Multi-county Kansas City hepatitis and TB case reports are included in Jackson County totals and all Joplin case reports are included in Jasper County totals.
2	Hospital counts for alcohol, drug, and mental disorders are based on diagnosis codes determined by the national Healthcare Cost and Utilization Program. Individuals are counted only once in each applicable diagnosis group regardless of number of times receiving hospital services in the calendar year.
3	In 2019 the National Incident Based Reporting System replaced the Uniform Crime Reporting system for Missouri crime and arrest reports. 2019 crime data might not be fully comparable to crime data in prior years.
4	DSS Children's Division reports do not capture reasons for removal but document conditions present. There are often multiple conditions and factors considered when a child is placed out of the home. Only the substance use conditions are included in this profile.

	2021	2020	2019
<b>ALCOHOL SALES OUTLETS</b>			
Alcohol On-premise Drink Licenses	237	222	223
Alcohol Package Carry-out Licenses	141	137	135
<b>IMPAIRED DRIVING</b>	<b>2020</b>	<b>2019</b>	<b>2018</b>
<b>Alcohol Involved Crashes</b>	131	121	117
Fatal Crashes	1	2	1
Injury Crashes	36	44	37
Property Damage Crashes	94	75	79
Crash Fatalities	1	1	1
Crash Injuries	48	63	43
<b>Drug Involved Crashes</b>	25	32	25
Fatal Crashes	0	1	2
Injury Crashes	10	13	7
Property Damage Crashes	15	18	16
Crash Fatalities	0	1	2
Crash Injuries	15	21	10
<b>POLICE REPORTS</b> <sup>3</sup>	<b>2020</b>	<b>2019</b>	<b>2018</b>
DUI Arrests, DWI Tracking System	431	450	457
Liquor Law Arrests	11	61	73
Drug Arrests	523	501	658
Violent Offenses	667	518	417
Domestic Violence Reports	934	1,087	940
Property Offenses	2,297	2,539	2,670
<b>SCHOOL REPORTS</b>	<b>2020-21</b>	<b>2019-20</b>	<b>2018-19</b>
Enrollment Grades K-12	17,892	18,105	18,059
School Discipline Involving Alcohol	0	1	11
School Discipline Involving Drugs	26	16	31
School Discipline Involving Tobacco	0	0	1
Enrollment Grades 9-12	5,562	5,444	5,444
Dropouts	110	45	95
<b>JUVENILE COURT REFERRALS</b>	<b>2020</b>	<b>2019</b>	<b>2018</b>
Violent Offenses	49	105	154
Alcohol Offenses	9	10	4
Drug Offenses	16	26	30
<b>Juvenile Status Offenses</b>			
School Truancy	98	310	310
Absent from Home	54	65	53
Beyond Parental Control	33	28	34
Injurious Behavior	69	65	98
Child Abuse	43	60	52
Child Neglect	186	319	303
Child Custody Issues	9	15	15
<b>JUVENILE COURT PLACEMENTS</b>	<b>2020</b>	<b>2019</b>	<b>2018</b>
Total Out-of-Home Placements	195	257	244
<b>Conditions Present at Removal</b> <sup>4</sup>			
Parental Alcohol Use	6	1	9
Parental Drug Use	113	140	148
Parental Alcohol and Drug Use	9	6	6
<b>CRIMINAL JUSTICE</b>	<b>FY 2021</b>	<b>FY 2020</b>	<b>FY 2019</b>
Drug Treatment Court Participants	96	87	86
Probation/Parole Admissions--Drug	343	499	601
Probation/Parole Admissions--DWI	19		14
Prison Admissions--Drug	137	153	257
Prison Admissions--DWI	8	12	13
<b>EMPLOYMENT</b>	<b>2020</b>	<b>2019</b>	<b>2018</b>
Labor Force	70,282	71,081	70,338
Employed	66,522	68,970	68,349
Unemployed	3,760	2,111	1,989
Unemployment Rate	5.3%	3.0%	2.8%

# MENTAL HEALTH SERVICE AREA 22



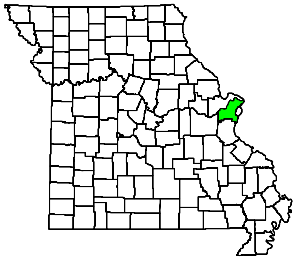
**PLANNING AREA** Eastern  
**SERVICE AREAS**  
 Substance Use Not Applicable  
 Mental Health 22  
**POPULATION**  
 Census 2010  
 April 2020 Estimate 226,543

	2020	2019	2018
<b>BIRTHS AND DEATHS</b>			
Resident Births	2,387	2,507	2,547
Resident Deaths	2,469	2,175	2,181
COVID-19	200		
Suicide	65	55	60
Homicide	9	11	10
Alcohol Induced Deaths	35	24	17
Drug Induced Deaths	115	103	122
Smoking Attributable Deaths	370	371	376
<b>DISEASE INCIDENCE</b> <sup>1</sup>	<b>2020</b>	<b>2019</b>	<b>2018</b>
HIV Newly Diagnosed Cases	5	9	3
Hepatitis B Chronic, Acute, and Prenatal	11	14	3
Hepatitis C Chronic and Acute	108	142	167
Tuberculosis Infection Cases	29	17	17
<b>HOSPITAL</b> <sup>2</sup>	<b>2019</b>	<b>2018</b>	<b>2017</b>
<b>Alcohol Disorder Principal Diagnosis</b>			
Emergency Room, then Discharged	278	400	356
Emergency Room, then Admitted	81	147	160
Admitted without Emergency Room	58	79	78
<b>Alcohol Related (Secondary Diagnosis)</b>			
Emergency Room, then Discharged	255	352	301
Emergency Room, then Admitted	760	946	971
Admitted without Emergency Room	231	266	246
<b>Drug Disorder Principal Diagnosis</b>			
Emergency Room, then Discharged	467	632	588
Emergency Room, then Admitted	94	99	129
Admitted without Emergency Room	111	131	148
<b>Drug Related (Secondary Diagnosis)</b>			
Emergency Room, then Discharged	642	759	690
Emergency Room, then Admitted	1,050	1,631	1,498
Admitted without Emergency Room	507	598	573
<b>Mental Disorder Principal Diagnosis</b>			
Emergency Room, then Discharged	1,531	1,861	1,190
Emergency Room, then Admitted	1,181	2,069	1,409
Admitted without Emergency Room	440	780	449
<b>Mental Related (Secondary Diagnosis)</b>			
Emergency Room, then Discharged	2,026	7,292	7,190
Emergency Room, then Admitted	3,744	6,493	5,613
Admitted without Emergency Room	1,919	2,841	2,545

1	Multi-county Kansas City hepatitis and TB case reports are included in Jackson County totals and all Joplin case reports are included in Jasper County totals.
2	Hospital counts for alcohol, drug, and mental disorders are based on diagnosis codes determined by the national Healthcare Cost and Utilization Program. Individuals are counted only once in each applicable diagnosis group regardless of number of times receiving hospital services in the calendar year.
3	In 2019 the National Incident Based Reporting System replaced the Uniform Crime Reporting system for Missouri crime and arrest reports. 2019 crime data might not be fully comparable to crime data in prior years.
4	DSS Children's Division reports do not capture reasons for removal but document conditions present. There are often multiple conditions and factors considered when a child is placed out of the home. Only the substance use conditions are included in this profile.

<b>ALCOHOL SALES OUTLETS</b>	<b>2021</b>	<b>2020</b>	<b>2019</b>
Alcohol On-premise Drink Licenses	178	178	182
Alcohol Package Carry-out Licenses	151	146	147
<b>IMPAIRED DRIVING</b>	<b>2020</b>	<b>2019</b>	<b>2018</b>
<b>Alcohol Involved Crashes</b>	191	184	197
Fatal Crashes	8	8	7
Injury Crashes	73	63	73
Property Damage Crashes	110	113	117
Crash Fatalities	8	8	9
Crash Injuries	106	99	85
<b>Drug Involved Crashes</b>	77	85	52
Fatal Crashes	9	12	9
Injury Crashes	30	26	19
Property Damage Crashes	38	47	24
Crash Fatalities	10	12	11
Crash Injuries	51	43	39
<b>POLICE REPORTS</b> <sup>3</sup>	<b>2020</b>	<b>2019</b>	<b>2018</b>
DUI Arrests, DWI Tracking System	684	766	751
Liquor Law Arrests	14	83	99
Drug Arrests	707	1,138	1,182
Violent Offenses	726	583	485
Domestic Violence Reports	1,451	1,287	1,275
Property Offenses	3,787	4,279	3,919
<b>SCHOOL REPORTS</b>	<b>2020-21</b>	<b>2019-20</b>	<b>2018-19</b>
Enrollment Grades K-12	32,598	33,217	33,336
School Discipline Involving Alcohol	0	13	35
School Discipline Involving Drugs	46	81	146
School Discipline Involving Tobacco	0	0	2
Enrollment Grades 9-12	10,456	10,283	10,256
Dropouts	217	113	158
<b>JUVENILE COURT REFERRALS</b>	<b>2020</b>	<b>2019</b>	<b>2018</b>
Violent Offenses	204	277	326
Alcohol Offenses	14	32	49
Drug Offenses	36	85	86
<b>Juvenile Status Offenses</b>			
School Truancy	95	177	177
Absent from Home	88	121	122
Beyond Parental Control	67	108	89
Injurious Behavior	61	134	80
Child Abuse	110	99	147
Child Neglect	212	227	322
Child Custody Issues	88	77	81
<b>JUVENILE COURT PLACEMENTS</b>	<b>2020</b>	<b>2019</b>	<b>2018</b>
Total Out-of-Home Placements	278	266	345
<b>Conditions Present at Removal</b> <sup>4</sup>			
Parental Alcohol Use	2	7	39
Parental Drug Use	168	162	226
Parental Alcohol and Drug Use	13	9	11
<b>CRIMINAL JUSTICE</b>	<b>FY 2021</b>	<b>FY 2020</b>	<b>FY 2019</b>
Drug Treatment Court Participants	60	67	72
Probation/Parole Admissions--Drug	493	550	556
Probation/Parole Admissions--DWI	56		58
Prison Admissions--Drug	167	178	236
Prison Admissions--DWI	10	13	21
<b>EMPLOYMENT</b>	<b>2020</b>	<b>2019</b>	<b>2018</b>
Labor Force	116,774	118,177	116,200
Employed	109,655	114,498	112,580
Unemployed	7,119	3,679	3,620
Unemployment Rate	6.1%	3.1%	3.1%

# MENTAL HEALTH SERVICE AREA 23



**PLANNING AREA** Eastern  
**SERVICE AREAS**  
 Substance Use Not Applicable  
 Mental Health 23  
**POPULATION**  
 Census 2010  
 April 2020 Estimate 994,020

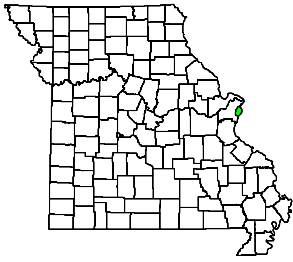
<b>BIRTHS AND DEATHS</b>	<b>2020</b>	<b>2019</b>	<b>2018</b>
Resident Births	10,575	11,386	11,359
Resident Deaths	12,502	10,313	10,876
COVID-19	1,365		
Suicide	143	142	149
Homicide	189	163	162
Alcohol Induced Deaths	98	69	77
Drug Induced Deaths	407	338	363
Smoking Attributable Deaths	1,390	1,388	1,475
<b>DISEASE INCIDENCE</b> <sup>1</sup>	<b>2020</b>	<b>2019</b>	<b>2018</b>
HIV Newly Diagnosed Cases	89	133	91
Hepatitis B Chronic, Acute, and Prenatal	118	113	122
Hepatitis C Chronic and Acute	360	446	501
Tuberculosis Infection Cases	416	510	510
<b>HOSPITAL</b> <sup>2</sup>	<b>2019</b>	<b>2018</b>	<b>2017</b>
<b>Alcohol Disorder Principal Diagnosis</b>			
Emergency Room, then Discharged	1,841	2,219	2,212
Emergency Room, then Admitted	591	926	936
Admitted without Emergency Room	450	499	452
<b>Alcohol Related (Secondary Diagnosis)</b>			
Emergency Room, then Discharged	2,042	2,204	2,404
Emergency Room, then Admitted	3,202	4,609	5,098
Admitted without Emergency Room	1,401	1,480	1,370
<b>Drug Disorder Principal Diagnosis</b>			
Emergency Room, then Discharged	1,833	2,177	2,237
Emergency Room, then Admitted	420	472	472
Admitted without Emergency Room	438	618	674
<b>Drug Related (Secondary Diagnosis)</b>			
Emergency Room, then Discharged	5,007	4,139	4,806
Emergency Room, then Admitted	4,223	6,077	6,715
Admitted without Emergency Room	2,373	2,693	2,876
<b>Mental Disorder Principal Diagnosis</b>			
Emergency Room, then Discharged	6,820	8,426	6,248
Emergency Room, then Admitted	4,473	7,435	5,029
Admitted without Emergency Room	2,002	3,520	2,113
<b>Mental Related (Secondary Diagnosis)</b>			
Emergency Room, then Discharged	17,146	27,695	24,678
Emergency Room, then Admitted	14,460	30,038	26,859
Admitted without Emergency Room	8,932	12,897	11,016

1	Multi-county Kansas City hepatitis and TB case reports are included in Jackson County totals and all Joplin case reports are included in Jasper County totals.
2	Hospital counts for alcohol, drug, and mental disorders are based on diagnosis codes determined by the national Healthcare Cost and Utilization Program. Individuals are counted only once in each applicable diagnosis group regardless of number of times receiving hospital services in the calendar year.
3	In 2019 the National Incident Based Reporting System replaced the Uniform Crime Reporting system for Missouri crime and arrest reports. 2019 crime data might not be fully comparable to crime data in prior years.
4	DSS Children's Division reports do not capture reasons for removal but document conditions present. There are often multiple conditions and factors considered when a child is placed out of the home. Only the substance use conditions are included in this profile.

<b>ALCOHOL SALES OUTLETS</b>	<b>2021</b>	<b>2020</b>	<b>2019</b>
Alcohol On-premise Drink Licenses	1,243	1,198	1,252
Alcohol Package Carry-out Licenses	664	650	656
<b>IMPAIRED DRIVING</b>	<b>2020</b>	<b>2019</b>	<b>2018</b>
<b>Alcohol Involved Crashes</b>	573	686	673
Fatal Crashes	14	12	8
Injury Crashes	216	224	232
Property Damage Crashes	343	450	433
Crash Fatalities	14	13	9
Crash Injuries	291	339	342
<b>Drug Involved Crashes</b>	201	186	192
Fatal Crashes	15	11	8
Injury Crashes	95	83	86
Property Damage Crashes	91	92	98
Crash Fatalities	19	12	12
Crash Injuries	130	143	119
<b>POLICE REPORTS</b> <sup>3</sup>	<b>2020</b>	<b>2019</b>	<b>2018</b>
DUI Arrests, DWI Tracking System	1,860	2,496	2,809
Liquor Law Arrests	134	171	281
Drug Arrests	3,903	5,504	6,843
Violent Offenses	4,274	3,607	3,531
Domestic Violence Reports	6,289	4,550	3,962
Property Offenses	22,354	23,686	22,448
<b>SCHOOL REPORTS</b>	<b>2020-21</b>	<b>2019-20</b>	<b>2018-19</b>
Enrollment Grades K-12	132,306	136,429	137,424
School Discipline Involving Alcohol	0	40	26
School Discipline Involving Drugs	54	237	249
School Discipline Involving Tobacco	0	11	12
Enrollment Grades 9-12	42,778	42,968	43,103
Dropouts	511	568	885
<b>JUVENILE COURT REFERRALS</b>	<b>2020</b>	<b>2019</b>	<b>2018</b>
Violent Offenses	508	858	821
Alcohol Offenses	22	29	33
Drug Offenses	131	205	222
<b>Juvenile Status Offenses</b>			
School Truancy	187	305	305
Absent from Home	721	860	953
Beyond Parental Control	20	103	115
Injurious Behavior	28	54	53
Child Abuse	274	296	298
Child Neglect	575	609	603
Child Custody Issues	163	145	218
<b>JUVENILE COURT PLACEMENTS</b>	<b>2020</b>	<b>2019</b>	<b>2018</b>
Total Out-of-Home Placements	437	457	438
<b>Conditions Present at Removal</b> <sup>4</sup>			
Parental Alcohol Use	10	16	7
Parental Drug Use	130	119	117
Parental Alcohol and Drug Use	6	0	3
<b>CRIMINAL JUSTICE</b>	<b>FY 2021</b>	<b>FY 2020</b>	<b>FY 2019</b>
Drug Treatment Court Participants	380	421	408
Probation/Parole Admissions--Drug	327	616	1,141
Probation/Parole Admissions--DWI	62		96
Prison Admissions--Drug	62	91	215
Prison Admissions--DWI	7	12	14
<b>EMPLOYMENT</b>	<b>2020</b>	<b>2019</b>	<b>2018</b>
Labor Force	524,721	533,085	525,125
Employed	491,901	516,722	509,324
Unemployed	32,820	16,363	15,801
Unemployment Rate	6.3%	3.1%	3.0%



# MENTAL HEALTH SERV. AREAS 24-25



**PLANNING AREA** Eastern  
**SERVICE AREAS**  
 Substance Use Not Applicable  
 Mental Health 24, 25  
**POPULATION**  
 Census 2010  
 April 2020 Estimate 297,645

	2020	2019	2018
<b>BIRTHS AND DEATHS</b>			
Resident Births	3,792	3,952	4,137
Resident Deaths	3,666	3,022	3,035
COVID-19	330		
Suicide	37	47	44
Homicide	193	129	134
Alcohol Induced Deaths	71	58	47
Drug Induced Deaths	303	252	225
Smoking Attributable Deaths	384	381	383
<b>DISEASE INCIDENCE</b> <sup>1</sup>	<b>2020</b>	<b>2019</b>	<b>2018</b>
HIV Newly Diagnosed Cases	67	79	90
Hepatitis B Chronic, Acute, and Prenatal	44	77	90
Hepatitis C Chronic and Acute	308	500	567
Tuberculosis Infection Cases	213	130	130
<b>HOSPITAL</b> <sup>2</sup>	<b>2019</b>	<b>2018</b>	<b>2017</b>
<b>Alcohol Disorder Principal Diagnosis</b>			
Emergency Room, then Discharged	1,160	1,459	1,793
Emergency Room, then Admitted	293	460	524
Admitted without Emergency Room	183	204	226
<b>Alcohol Related (Secondary Diagnosis)</b>			
Emergency Room, then Discharged	1,300	1,521	1,615
Emergency Room, then Admitted	1,607	2,436	2,920
Admitted without Emergency Room	644	830	850
<b>Drug Disorder Principal Diagnosis</b>			
Emergency Room, then Discharged	1,284	1,668	1,623
Emergency Room, then Admitted	380	458	479
Admitted without Emergency Room	348	461	501
<b>Drug Related (Secondary Diagnosis)</b>			
Emergency Room, then Discharged	3,472	3,746	3,978
Emergency Room, then Admitted	2,596	4,159	4,800
Admitted without Emergency Room	1,552	2,141	1,950
<b>Mental Disorder Principal Diagnosis</b>			
Emergency Room, then Discharged	2,685	4,315	2,613
Emergency Room, then Admitted	1,756	3,279	2,426
Admitted without Emergency Room	1,068	2,190	1,273
<b>Mental Related (Secondary Diagnosis)</b>			
Emergency Room, then Discharged	6,677	11,814	9,840
Emergency Room, then Admitted	4,427	8,955	9,120
Admitted without Emergency Room	2,432	3,756	3,865

<b>ALCOHOL SALES OUTLETS</b>	<b>2021</b>	<b>2020</b>	<b>2019</b>
Alcohol On-premise Drink Licenses	763	738	802
Alcohol Package Carry-out Licenses	155	154	155
<b>IMPAIRED DRIVING</b>	<b>2020</b>	<b>2019</b>	<b>2018</b>
<b>Alcohol Involved Crashes</b>	64	82	74
Fatal Crashes	2	2	0
Injury Crashes	31	40	28
Property Damage Crashes	31	40	46
Crash Fatalities	2	2	0
Crash Injuries	44	74	46
<b>Drug Involved Crashes</b>	21	15	28
Fatal Crashes	0	0	1
Injury Crashes	16	8	11
Property Damage Crashes	5	7	16
Crash Fatalities	0	0	1
Crash Injuries	28	13	13
<b>POLICE REPORTS</b> <sup>3</sup>	<b>2020</b>	<b>2019</b>	<b>2018</b>
DUI Arrests, DWI Tracking System	195	170	178
Liquor Law Arrests	0	358	414
Drug Arrests	828	1,807	1,922
Violent Offenses	6,018	5,796	5,525
Domestic Violence Reports	718	2,117	2,228
Property Offenses	17,619	18,752	18,367
<b>SCHOOL REPORTS</b>	<b>2020-21</b>	<b>2019-20</b>	<b>2018-19</b>
Enrollment Grades K-12	30,392	32,382	31,200
School Discipline Involving Alcohol	0	1	1
School Discipline Involving Drugs	0	63	76
School Discipline Involving Tobacco	0	0	0
Enrollment Grades 9-12	8,163	7,474	7,686
Dropouts	405	425	502
<b>JUVENILE COURT REFERRALS</b>	<b>2020</b>	<b>2019</b>	<b>2018</b>
Violent Offenses	137	231	253
Alcohol Offenses	1	2	1
Drug Offenses	33	52	36
<b>Juvenile Status Offenses</b>			
School Truancy	121	209	209
Absent from Home	32	23	51
Beyond Parental Control	5	6	9
Injurious Behavior	10	13	5
Child Abuse	29	40	49
Child Neglect	478	568	521
Child Custody Issues	67	77	101
<b>JUVENILE COURT PLACEMENTS</b>	<b>2020</b>	<b>2019</b>	<b>2018</b>
Total Out-of-Home Placements	241	300	279
<b>Conditions Present at Removal</b> <sup>4</sup>			
Parental Alcohol Use	9	5	6
Parental Drug Use	91	111	83
Parental Alcohol and Drug Use	3	5	1
<b>CRIMINAL JUSTICE</b>	<b>FY 2021</b>	<b>FY 2020</b>	<b>FY 2019</b>
Drug Treatment Court Participants	279	467	576
Probation/Parole Admissions--Drug	277	484	859
Probation/Parole Admissions--DWI	0		2
Prison Admissions--Drug	109	158	253
Prison Admissions--DWI	0	0	1
<b>EMPLOYMENT</b>	<b>2020</b>	<b>2019</b>	<b>2018</b>
Labor Force	152,292	153,066	153,678
Employed	139,334	147,111	147,800
Unemployed	12,958	5,955	5,878
Unemployment Rate	8.5%	3.9%	3.8%

1	Multi-county Kansas City hepatitis and TB case reports are included in Jackson County totals and all Joplin case reports are included in Jasper County totals.
2	Hospital counts for alcohol, drug, and mental disorders are based on diagnosis codes determined by the national Healthcare Cost and Utilization Program. Individuals are counted only once in each applicable diagnosis group regardless of number of times receiving hospital services in the calendar year.
3	In 2019 the National Incident Based Reporting System replaced the Uniform Crime Reporting system for Missouri crime and arrest reports. 2019 crime data might not be fully comparable to crime data in prior years.
4	DSS Children's Division reports do not capture reasons for removal but document conditions present. There are often multiple conditions and factors considered when a child is placed out of the home. Only the substance use conditions are included in this profile.