

Section E: BEHAVIORAL HEALTH INDICATORS

Click on the [red links](#) or scroll down to view these profiles:

MISSOURI AND COUNTIES

Missouri	E-001	Adair County	E-002	Andrew County	E-003	Atchison County	E-004
Audrain County	E-005	Barry County	E-006	Barton County	E-007	Bates County	E-008
Benton County	E-009	Bollinger County	E-010	Boone County	E-011	Buchanan County	E-012
Butler County	E-013	Caldwell County	E-014	Callaway County	E-015	Camden County	E-016
Cape Girardeau County	E-017	Carroll County	E-018	Carter County	E-019	Cass County	E-020
Cedar County	E-021	Chariton County	E-022	Christian County	E-023	Clark County	E-024
Clay County	E-025	Clinton County	E-026	Cole County	E-027	Cooper County	E-028
Crawford County	E-029	Dade County	E-030	Dallas County	E-031	Daviess County	E-032
DeKalb County	E-033	Dent County	E-034	Douglas County	E-035	Dunklin County	E-036
Franklin County	E-037	Gasconade County	E-038	Gentry County	E-039	Greene County	E-040
Grundy County	E-041	Harrison County	E-042	Henry County	E-043	Hickory County	E-044
Holt County	E-045	Howard County	E-046	Howell County	E-047	Iron County	E-048
Jackson County	E-049	Jasper County	E-050	Jefferson County	E-051	Johnson County	E-052
Knox County	E-053	Laclede County	E-054	Lafayette County	E-055	Lawrence County	E-056
Lewis County	E-057	Lincoln County	E-058	Linn County	E-059	Livingston County	E-060
McDonald County	E-061	Macon County	E-062	Madison County	E-063	Maries County	E-064
Marion County	E-065	Mercer County	E-066	Miller County	E-067	Mississippi County	E-068
Moniteau County	E-069	Monroe County	E-070	Montgomery County	E-071	Morgan County	E-072
New Madrid County	E-073	Newton County	E-074	Nodaway County	E-075	Oregon County	E-076
Osage County	E-077	Ozark County	E-078	Pemiscot County	E-079	Perry County	E-080
Pettis County	E-081	Phelps County	E-082	Pike County	E-083	Platte County	E-084
Polk County	E-085	Pulaski County	E-086	Putnam County	E-087	Ralls County	E-088
Randolph County	E-089	Ray County	E-090	Reynolds County	E-091	Ripley County	E-092
Saint Charles County	E-093	Saint Clair County	E-094	Saint Genevieve County	E-095	Saint Francois County	E-096
Saint Louis County	E-097	Saline County	E-098	Schuyler County	E-099	Scotland County	E-100
Scott County	E-101	Shannon County	E-102	Shelby County	E-103	Stoddard County	E-104
Stone County	E-105	Sullivan County	E-106	Taney County	E-107	Texas County	E-108
Vernon County	E-109	Warren County	E-110	Washington County	E-111	Wayne County	E-112
Webster County	E-113	Worth County	E-114	Wright County	E-115	Saint Louis City	E-116

DIVISION OF BEHAVIORAL HEALTH: DATA ANALYSIS REGIONS

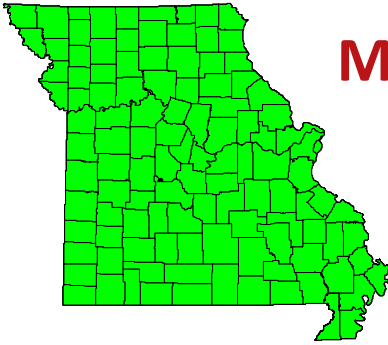
Northwest Region	E-117	Central Region	E-118	Eastern Region	E-119	Southwest Region	E-120
Southeast Region	E-121						

SUBSTANCE USE DISORDER SERVICE AREAS

SUD Service Area 1	E-122	SUD Service Areas 2-5	E-123	SUD Service Area 6	E-124	SUD Service Area 7	E-125
SUD Service Area 8	E-126	SUD Service Area 9	E-127	SUD Service Area 10	E-128	SUD Service Area 11	E-129
SUD Service Area 12	E-130	SUD Service Area 13	E-131	SUD Service Area 14	E-132	SUD Service Area 15	E-133
SUD Service Area 16	E-134	SUD Service Area 17	E-135	SUD Service Area 18	E-136	SUD Service Area 19	E-137
SUD Service Area 20	E-138	SUD Service Area 21	E-139	SUD Service Area 22	E-140	SUD Service Areas 23-25	E-141

MENTAL HEALTH SERVICE AREAS

MH Service Area 1	E-142	MH Service Areas 2-5	E-143	MH Service Area 6	E-144	MH Service Area 7	E-145
MH Service Area 8A	E-146	MH Service Area 8B	E-147	MH Service Area 9	E-148	MH Service Area 10	E-149
MH Service Area 11	E-150	MH Service Area 12	E-151	MH Service Area 13	E-152	MH Service Area 14	E-153
MH Service Area 15	E-154	MH Service Area 16	E-155	MH Service Area 17A	E-156	MH Service Area 17B	E-157
MH Service Area 18	E-158	MH Service Area 19	E-159	MH Service Area 20	E-160	MH Service Area 21	E-161
MH Service Area 22	E-162	MH Service Area 23	E-163	MH Service Areas 24-25	E-164		



MISSOURI

Data on this page pertain to the map area shaded green.

DEMOGRAPHICS

	2023	2022	2021
Population Estimate	6,196,156	6,177,957	6,169,823
Labor Force	3,087,759	3,061,279	3,062,449
Employed	2,993,587	2,984,340	2,928,368
Unemployed	94,172	76,939	134,081
Unemployment Rate	3.0%	2.5%	4.4%
Median Household Income	-----	\$64,783	\$61,815
Poverty Estimate, Individuals of All Ages	-----	787,164	765,097
Poverty Estimate, Children Under Age 18	-----	224,201	222,992

Source: U.S. Bureau of the Census.

BIRTHS AND DEATHS

	2023	2022	2021
Resident Births	67,065	68,954	69,269
Resident Deaths	66,470	71,776	73,832
Suicide	1,131	1,214	1,174
Homicide	608	740	716
Alcohol Induced Deaths	777	910	921
Drug Induced Deaths	2,016	2,251	2,239
Smoking Attributable Deaths	9,771	9,955	9,892

Source: Missouri Department of Health and Senior Services

IMPAIRED DRIVING

	2023	2022	2021
Alcohol Involved Fatal Crashes	125	134	132
Alcohol Involved Injury Crashes	1,967	1,870	2,036
Alcohol Involved Property Damage Crashes	2,954	3,008	3,199
Killed in Alcohol Involved Crashes	138	145	163
Injured in Alcohol Involved Crashes	2,795	2,620	2,831
Drug Involved Fatal Crashes	55	51	88
Drug Involved Injury Crashes	467	439	622
Drug Involved Property Damage Crashes	511	556	829
Killed in Drug Involved Crashes	73	56	94
Injured in Drug Involved Crashes	750	623	941

Source: Missouri Department of Public Safety, Missouri State Highway Patrol.

POLICE REPORTS

	2023	2022	2021
DUI Arrests, DWI Tracking System	21,991	20,987	20,559
Liquor Law Arrests	1,932	2,043	2,218
Drug Arrests	19,783	31,998	26,226
Violent Offenses	28,439	29,794	32,170
Domestic Violence Reports	37,064	36,053	37,235
Property Offenses	133,453	144,835	140,004

Source: Missouri Department of Public Safety, Missouri State Highway Patrol.

SCHOOL REPORTS

	2022-23	2021-22
Reported School Suspensions	15,586	13,706
Reported Substance Related Suspensions	3,957	2,854
Reported Violence or Weapon Suspensions	1,288	1,101
Enrollment Grades K-8	586,731	590,033
Enrollment Grades 9-12	275,368	272,529
Dropouts	4,850	5,315

Source: Missouri Department of Elementary and Secondary Education. County-level data are aggregated by school district. Reported suspensions and dropouts fewer than five (5) in a district are suppressed and represented as zero (0) in the county totals.

----- Indicates data not currently available

HOSPITAL / EMERGENCY ROOM

Principal Disorder	2022	2021	2020
Alcohol Use: E.R. Services, then Discharged	17,760	18,371	18,441
Alcohol Use: E.R. Services, then Admitted	5,378	5,414	5,439
Alcohol Use: Admitted without E.R. Services	4,132	4,486	4,268
Drug Use: E.R. Services, then Discharged	21,743	15,420	15,829
Drug Use: E.R. Services, then Admitted	4,811	2,714	2,896
Drug Use: Admitted without E.R. Services	4,592	3,358	3,340
Mental: E.R. Services, then Discharged	51,664	55,527	52,446
Mental: E.R. Services, then Admitted	22,083	27,725	27,408
Mental: Admitted without E.R. Services	31,977	36,424	37,130

Related Disorder

Alcohol Use: E.R. Services, then Discharged	16,267	15,902	17,326
Alcohol Use: E.R. Services, then Admitted	20,120	20,310	20,259
Alcohol Use: Admitted without E.R. Services	15,294	15,818	16,153
Drug Use: E.R. Services, then Discharged	42,158	32,017	31,474
Drug Use: E.R. Services, then Admitted	26,515	30,961	29,449
Drug Use: Admitted without E.R. Services	26,588	28,793	28,315

Source: Missouri Department of Health and Senior Services. Hospital encounters are categorized based on ICD-10 diagnosis codes. Beginning with 2020 data, individuals with more than one encounter for a substance use or mental disorder are counted for each encounter they have during the calendar year. Related disorders are those that are listed with a secondary diagnosis.

JUVENILE PLACEMENTS

	2023	2022	2021
Total Out-of-Home Placements	5,731	6,067	6,745
Parent/Caretaker Alcohol Use Reported	318	304	326
Parent/Caretaker Drug Use Reported	2,390	2,768	3,375

Source: Missouri Department of Social Services, Children's Division. Multiple factors are often considered when a child is placed out of the home. Removals involving parental substance use conditions are included in this profile.

JUVENILE COURT REFERRALS

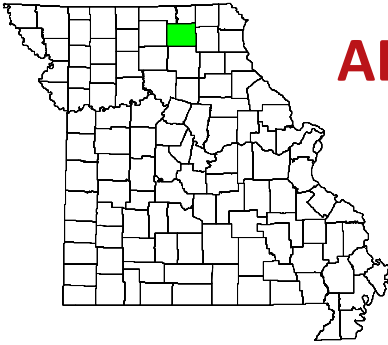
	2023	2022	2021
Child Abuse	2,288	2,278	2,116
Child Neglect	8,124	8,553	9,970
Child Custody Issues	1,390	1,723	1,648
Juvenile Violent Offenses	6,175	5,662	4,420
Juvenile Alcohol Offenses	543	514	281
Juvenile Drug Offenses	1,367	1,959	1,166
School Truancy	2,852	3,039	2,525
Absent from Home	2,373	2,261	2,166
Beyond Parental Control	1,906	1,680	1,549
Injurious Behavior	5,447	4,975	3,709

Source: Missouri Office of State Courts Administrator.

CRIMINAL JUSTICE

	FY 2024	FY 2023	FY 2022
Treatment Court Participants	6,246	6,380	6,344
Drug Conviction: Probation	5,468	5,998	6,599
Drug Conviction: Prison	3,194	3,518	4,130
Drug Conviction: Parole	4,003	4,431	4,592
DWI Conviction: Probation	864	862	884
DWI Conviction: Prison	273	294	339
DWI Conviction: Parole	261	277	313

Sources: Missouri Office of State Courts Administrator; Missouri Department of Corrections.



ADAIR COUNTY

Data on this page pertain to the map area shaded green.

DEMOGRAPHICS

	2023	2022	2021
Population Estimate	25,122	25,165	25,179
Labor Force	9,857	9,841	9,908
Employed	9,499	9,547	9,481
Unemployed	358	294	427
Unemployment Rate	3.6%	3.0%	4.3%
Median Household Income	-----	\$46,433	\$47,619
Poverty Estimate, Individuals of All Ages	-----	6,334	5,348
Poverty Estimate, Children Under Age 18	-----	1,040	877

Source: U.S. Bureau of the Census.

BIRTHS AND DEATHS

	2023	2022	2021
Resident Births	283	282	266
Resident Deaths	214	249	290
Suicide	4	9	2
Homicide	1	2	1
Alcohol Induced Deaths	0	2	2
Drug Induced Deaths	3	0	1
Smoking Attributable Deaths	36	32	41

Source: Missouri Department of Health and Senior Services

IMPAIRED DRIVING

	2023	2022	2021
Alcohol Involved Fatal Crashes	0	0	0
Alcohol Involved Injury Crashes	3	7	7
Alcohol Involved Property Damage Crashes	6	4	4
Killed in Alcohol Involved Crashes	0	0	0
Injured in Alcohol Involved Crashes	3	8	7
Drug Involved Fatal Crashes	0	0	0
Drug Involved Injury Crashes	1	1	0
Drug Involved Property Damage Crashes	3	0	1
Killed in Drug Involved Crashes	0	0	0
Injured in Drug Involved Crashes	1	1	0

Source: Missouri Department of Public Safety, Missouri State Highway Patrol.

POLICE REPORTS

	2023	2022	2021
DUI Arrests, DWI Tracking System	94	61	63
Liquor Law Arrests	1	5	11
Drug Arrests	65	96	18
Violent Offenses	77	96	100
Domestic Violence Reports	102	114	114
Property Offenses	576	887	854

Source: Missouri Department of Public Safety, Missouri State Highway Patrol.

SCHOOL REPORTS

	2022-23	2021-22
Reported School Suspensions	26	17
Reported Substance Related Suspensions	0	0
Reported Violence or Weapon Suspensions	0	0
Enrollment Grades K-8	1,745	1,739
Enrollment Grades 9-12	949	911
Dropouts	25	11

Source: Missouri Department of Elementary and Secondary Education. County-level data are aggregated by school district. Reported suspensions and dropouts fewer than five (5) in a district are suppressed and represented as zero (0) in the county totals.

----- Indicates data not currently available

HOSPITAL / EMERGENCY ROOM

Principal Disorder	2022	2021	2020
Alcohol Use: E.R. Services, then Discharged	67	62	77
Alcohol Use: E.R. Services, then Admitted	6	9	3
Alcohol Use: Admitted without E.R. Services	14	11	11
Drug Use: E.R. Services, then Discharged	45	25	39
Drug Use: E.R. Services, then Admitted	9	3	4
Drug Use: Admitted without E.R. Services	12	3	2
Mental: E.R. Services, then Discharged	166	187	173
Mental: E.R. Services, then Admitted	55	40	23
Mental: Admitted without E.R. Services	105	105	91

Related Disorder

Alcohol Use: E.R. Services, then Discharged	90	87	65
Alcohol Use: E.R. Services, then Admitted	18	14	10
Alcohol Use: Admitted without E.R. Services	90	66	59
Drug Use: E.R. Services, then Discharged	91	75	77
Drug Use: E.R. Services, then Admitted	30	20	17
Drug Use: Admitted without E.R. Services	118	124	94

Source: Missouri Department of Health and Senior Services. Hospital encounters are categorized based on ICD-10 diagnosis codes. Beginning with 2020 data, individuals with more than one encounter for a substance use or mental disorder are counted for each encounter they have during the calendar year. Related disorders are those that are listed with a secondary diagnosis.

JUVENILE PLACEMENTS

	2023	2022	2021
Total Out-of-Home Placements	68	78	54
Parent/Caretaker Alcohol Use Reported	5	6	2
Parent/Caretaker Drug Use Reported	14	36	35

Source: Missouri Department of Social Services, Children's Division. Multiple factors are often considered when a child is placed out of the home. Removals involving parental substance use conditions are included in this profile.

JUVENILE COURT REFERRALS

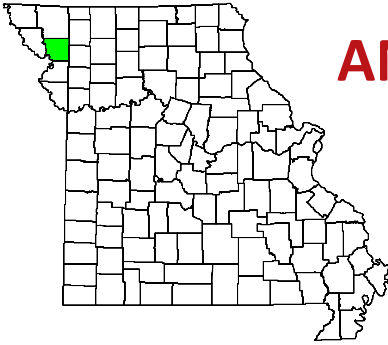
	2023	2022	2021
Child Abuse	3	6	3
Child Neglect	75	87	61
Child Custody Issues	1	0	0
Juvenile Violent Offenses	26	24	23
Juvenile Alcohol Offenses	4	5	0
Juvenile Drug Offenses	3	8	6
School Truancy	13	3	3
Absent from Home	8	16	12
Beyond Parental Control	13	3	10
Injurious Behavior	19	11	10

Source: Missouri Office of State Courts Administrator.

CRIMINAL JUSTICE

	FY 2024	FY 2023	FY 2022
Treatment Court Participants	93	95	68
Drug Conviction: Probation	33	28	20
Drug Conviction: Prison	23	26	22
Drug Conviction: Parole	20	23	22
DWI Conviction: Probation	1	2	4
DWI Conviction: Prison	0	1	1
DWI Conviction: Parole	0	0	1

Sources: Missouri Office of State Courts Administrator; Missouri Department of Corrections.



ANDREW COUNTY

Data on this page pertain to the map area shaded green.

DEMOGRAPHICS

	2023	2022	2021
Population Estimate	18,127	18,003	18,009
Labor Force	9,439	9,400	9,656
Employed	9,194	9,201	9,364
Unemployed	245	199	292
Unemployment Rate	2.6%	2.1%	3.0%
Median Household Income	-----	\$72,630	\$63,665
Poverty Estimate, Individuals of All Ages	-----	1,418	1,543
Poverty Estimate, Children Under Age 18	-----	407	436

Source: U.S. Bureau of the Census.

BIRTHS AND DEATHS

	2023	2022	2021
Resident Births	155	159	179
Resident Deaths	167	184	193
Suicide	7	2	0
Homicide	1	0	0
Alcohol Induced Deaths	0	1	1
Drug Induced Deaths	2	4	4
Smoking Attributable Deaths	30	31	25

Source: Missouri Department of Health and Senior Services

IMPAIRED DRIVING

	2023	2022	2021
Alcohol Involved Fatal Crashes	0	0	0
Alcohol Involved Injury Crashes	3	5	4
Alcohol Involved Property Damage Crashes	7	7	8
Killed in Alcohol Involved Crashes	0	0	0
Injured in Alcohol Involved Crashes	6	10	4
Drug Involved Fatal Crashes	0	0	0
Drug Involved Injury Crashes	2	0	2
Drug Involved Property Damage Crashes	1	2	1
Killed in Drug Involved Crashes	0	0	0
Injured in Drug Involved Crashes	2	0	3

Source: Missouri Department of Public Safety, Missouri State Highway Patrol.

POLICE REPORTS

	2023	2022	2021
DUI Arrests, DWI Tracking System	122	88	91
Liquor Law Arrests	5	6	1
Drug Arrests	33	76	75
Violent Offenses	23	32	22
Domestic Violence Reports	39	85	42
Property Offenses	97	125	187

Source: Missouri Department of Public Safety, Missouri State Highway Patrol.

SCHOOL REPORTS

	2022-23	2021-22
Reported School Suspensions	17	18
Reported Substance Related Suspensions	8	0
Reported Violence or Weapon Suspensions	0	0
Enrollment Grades K-8	1,945	1,966
Enrollment Grades 9-12	828	816
Dropouts	7	12

Source: Missouri Department of Elementary and Secondary Education. County-level data are aggregated by school district. Reported suspensions and dropouts fewer than five (5) in a district are suppressed and represented as zero (0) in the county totals.

----- Indicates data not currently available

HOSPITAL / EMERGENCY ROOM

Principal Disorder	2022	2021	2020
Alcohol Use: E.R. Services, then Discharged	29	21	12
Alcohol Use: E.R. Services, then Admitted	4	7	12
Alcohol Use: Admitted without E.R. Services	10	3	6
Drug Use: E.R. Services, then Discharged	30	25	9
Drug Use: E.R. Services, then Admitted	2	8	13
Drug Use: Admitted without E.R. Services	6	0	1
Mental: E.R. Services, then Discharged	82	60	55
Mental: E.R. Services, then Admitted	21	45	41
Mental: Admitted without E.R. Services	105	51	58

Related Disorder

Alcohol Use: E.R. Services, then Discharged	27	41	36
Alcohol Use: E.R. Services, then Admitted	9	53	56
Alcohol Use: Admitted without E.R. Services	61	12	10
Drug Use: E.R. Services, then Discharged	38	46	33
Drug Use: E.R. Services, then Admitted	9	60	52
Drug Use: Admitted without E.R. Services	64	18	21

Source: Missouri Department of Health and Senior Services. Hospital encounters are categorized based on ICD-10 diagnosis codes. Beginning with 2020 data, individuals with more than one encounter for a substance use or mental disorder are counted for each encounter they have during the calendar year. Related disorders are those that are listed with a secondary diagnosis.

JUVENILE PLACEMENTS

	2023	2022	2021
Total Out-of-Home Placements	3	5	5
Parent/Caretaker Alcohol Use Reported	0	0	2
Parent/Caretaker Drug Use Reported	1	1	3

Source: Missouri Department of Social Services, Children's Division. Multiple factors are often considered when a child is placed out of the home. Removals involving parental substance use conditions are included in this profile.

JUVENILE COURT REFERRALS

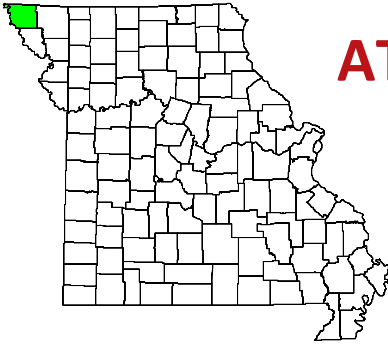
	2023	2022	2021
Child Abuse	2	5	5
Child Neglect	4	6	7
Child Custody Issues	0	0	0
Juvenile Violent Offenses	7	6	2
Juvenile Alcohol Offenses	1	0	2
Juvenile Drug Offenses	1	3	0
School Truancy	0	6	6
Absent from Home	3	2	2
Beyond Parental Control	6	0	1
Injurious Behavior	12	13	13

Source: Missouri Office of State Courts Administrator.

CRIMINAL JUSTICE

	FY 2024	FY 2023	FY 2022
Treatment Court Participants	0	0	0
Drug Conviction: Probation	19	27	47
Drug Conviction: Prison	8	7	6
Drug Conviction: Parole	16	11	8
DWI Conviction: Probation	4	3	2
DWI Conviction: Prison	2	0	1
DWI Conviction: Parole	0	0	1

Sources: Missouri Office of State Courts Administrator; Missouri Department of Corrections.



ATCHISON COUNTY

Data on this page pertain to the map area shaded green.

DEMOGRAPHICS

	2023	2022	2021
Population Estimate	5,107	5,182	5,227
Labor Force	2,421	2,554	2,655
Employed	2,356	2,493	2,569
Unemployed	65	61	86
Unemployment Rate	2.7%	2.4%	3.2%
Median Household Income	-----	\$57,883	\$54,708
Poverty Estimate, Individuals of All Ages	-----	629	644
Poverty Estimate, Children Under Age 18	-----	174	185

Source: U.S. Bureau of the Census.

BIRTHS AND DEATHS

	2023	2022	2021
Resident Births	60	52	38
Resident Deaths	84	92	95
Suicide	0	0	0
Homicide	0	0	0
Alcohol Induced Deaths	0	1	1
Drug Induced Deaths	0	1	1
Smoking Attributable Deaths	11	15	13

Source: Missouri Department of Health and Senior Services

IMPAIRED DRIVING

	2023	2022	2021
Alcohol Involved Fatal Crashes	0	0	1
Alcohol Involved Injury Crashes	1	2	0
Alcohol Involved Property Damage Crashes	8	6	6
Killed in Alcohol Involved Crashes	0	0	1
Injured in Alcohol Involved Crashes	1	2	4
Drug Involved Fatal Crashes	0	0	1
Drug Involved Injury Crashes	0	0	0
Drug Involved Property Damage Crashes	0	0	0
Killed in Drug Involved Crashes	0	0	1
Injured in Drug Involved Crashes	0	0	4

Source: Missouri Department of Public Safety, Missouri State Highway Patrol.

POLICE REPORTS

	2023	2022	2021
DUI Arrests, DWI Tracking System	20	17	24
Liquor Law Arrests	2	4	7
Drug Arrests	0	3	13
Violent Offenses	4	5	2
Domestic Violence Reports	7	8	11
Property Offenses	15	34	20

Source: Missouri Department of Public Safety, Missouri State Highway Patrol.

SCHOOL REPORTS

	2022-23	2021-22
Reported School Suspensions	0	0
Reported Substance Related Suspensions	0	0
Reported Violence or Weapon Suspensions	0	0
Enrollment Grades K-8	550	562
Enrollment Grades 9-12	235	240
Dropouts	0	0

Source: Missouri Department of Elementary and Secondary Education. County-level data are aggregated by school district. Reported suspensions and dropouts fewer than five (5) in a district are suppressed and represented as zero (0) in the county totals.

----- Indicates data not currently available

HOSPITAL / EMERGENCY ROOM

Principal Disorder	2022	2021	2020
Alcohol Use: E.R. Services, then Discharged	1	5	5
Alcohol Use: E.R. Services, then Admitted	0	1	3
Alcohol Use: Admitted without E.R. Services	3	2	1
Drug Use: E.R. Services, then Discharged	5	1	5
Drug Use: E.R. Services, then Admitted	2	1	2
Drug Use: Admitted without E.R. Services	1	0	0
Mental: E.R. Services, then Discharged	32	28	53
Mental: E.R. Services, then Admitted	0	14	35
Mental: Admitted without E.R. Services	14	16	19

Related Disorder

Alcohol Use: E.R. Services, then Discharged	13	11	12
Alcohol Use: E.R. Services, then Admitted	6	7	12
Alcohol Use: Admitted without E.R. Services	3	12	9
Drug Use: E.R. Services, then Discharged	20	10	14
Drug Use: E.R. Services, then Admitted	5	13	20
Drug Use: Admitted without E.R. Services	8	9	12

Source: Missouri Department of Health and Senior Services. Hospital encounters are categorized based on ICD-10 diagnosis codes. Beginning with 2020 data, individuals with more than one encounter for a substance use or mental disorder are counted for each encounter they have during the calendar year. Related disorders are those that are listed with a secondary diagnosis.

JUVENILE PLACEMENTS

	2023	2022	2021
Total Out-of-Home Placements	11	1	5
Parent/Caretaker Alcohol Use Reported	0	0	0
Parent/Caretaker Drug Use Reported	6	0	1

Source: Missouri Department of Social Services, Children's Division. Multiple factors are often considered when a child is placed out of the home. Removals involving parental substance use conditions are included in this profile.

JUVENILE COURT REFERRALS

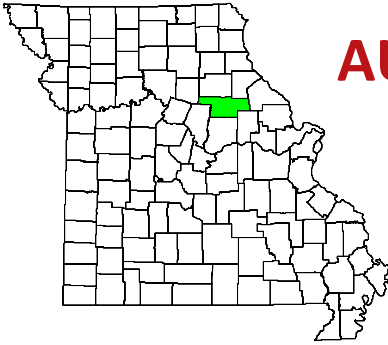
	2023	2022	2021
Child Abuse	3	2	1
Child Neglect	30	6	8
Child Custody Issues	0	0	0
Juvenile Violent Offenses	3	0	5
Juvenile Alcohol Offenses	3	2	2
Juvenile Drug Offenses	0	0	0
School Truancy	13	9	5
Absent from Home	0	0	0
Beyond Parental Control	19	11	10
Injurious Behavior	7	15	4

Source: Missouri Office of State Courts Administrator.

CRIMINAL JUSTICE

	FY 2024	FY 2023	FY 2022
Treatment Court Participants	1	0	0
Drug Conviction: Probation	5	9	7
Drug Conviction: Prison	2	1	3
Drug Conviction: Parole	3	3	3
DWI Conviction: Probation	1	0	0
DWI Conviction: Prison	0	0	0
DWI Conviction: Parole	0	1	0

Sources: Missouri Office of State Courts Administrator; Missouri Department of Corrections.



AUDRAIN COUNTY

Data on this page pertain to the map area shaded green.

DEMOGRAPHICS

	2023	2022	2021
Population Estimate	24,394	24,434	24,824
Labor Force	9,681	9,940	10,246
Employed	9,357	9,645	9,870
Unemployed	324	295	376
Unemployment Rate	3.3%	3.0%	3.7%
Median Household Income	-----	\$56,305	\$55,262
Poverty Estimate, Individuals of All Ages	-----	4,127	3,816
Poverty Estimate, Children Under Age 18	-----	1,389	1,256

Source: U.S. Bureau of the Census.

BIRTHS AND DEATHS

	2023	2022	2021
Resident Births	305	268	306
Resident Deaths	319	337	330
Suicide	5	4	1
Homicide	0	2	0
Alcohol Induced Deaths	4	6	1
Drug Induced Deaths	9	5	5
Smoking Attributable Deaths	40	47	45

Source: Missouri Department of Health and Senior Services

IMPAIRED DRIVING

	2023	2022	2021
Alcohol Involved Fatal Crashes	0	0	1
Alcohol Involved Injury Crashes	3	5	6
Alcohol Involved Property Damage Crashes	7	3	9
Killed in Alcohol Involved Crashes	0	0	1
Injured in Alcohol Involved Crashes	3	9	8
Drug Involved Fatal Crashes	0	1	0
Drug Involved Injury Crashes	2	0	1
Drug Involved Property Damage Crashes	0	4	0
Killed in Drug Involved Crashes	0	1	0
Injured in Drug Involved Crashes	2	1	1

Source: Missouri Department of Public Safety, Missouri State Highway Patrol.

POLICE REPORTS

	2023	2022	2021
DUI Arrests, DWI Tracking System	50	55	53
Liquor Law Arrests	0	0	10
Drug Arrests	51	107	135
Violent Offenses	22	36	68
Domestic Violence Reports	69	81	152
Property Offenses	102	180	402

Source: Missouri Department of Public Safety, Missouri State Highway Patrol.

SCHOOL REPORTS

	2022-23	2021-22
Reported School Suspensions	49	27
Reported Substance Related Suspensions	17	5
Reported Violence or Weapon Suspensions	0	8
Enrollment Grades K-8	2,104	2,102
Enrollment Grades 9-12	1,028	1,003
Dropouts	18	23

Source: Missouri Department of Elementary and Secondary Education. County-level data are aggregated by school district. Reported suspensions and dropouts fewer than five (5) in a district are suppressed and represented as zero (0) in the county totals.

----- Indicates data not currently available

HOSPITAL / EMERGENCY ROOM

Principal Disorder	2022	2021	2020
Alcohol Use: E.R. Services, then Discharged	58	33	39
Alcohol Use: E.R. Services, then Admitted	12	9	10
Alcohol Use: Admitted without E.R. Services	6	9	8
Drug Use: E.R. Services, then Discharged	52	20	43
Drug Use: E.R. Services, then Admitted	29	10	6
Drug Use: Admitted without E.R. Services	4	6	3
Mental: E.R. Services, then Discharged	155	130	311
Mental: E.R. Services, then Admitted	125	116	141
Mental: Admitted without E.R. Services	116	131	193

Related Disorder

Alcohol Use: E.R. Services, then Discharged	35	16	42
Alcohol Use: E.R. Services, then Admitted	52	47	51
Alcohol Use: Admitted without E.R. Services	35	48	38
Drug Use: E.R. Services, then Discharged	76	67	110
Drug Use: E.R. Services, then Admitted	90	66	85
Drug Use: Admitted without E.R. Services	82	79	92

Source: Missouri Department of Health and Senior Services. Hospital encounters are categorized based on ICD-10 diagnosis codes. Beginning with 2020 data, individuals with more than one encounter for a substance use or mental disorder are counted for each encounter they have during the calendar year. Related disorders are those that are listed with a secondary diagnosis.

JUVENILE PLACEMENTS

	2023	2022	2021
Total Out-of-Home Placements	15	35	37
Parent/Caretaker Alcohol Use Reported	1	0	0
Parent/Caretaker Drug Use Reported	6	13	14

Source: Missouri Department of Social Services, Children's Division. Multiple factors are often considered when a child is placed out of the home. Removals involving parental substance use conditions are included in this profile.

JUVENILE COURT REFERRALS

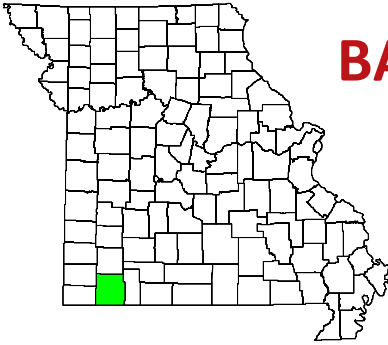
	2023	2022	2021
Child Abuse	12	13	15
Child Neglect	27	39	32
Child Custody Issues	2	0	1
Juvenile Violent Offenses	27	26	17
Juvenile Alcohol Offenses	4	2	1
Juvenile Drug Offenses	11	9	4
School Truancy	12	10	15
Absent from Home	41	28	21
Beyond Parental Control	23	15	4
Injurious Behavior	81	78	37

Source: Missouri Office of State Courts Administrator.

CRIMINAL JUSTICE

	FY 2024	FY 2023	FY 2022
Treatment Court Participants	29	34	35
Drug Conviction: Probation	25	33	34
Drug Conviction: Prison	15	13	32
Drug Conviction: Parole	31	24	33
DWI Conviction: Probation	6	3	5
DWI Conviction: Prison	0	2	2
DWI Conviction: Parole	2	1	1

Sources: Missouri Office of State Courts Administrator; Missouri Department of Corrections.



BARRY COUNTY

Data on this page pertain to the map area shaded green.

DEMOGRAPHICS

	2023	2022	2021
Population Estimate	35,265	34,926	34,733
Labor Force	13,921	14,195	15,094
Employed	13,435	13,806	14,406
Unemployed	486	389	688
Unemployment Rate	3.5%	2.7%	4.6%
Median Household Income	-----	\$49,968	\$47,532
Poverty Estimate, Individuals of All Ages	-----	5,728	6,536
Poverty Estimate, Children Under Age 18	-----	1,808	2,275

Source: U.S. Bureau of the Census.

BIRTHS AND DEATHS

	2023	2022	2021
Resident Births	409	413	396
Resident Deaths	461	509	501
Suicide	8	4	6
Homicide	1	2	0
Alcohol Induced Deaths	3	4	13
Drug Induced Deaths	6	7	4
Smoking Attributable Deaths	84	94	76

Source: Missouri Department of Health and Senior Services

IMPAIRED DRIVING

	2023	2022	2021
Alcohol Involved Fatal Crashes	3	0	0
Alcohol Involved Injury Crashes	21	24	20
Alcohol Involved Property Damage Crashes	39	21	28
Killed in Alcohol Involved Crashes	4	0	0
Injured in Alcohol Involved Crashes	30	34	25
Drug Involved Fatal Crashes	2	0	0
Drug Involved Injury Crashes	5	6	4
Drug Involved Property Damage Crashes	5	2	12
Killed in Drug Involved Crashes	3	0	0
Injured in Drug Involved Crashes	8	7	5

Source: Missouri Department of Public Safety, Missouri State Highway Patrol.

POLICE REPORTS

	2023	2022	2021
DUI Arrests, DWI Tracking System	248	214	181
Liquor Law Arrests	5	4	4
Drug Arrests	70	124	107
Violent Offenses	86	57	104
Domestic Violence Reports	228	261	350
Property Offenses	681	685	752

Source: Missouri Department of Public Safety, Missouri State Highway Patrol.

SCHOOL REPORTS

	2022-23	2021-22
Reported School Suspensions	104	82
Reported Substance Related Suspensions	25	19
Reported Violence or Weapon Suspensions	0	0
Enrollment Grades K-8	4,182	4,244
Enrollment Grades 9-12	2,058	1,977
Dropouts	7	10

Source: Missouri Department of Elementary and Secondary Education. County-level data are aggregated by school district. Reported suspensions and dropouts fewer than five (5) in a district are suppressed and represented as zero (0) in the county totals.

----- Indicates data not currently available

HOSPITAL / EMERGENCY ROOM

Principal Disorder	2022	2021	2020
Alcohol Use: E.R. Services, then Discharged	65	104	122
Alcohol Use: E.R. Services, then Admitted	32	34	32
Alcohol Use: Admitted without E.R. Services	21	26	30
Drug Use: E.R. Services, then Discharged	119	96	81
Drug Use: E.R. Services, then Admitted	19	19	22
Drug Use: Admitted without E.R. Services	18	10	20
Mental: E.R. Services, then Discharged	283	260	252
Mental: E.R. Services, then Admitted	105	96	114
Mental: Admitted without E.R. Services	117	193	145

Related Disorder

Alcohol Use: E.R. Services, then Discharged	109	120	111
Alcohol Use: E.R. Services, then Admitted	96	118	112
Alcohol Use: Admitted without E.R. Services	64	126	77
Drug Use: E.R. Services, then Discharged	301	243	139
Drug Use: E.R. Services, then Admitted	153	158	152
Drug Use: Admitted without E.R. Services	108	195	161

Source: Missouri Department of Health and Senior Services. Hospital encounters are categorized based on ICD-10 diagnosis codes. Beginning with 2020 data, individuals with more than one encounter for a substance use or mental disorder are counted for each encounter they have during the calendar year. Related disorders are those that are listed with a secondary diagnosis.

JUVENILE PLACEMENTS

	2023	2022	2021
Total Out-of-Home Placements	42	61	61
Parent/Caretaker Alcohol Use Reported	3	3	9
Parent/Caretaker Drug Use Reported	20	23	26

Source: Missouri Department of Social Services, Children's Division. Multiple factors are often considered when a child is placed out of the home. Removals involving parental substance use conditions are included in this profile.

JUVENILE COURT REFERRALS

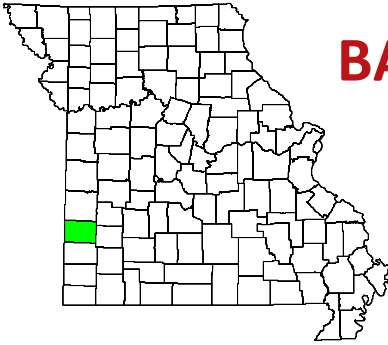
	2023	2022	2021
Child Abuse	7	3	4
Child Neglect	111	124	185
Child Custody Issues	40	44	74
Juvenile Violent Offenses	40	24	41
Juvenile Alcohol Offenses	9	3	0
Juvenile Drug Offenses	20	12	12
School Truancy	0	0	0
Absent from Home	9	11	12
Beyond Parental Control	16	8	20
Injurious Behavior	56	49	12

Source: Missouri Office of State Courts Administrator.

CRIMINAL JUSTICE

	FY 2024	FY 2023	FY 2022
Treatment Court Participants	33	40	40
Drug Conviction: Probation	41	64	69
Drug Conviction: Prison	19	25	31
Drug Conviction: Parole	33	25	36
DWI Conviction: Probation	9	8	6
DWI Conviction: Prison	0	3	2
DWI Conviction: Parole	1	1	3

Sources: Missouri Office of State Courts Administrator; Missouri Department of Corrections.



BARTON COUNTY

Data on this page pertain to the map area shaded green.

DEMOGRAPHICS

	2023	2022	2021
Population Estimate	11,731	11,694	11,649
Labor Force	5,222	5,192	5,190
Employed	5,064	5,071	5,014
Unemployed	158	121	176
Unemployment Rate	3.0%	2.3%	3.4%
Median Household Income	-----	\$49,857	\$46,554
Poverty Estimate, Individuals of All Ages	-----	1,762	1,785
Poverty Estimate, Children Under Age 18	-----	560	561

Source: U.S. Bureau of the Census.

BIRTHS AND DEATHS

	2023	2022	2021
Resident Births	162	141	124
Resident Deaths	146	164	171
Suicide	2	1	2
Homicide	0	0	0
Alcohol Induced Deaths	1	3	0
Drug Induced Deaths	5	2	2
Smoking Attributable Deaths	22	19	26

Source: Missouri Department of Health and Senior Services

IMPAIRED DRIVING

	2023	2022	2021
Alcohol Involved Fatal Crashes	0	2	0
Alcohol Involved Injury Crashes	0	4	3
Alcohol Involved Property Damage Crashes	3	3	5
Killed in Alcohol Involved Crashes	0	2	0
Injured in Alcohol Involved Crashes	0	7	3
Drug Involved Fatal Crashes	0	0	0
Drug Involved Injury Crashes	0	0	0
Drug Involved Property Damage Crashes	0	0	0
Killed in Drug Involved Crashes	0	0	0
Injured in Drug Involved Crashes	0	0	0

Source: Missouri Department of Public Safety, Missouri State Highway Patrol.

POLICE REPORTS

	2023	2022	2021
DUI Arrests, DWI Tracking System	26	18	20
Liquor Law Arrests	0	1	5
Drug Arrests	28	46	19
Violent Offenses	26	27	35
Domestic Violence Reports	81	98	79
Property Offenses	232	285	254

Source: Missouri Department of Public Safety, Missouri State Highway Patrol.

SCHOOL REPORTS

	2022-23	2021-22
Reported School Suspensions	14	10
Reported Substance Related Suspensions	0	0
Reported Violence or Weapon Suspensions	0	0
Enrollment Grades K-8	1,081	1,102
Enrollment Grades 9-12	563	575
Dropouts	11	11

Source: Missouri Department of Elementary and Secondary Education. County-level data are aggregated by school district. Reported suspensions and dropouts fewer than five (5) in a district are suppressed and represented as zero (0) in the county totals.

----- Indicates data not currently available

HOSPITAL / EMERGENCY ROOM

Principal Disorder	2022	2021	2020
Alcohol Use: E.R. Services, then Discharged	33	26	25
Alcohol Use: E.R. Services, then Admitted	13	19	7
Alcohol Use: Admitted without E.R. Services	5	6	9
Drug Use: E.R. Services, then Discharged	36	11	20
Drug Use: E.R. Services, then Admitted	6	4	2
Drug Use: Admitted without E.R. Services	5	3	6
Mental: E.R. Services, then Discharged	79	60	38
Mental: E.R. Services, then Admitted	21	23	38
Mental: Admitted without E.R. Services	72	63	70
Related Disorder			
Alcohol Use: E.R. Services, then Discharged	30	21	25
Alcohol Use: E.R. Services, then Admitted	24	31	27
Alcohol Use: Admitted without E.R. Services	25	17	31
Drug Use: E.R. Services, then Discharged	35	50	33
Drug Use: E.R. Services, then Admitted	32	47	32
Drug Use: Admitted without E.R. Services	44	54	51

Source: Missouri Department of Health and Senior Services. Hospital encounters are categorized based on ICD-10 diagnosis codes. Beginning with 2020 data, individuals with more than one encounter for a substance use or mental disorder are counted for each encounter they have during the calendar year. Related disorders are those that are listed with a secondary diagnosis.

JUVENILE PLACEMENTS

	2023	2022	2021
Total Out-of-Home Placements	7	23	7
Parent/Caretaker Alcohol Use Reported	0	0	0
Parent/Caretaker Drug Use Reported	2	14	5

Source: Missouri Department of Social Services, Children's Division. Multiple factors are often considered when a child is placed out of the home. Removals involving parental substance use conditions are included in this profile.

JUVENILE COURT REFERRALS

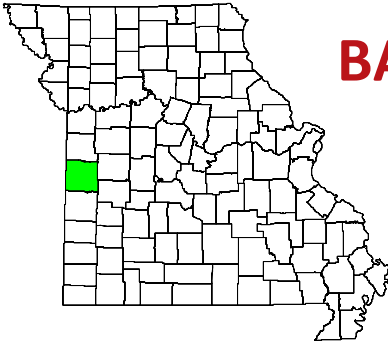
	2023	2022	2021
Child Abuse	5	0	4
Child Neglect	30	47	85
Child Custody Issues	5	4	0
Juvenile Violent Offenses	26	8	15
Juvenile Alcohol Offenses	2	2	2
Juvenile Drug Offenses	5	15	5
School Truancy	10	20	49
Absent from Home	9	3	5
Beyond Parental Control	23	7	12
Injurious Behavior	34	6	3

Source: Missouri Office of State Courts Administrator.

CRIMINAL JUSTICE

	FY 2024	FY 2023	FY 2022
Treatment Court Participants	9	6	5
Drug Conviction: Probation	3	12	11
Drug Conviction: Prison	4	7	7
Drug Conviction: Parole	8	2	4
DWI Conviction: Probation	2	0	1
DWI Conviction: Prison	0	0	1
DWI Conviction: Parole	0	0	0

Sources: Missouri Office of State Courts Administrator; Missouri Department of Corrections.



BATES COUNTY

Data on this page pertain to the map area shaded green.

DEMOGRAPHICS

	2023	2022	2021
Population Estimate	16,242	16,177	16,084
Labor Force	7,668	7,645	7,647
Employed	7,423	7,438	7,322
Unemployed	245	207	325
Unemployment Rate	3.2%	2.7%	4.3%
Median Household Income	-----	\$57,291	\$54,634
Poverty Estimate, Individuals of All Ages	-----	2,605	2,162
Poverty Estimate, Children Under Age 18	-----	749	688

Source: U.S. Bureau of the Census.

BIRTHS AND DEATHS

	2023	2022	2021
Resident Births	210	176	177
Resident Deaths	212	250	245
Suicide	4	3	4
Homicide	0	0	0
Alcohol Induced Deaths	1	1	0
Drug Induced Deaths	3	8	7
Smoking Attributable Deaths	39	33	34

Source: Missouri Department of Health and Senior Services

IMPAIRED DRIVING

	2023	2022	2021
Alcohol Involved Fatal Crashes	2	0	1
Alcohol Involved Injury Crashes	13	11	3
Alcohol Involved Property Damage Crashes	8	11	9
Killed in Alcohol Involved Crashes	2	0	1
Injured in Alcohol Involved Crashes	15	12	3
Drug Involved Fatal Crashes	0	0	1
Drug Involved Injury Crashes	0	1	1
Drug Involved Property Damage Crashes	1	3	1
Killed in Drug Involved Crashes	0	0	1
Injured in Drug Involved Crashes	0	1	1

Source: Missouri Department of Public Safety, Missouri State Highway Patrol.

POLICE REPORTS

	2023	2022	2021
DUI Arrests, DWI Tracking System	102	100	77
Liquor Law Arrests	1	0	2
Drug Arrests	67	57	29
Violent Offenses	123	123	91
Domestic Violence Reports	105	73	65
Property Offenses	290	267	273

Source: Missouri Department of Public Safety, Missouri State Highway Patrol.

SCHOOL REPORTS

	2022-23	2021-22
Reported School Suspensions	16	21
Reported Substance Related Suspensions	0	6
Reported Violence or Weapon Suspensions	0	0
Enrollment Grades K-8	1,645	1,668
Enrollment Grades 9-12	746	767
Dropouts	0	5

Source: Missouri Department of Elementary and Secondary Education. County-level data are aggregated by school district. Reported suspensions and dropouts fewer than five (5) in a district are suppressed and represented as zero (0) in the county totals.

----- Indicates data not currently available

HOSPITAL / EMERGENCY ROOM

Principal Disorder	2022	2021	2020
Alcohol Use: E.R. Services, then Discharged	37	23	29
Alcohol Use: E.R. Services, then Admitted	6	2	5
Alcohol Use: Admitted without E.R. Services	13	14	15
Drug Use: E.R. Services, then Discharged	75	39	22
Drug Use: E.R. Services, then Admitted	7	2	1
Drug Use: Admitted without E.R. Services	8	15	9
Mental: E.R. Services, then Discharged	129	188	163
Mental: E.R. Services, then Admitted	12	5	7
Mental: Admitted without E.R. Services	109	122	124

Related Disorder

Alcohol Use: E.R. Services, then Discharged	66	79	57
Alcohol Use: E.R. Services, then Admitted	18	9	6
Alcohol Use: Admitted without E.R. Services	28	51	69
Drug Use: E.R. Services, then Discharged	122	140	90
Drug Use: E.R. Services, then Admitted	26	23	18
Drug Use: Admitted without E.R. Services	77	94	96

Source: Missouri Department of Health and Senior Services. Hospital encounters are categorized based on ICD-10 diagnosis codes. Beginning with 2020 data, individuals with more than one encounter for a substance use or mental disorder are counted for each encounter they have during the calendar year. Related disorders are those that are listed with a secondary diagnosis.

JUVENILE PLACEMENTS

	2023	2022	2021
Total Out-of-Home Placements	29	9	19
Parent/Caretaker Alcohol Use Reported	4	0	1
Parent/Caretaker Drug Use Reported	20	5	9

Source: Missouri Department of Social Services, Children's Division. Multiple factors are often considered when a child is placed out of the home. Removals involving parental substance use conditions are included in this profile.

JUVENILE COURT REFERRALS

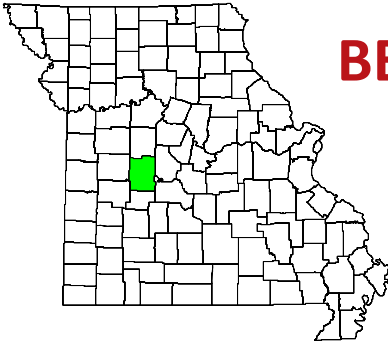
	2023	2022	2021
Child Abuse	9	16	28
Child Neglect	115	72	77
Child Custody Issues	0	0	3
Juvenile Violent Offenses	16	8	8
Juvenile Alcohol Offenses	3	1	4
Juvenile Drug Offenses	2	1	2
School Truancy	22	13	11
Absent from Home	10	8	9
Beyond Parental Control	10	11	10
Injurious Behavior	21	11	38

Source: Missouri Office of State Courts Administrator.

CRIMINAL JUSTICE

	FY 2024	FY 2023	FY 2022
Treatment Court Participants	4	8	7
Drug Conviction: Probation	31	34	45
Drug Conviction: Prison	5	4	15
Drug Conviction: Parole	10	11	17
DWI Conviction: Probation	2	2	2
DWI Conviction: Prison	0	1	1
DWI Conviction: Parole	0	0	2

Sources: Missouri Office of State Courts Administrator; Missouri Department of Corrections.



BENTON COUNTY

Data on this page pertain to the map area shaded green.

DEMOGRAPHICS

	2023	2022	2021
Population Estimate	20,552	20,224	19,916
Labor Force	7,184	7,213	7,322
Employed	6,875	6,952	6,905
Unemployed	309	261	417
Unemployment Rate	4.3%	3.6%	5.7%
Median Household Income	-----	\$51,473	\$51,574
Poverty Estimate, Individuals of All Ages	-----	2,937	3,080
Poverty Estimate, Children Under Age 18	-----	857	921

Source: U.S. Bureau of the Census.

BIRTHS AND DEATHS

	2023	2022	2021
Resident Births	162	171	147
Resident Deaths	387	370	364
Suicide	5	6	6
Homicide	2	0	1
Alcohol Induced Deaths	7	10	8
Drug Induced Deaths	7	3	2
Smoking Attributable Deaths	73	61	61

Source: Missouri Department of Health and Senior Services

IMPAIRED DRIVING

	2023	2022	2021
Alcohol Involved Fatal Crashes	1	1	4
Alcohol Involved Injury Crashes	3	11	7
Alcohol Involved Property Damage Crashes	9	10	4
Killed in Alcohol Involved Crashes	1	1	4
Injured in Alcohol Involved Crashes	3	17	10
Drug Involved Fatal Crashes	0	0	2
Drug Involved Injury Crashes	0	0	3
Drug Involved Property Damage Crashes	1	0	1
Killed in Drug Involved Crashes	0	0	2
Injured in Drug Involved Crashes	0	0	9

Source: Missouri Department of Public Safety, Missouri State Highway Patrol.

POLICE REPORTS

	2023	2022	2021
DUI Arrests, DWI Tracking System	37	57	41
Liquor Law Arrests	1	2	1
Drug Arrests	27	62	63
Violent Offenses	31	36	36
Domestic Violence Reports	82	91	92
Property Offenses	198	187	230

Source: Missouri Department of Public Safety, Missouri State Highway Patrol.

SCHOOL REPORTS

	2022-23	2021-22
Reported School Suspensions	44	47
Reported Substance Related Suspensions	7	9
Reported Violence or Weapon Suspensions	8	12
Enrollment Grades K-8	1,657	1,609
Enrollment Grades 9-12	827	749
Dropouts	0	7

Source: Missouri Department of Elementary and Secondary Education. County-level data are aggregated by school district. Reported suspensions and dropouts fewer than five (5) in a district are suppressed and represented as zero (0) in the county totals.

----- Indicates data not currently available

HOSPITAL / EMERGENCY ROOM

Principal Disorder	2022	2021	2020
Alcohol Use: E.R. Services, then Discharged	51	54	43
Alcohol Use: E.R. Services, then Admitted	6	6	4
Alcohol Use: Admitted without E.R. Services	24	32	24
Drug Use: E.R. Services, then Discharged	42	30	25
Drug Use: E.R. Services, then Admitted	7	3	2
Drug Use: Admitted without E.R. Services	22	9	7
Mental: E.R. Services, then Discharged	135	193	147
Mental: E.R. Services, then Admitted	22	19	19
Mental: Admitted without E.R. Services	151	129	120

Related Disorder

Alcohol Use: E.R. Services, then Discharged	70	94	210
Alcohol Use: E.R. Services, then Admitted	24	11	17
Alcohol Use: Admitted without E.R. Services	94	99	110
Drug Use: E.R. Services, then Discharged	108	167	162
Drug Use: E.R. Services, then Admitted	26	27	28
Drug Use: Admitted without E.R. Services	127	125	131

Source: Missouri Department of Health and Senior Services. Hospital encounters are categorized based on ICD-10 diagnosis codes. Beginning with 2020 data, individuals with more than one encounter for a substance use or mental disorder are counted for each encounter they have during the calendar year. Related disorders are those that are listed with a secondary diagnosis.

JUVENILE PLACEMENTS

	2023	2022	2021
Total Out-of-Home Placements	31	17	8
Parent/Caretaker Alcohol Use Reported	2	3	0
Parent/Caretaker Drug Use Reported	14	6	4

Source: Missouri Department of Social Services, Children's Division. Multiple factors are often considered when a child is placed out of the home. Removals involving parental substance use conditions are included in this profile.

JUVENILE COURT REFERRALS

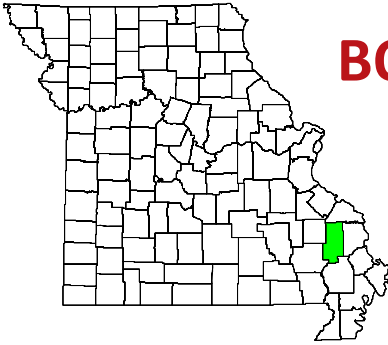
	2023	2022	2021
Child Abuse	3	4	3
Child Neglect	46	23	15
Child Custody Issues	2	2	1
Juvenile Violent Offenses	9	7	23
Juvenile Alcohol Offenses	0	0	1
Juvenile Drug Offenses	2	8	10
School Truancy	4	3	2
Absent from Home	5	5	5
Beyond Parental Control	6	2	2
Injurious Behavior	8	12	5

Source: Missouri Office of State Courts Administrator.

CRIMINAL JUSTICE

	FY 2024	FY 2023	FY 2022
Treatment Court Participants	7	0	0
Drug Conviction: Probation	6	9	8
Drug Conviction: Prison	12	17	27
Drug Conviction: Parole	17	24	23
DWI Conviction: Probation	7	0	1
DWI Conviction: Prison	0	0	2
DWI Conviction: Parole	0	1	1

Sources: Missouri Office of State Courts Administrator; Missouri Department of Corrections.



BOLLINGER COUNTY

Data on this page pertain to the map area shaded green.

DEMOGRAPHICS

	2023	2022	2021
Population Estimate	10,544	10,518	10,578
Labor Force	5,278	5,285	5,349
Employed	5,121	5,147	5,127
Unemployed	157	138	222
Unemployment Rate	3.0%	2.6%	4.2%
Median Household Income	-----	\$53,932	\$54,291
Poverty Estimate, Individuals of All Ages	-----	1,228	1,572
Poverty Estimate, Children Under Age 18	-----	516	506

Source: U.S. Bureau of the Census.

BIRTHS AND DEATHS

	2023	2022	2021
Resident Births	140	134	127
Resident Deaths	171	153	162
Suicide	7	2	1
Homicide	1	1	1
Alcohol Induced Deaths	0	0	0
Drug Induced Deaths	3	2	1
Smoking Attributable Deaths	28	21	24

Source: Missouri Department of Health and Senior Services

IMPAIRED DRIVING

	2023	2022	2021
Alcohol Involved Fatal Crashes	1	2	0
Alcohol Involved Injury Crashes	8	5	5
Alcohol Involved Property Damage Crashes	4	9	8
Killed in Alcohol Involved Crashes	1	2	0
Injured in Alcohol Involved Crashes	10	8	7
Drug Involved Fatal Crashes	0	0	1
Drug Involved Injury Crashes	0	0	1
Drug Involved Property Damage Crashes	0	2	2
Killed in Drug Involved Crashes	0	0	1
Injured in Drug Involved Crashes	0	0	3

Source: Missouri Department of Public Safety, Missouri State Highway Patrol.

POLICE REPORTS

	2023	2022	2021
DUI Arrests, DWI Tracking System	18	22	29
Liquor Law Arrests	0	0	2
Drug Arrests	9	14	16
Violent Offenses	53	64	84
Domestic Violence Reports	58	47	69
Property Offenses	122	80	129

Source: Missouri Department of Public Safety, Missouri State Highway Patrol.

SCHOOL REPORTS

	2022-23	2021-22
Reported School Suspensions	5	10
Reported Substance Related Suspensions	0	0
Reported Violence or Weapon Suspensions	0	0
Enrollment Grades K-8	1,124	1,127
Enrollment Grades 9-12	529	531
Dropouts	0	0

Source: Missouri Department of Elementary and Secondary Education. County-level data are aggregated by school district. Reported suspensions and dropouts fewer than five (5) in a district are suppressed and represented as zero (0) in the county totals.

----- Indicates data not currently available

HOSPITAL / EMERGENCY ROOM

Principal Disorder	2022	2021	2020
Alcohol Use: E.R. Services, then Discharged	12	8	16
Alcohol Use: E.R. Services, then Admitted	0	1	3
Alcohol Use: Admitted without E.R. Services	2	3	2
Drug Use: E.R. Services, then Discharged	24	20	14
Drug Use: E.R. Services, then Admitted	2	2	1
Drug Use: Admitted without E.R. Services	6	3	2
Mental: E.R. Services, then Discharged	60	69	85
Mental: E.R. Services, then Admitted	5	13	8
Mental: Admitted without E.R. Services	79	72	73
Related Disorder			
Alcohol Use: E.R. Services, then Discharged	19	15	20
Alcohol Use: E.R. Services, then Admitted	13	7	14
Alcohol Use: Admitted without E.R. Services	18	24	32
Drug Use: E.R. Services, then Discharged	202	121	83
Drug Use: E.R. Services, then Admitted	15	20	12
Drug Use: Admitted without E.R. Services	69	65	54

Source: Missouri Department of Health and Senior Services. Hospital encounters are categorized based on ICD-10 diagnosis codes. Beginning with 2020 data, individuals with more than one encounter for a substance use or mental disorder are counted for each encounter they have during the calendar year. Related disorders are those that are listed with a secondary diagnosis.

JUVENILE PLACEMENTS

	2023	2022	2021
Total Out-of-Home Placements	18	23	34
Parent/Caretaker Alcohol Use Reported	2	0	1
Parent/Caretaker Drug Use Reported	9	12	22

Source: Missouri Department of Social Services, Children's Division. Multiple factors are often considered when a child is placed out of the home. Removals involving parental substance use conditions are included in this profile.

JUVENILE COURT REFERRALS

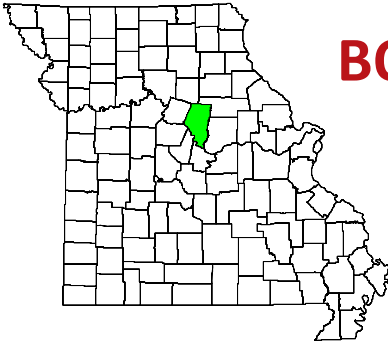
	2023	2022	2021
Child Abuse	10	10	0
Child Neglect	14	18	45
Child Custody Issues	0	0	0
Juvenile Violent Offenses	11	6	4
Juvenile Alcohol Offenses	1	2	0
Juvenile Drug Offenses	3	1	1
School Truancy	50	34	25
Absent from Home	1	0	5
Beyond Parental Control	0	0	0
Injurious Behavior	56	21	32

Source: Missouri Office of State Courts Administrator.

CRIMINAL JUSTICE

	FY 2024	FY 2023	FY 2022
Treatment Court Participants	0	0	0
Drug Conviction: Probation	7	3	8
Drug Conviction: Prison	4	8	6
Drug Conviction: Parole	7	11	14
DWI Conviction: Probation	3	2	1
DWI Conviction: Prison	0	0	0
DWI Conviction: Parole	0	1	0

Sources: Missouri Office of State Courts Administrator; Missouri Department of Corrections.



BOONE COUNTY

Data on this page pertain to the map area shaded green.

DEMOGRAPHICS

	2023	2022	2021
Population Estimate	189,463	187,690	186,075
Labor Force	101,183	99,703	99,004
Employed	98,678	97,738	96,049
Unemployed	2,505	1,965	2,955
Unemployment Rate	2.5%	2.0%	3.0%
Median Household Income	-----	\$63,981	\$62,805
Poverty Estimate, Individuals of All Ages	-----	29,565	29,264
Poverty Estimate, Children Under Age 18	-----	4,631	5,015

Source: U.S. Bureau of the Census.

BIRTHS AND DEATHS

	2023	2022	2021
Resident Births	1,823	2,008	1,922
Resident Deaths	1,276	1,414	1,392
Suicide	23	28	35
Homicide	9	13	15
Alcohol Induced Deaths	15	14	21
Drug Induced Deaths	52	57	57
Smoking Attributable Deaths	174	178	182

Source: Missouri Department of Health and Senior Services

IMPAIRED DRIVING

	2023	2022	2021
Alcohol Involved Fatal Crashes	2	4	2
Alcohol Involved Injury Crashes	42	28	37
Alcohol Involved Property Damage Crashes	85	78	69
Killed in Alcohol Involved Crashes	3	7	2
Injured in Alcohol Involved Crashes	53	44	58
Drug Involved Fatal Crashes	4	0	3
Drug Involved Injury Crashes	10	6	11
Drug Involved Property Damage Crashes	10	9	33
Killed in Drug Involved Crashes	5	0	3
Injured in Drug Involved Crashes	10	7	14

Source: Missouri Department of Public Safety, Missouri State Highway Patrol.

POLICE REPORTS

	2023	2022	2021
DUI Arrests, DWI Tracking System	540	590	660
Liquor Law Arrests	104	94	135
Drug Arrests	483	1,026	761
Violent Offenses	616	752	782
Domestic Violence Reports	1,250	1,263	1,423
Property Offenses	4,298	4,326	4,114

Source: Missouri Department of Public Safety, Missouri State Highway Patrol.

SCHOOL REPORTS

	2022-23	2021-22
Reported School Suspensions	210	151
Reported Substance Related Suspensions	34	15
Reported Violence or Weapon Suspensions	76	46
Enrollment Grades K-8	16,998	16,233
Enrollment Grades 9-12	8,029	7,372
Dropouts	183	206

Source: Missouri Department of Elementary and Secondary Education. County-level data are aggregated by school district. Reported suspensions and dropouts fewer than five (5) in a district are suppressed and represented as zero (0) in the county totals.

----- Indicates data not currently available

HOSPITAL / EMERGENCY ROOM

Principal Disorder	2022	2021	2020
Alcohol Use: E.R. Services, then Discharged	548	613	518
Alcohol Use: E.R. Services, then Admitted	200	257	330
Alcohol Use: Admitted without E.R. Services	79	69	79
Drug Use: E.R. Services, then Discharged	430	323	349
Drug Use: E.R. Services, then Admitted	196	134	152
Drug Use: Admitted without E.R. Services	83	36	49
Mental: E.R. Services, then Discharged	1,174	1,213	1,223
Mental: E.R. Services, then Admitted	867	1,063	961
Mental: Admitted without E.R. Services	578	484	629

Related Disorder

Alcohol Use: E.R. Services, then Discharged	408	443	425
Alcohol Use: E.R. Services, then Admitted	495	552	631
Alcohol Use: Admitted without E.R. Services	376	275	230
Drug Use: E.R. Services, then Discharged	864	692	673
Drug Use: E.R. Services, then Admitted	790	883	918
Drug Use: Admitted without E.R. Services	510	415	415

Source: Missouri Department of Health and Senior Services. Hospital encounters are categorized based on ICD-10 diagnosis codes. Beginning with 2020 data, individuals with more than one encounter for a substance use or mental disorder are counted for each encounter they have during the calendar year. Related disorders are those that are listed with a secondary diagnosis.

JUVENILE PLACEMENTS

	2023	2022	2021
Total Out-of-Home Placements	135	110	148
Parent/Caretaker Alcohol Use Reported	9	6	14
Parent/Caretaker Drug Use Reported	56	41	60

Source: Missouri Department of Social Services, Children's Division. Multiple factors are often considered when a child is placed out of the home. Removals involving parental substance use conditions are included in this profile.

JUVENILE COURT REFERRALS

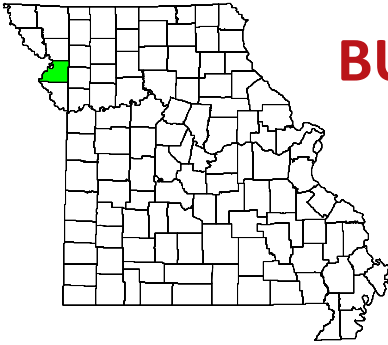
	2023	2022	2021
Child Abuse	5	1	3
Child Neglect	181	152	189
Child Custody Issues	13	20	6
Juvenile Violent Offenses	263	212	122
Juvenile Alcohol Offenses	9	19	5
Juvenile Drug Offenses	15	62	33
School Truancy	48	50	17
Absent from Home	1	0	0
Beyond Parental Control	118	151	100
Injurious Behavior	452	513	362

Source: Missouri Office of State Courts Administrator.

CRIMINAL JUSTICE

	FY 2024	FY 2023	FY 2022
Treatment Court Participants	357	322	318
Drug Conviction: Probation	107	142	205
Drug Conviction: Prison	60	72	90
Drug Conviction: Parole	56	68	72
DWI Conviction: Probation	21	21	27
DWI Conviction: Prison	6	6	8
DWI Conviction: Parole	2	1	4

Sources: Missouri Office of State Courts Administrator; Missouri Department of Corrections.



BUCHANAN COUNTY

Data on this page pertain to the map area shaded green.

DEMOGRAPHICS

	2023	2022	2021
Population Estimate	82,956	82,911	83,655
Labor Force	42,471	42,112	43,329
Employed	41,251	41,103	41,689
Unemployed	1,220	1,009	1,640
Unemployment Rate	2.9%	2.4%	3.8%
Median Household Income	-----	\$56,751	\$51,811
Poverty Estimate, Individuals of All Ages	-----	13,932	14,831
Poverty Estimate, Children Under Age 18	-----	3,845	4,183

Source: U.S. Bureau of the Census.

BIRTHS AND DEATHS

	2023	2022	2021
Resident Births	1,000	989	983
Resident Deaths	1,061	1,045	1,117
Suicide	22	18	20
Homicide	4	6	10
Alcohol Induced Deaths	18	14	25
Drug Induced Deaths	39	42	26
Smoking Attributable Deaths	174	169	198

Source: Missouri Department of Health and Senior Services

IMPAIRED DRIVING

	2023	2022	2021
Alcohol Involved Fatal Crashes	1	3	4
Alcohol Involved Injury Crashes	44	31	48
Alcohol Involved Property Damage Crashes	42	59	68
Killed in Alcohol Involved Crashes	1	3	4
Injured in Alcohol Involved Crashes	65	40	66
Drug Involved Fatal Crashes	0	3	1
Drug Involved Injury Crashes	19	10	18
Drug Involved Property Damage Crashes	16	9	25
Killed in Drug Involved Crashes	0	3	1
Injured in Drug Involved Crashes	31	15	31

Source: Missouri Department of Public Safety, Missouri State Highway Patrol.

POLICE REPORTS

	2023	2022	2021
DUI Arrests, DWI Tracking System	587	372	362
Liquor Law Arrests	50	53	40
Drug Arrests	321	444	345
Violent Offenses	564	556	508
Domestic Violence Reports	848	775	948
Property Offenses	2,836	3,266	3,297

Source: Missouri Department of Public Safety, Missouri State Highway Patrol.

SCHOOL REPORTS

	2022-23	2021-22
Reported School Suspensions	273	213
Reported Substance Related Suspensions	144	66
Reported Violence or Weapon Suspensions	17	0
Enrollment Grades K-8	8,330	8,361
Enrollment Grades 9-12	3,744	3,681
Dropouts	113	207

Source: Missouri Department of Elementary and Secondary Education. County-level data are aggregated by school district. Reported suspensions and dropouts fewer than five (5) in a district are suppressed and represented as zero (0) in the county totals.

----- Indicates data not currently available

HOSPITAL / EMERGENCY ROOM

Principal Disorder	2022	2021	2020
Alcohol Use: E.R. Services, then Discharged	287	367	383
Alcohol Use: E.R. Services, then Admitted	23	142	100
Alcohol Use: Admitted without E.R. Services	62	20	24
Drug Use: E.R. Services, then Discharged	472	294	211
Drug Use: E.R. Services, then Admitted	36	179	145
Drug Use: Admitted without E.R. Services	224	24	23
Mental: E.R. Services, then Discharged	739	873	788
Mental: E.R. Services, then Admitted	161	883	964
Mental: Admitted without E.R. Services	873	425	396

Related Disorder

Alcohol Use: E.R. Services, then Discharged	360	505	493
Alcohol Use: E.R. Services, then Admitted	112	728	695
Alcohol Use: Admitted without E.R. Services	508	122	103
Drug Use: E.R. Services, then Discharged	641	1,066	1,043
Drug Use: E.R. Services, then Admitted	179	1,195	1,158
Drug Use: Admitted without E.R. Services	914	332	254

Source: Missouri Department of Health and Senior Services. Hospital encounters are categorized based on ICD-10 diagnosis codes. Beginning with 2020 data, individuals with more than one encounter for a substance use or mental disorder are counted for each encounter they have during the calendar year. Related disorders are those that are listed with a secondary diagnosis.

JUVENILE PLACEMENTS

	2023	2022	2021
Total Out-of-Home Placements	67	62	61
Parent/Caretaker Alcohol Use Reported	0	6	0
Parent/Caretaker Drug Use Reported	38	26	36

Source: Missouri Department of Social Services, Children's Division. Multiple factors are often considered when a child is placed out of the home. Removals involving parental substance use conditions are included in this profile.

JUVENILE COURT REFERRALS

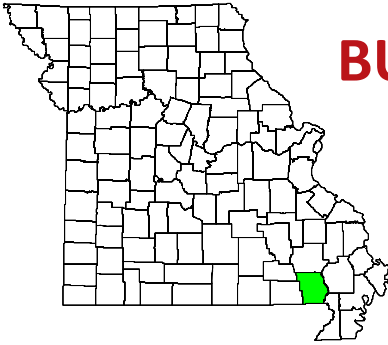
	2023	2022	2021
Child Abuse	61	82	83
Child Neglect	65	102	91
Child Custody Issues	0	0	0
Juvenile Violent Offenses	106	102	89
Juvenile Alcohol Offenses	2	0	4
Juvenile Drug Offenses	0	6	13
School Truancy	86	225	215
Absent from Home	87	76	151
Beyond Parental Control	116	64	74
Injurious Behavior	229	189	147

Source: Missouri Office of State Courts Administrator.

CRIMINAL JUSTICE

	FY 2024	FY 2023	FY 2022
Treatment Court Participants	226	251	257
Drug Conviction: Probation	33	41	82
Drug Conviction: Prison	55	73	104
Drug Conviction: Parole	72	147	155
DWI Conviction: Probation	14	17	18
DWI Conviction: Prison	5	5	3
DWI Conviction: Parole	2	4	10

Sources: Missouri Office of State Courts Administrator; Missouri Department of Corrections.



BUTLER COUNTY

Data on this page pertain to the map area shaded green.

DEMOGRAPHICS

	2023	2022	2021
Population Estimate	41,948	42,179	42,150
Labor Force	17,526	17,926	18,037
Employed	16,760	17,400	17,187
Unemployed	766	526	850
Unemployment Rate	4.4%	2.9%	4.7%
Median Household Income	-----	\$44,853	\$43,640
Poverty Estimate, Individuals of All Ages	-----	8,078	8,210
Poverty Estimate, Children Under Age 18	-----	2,533	2,757

Source: U.S. Bureau of the Census.

BIRTHS AND DEATHS

	2023	2022	2021
Resident Births	492	475	549
Resident Deaths	594	672	708
Suicide	8	12	6
Homicide	2	6	3
Alcohol Induced Deaths	12	8	9
Drug Induced Deaths	10	19	24
Smoking Attributable Deaths	109	124	108

Source: Missouri Department of Health and Senior Services

IMPAIRED DRIVING

	2023	2022	2021
Alcohol Involved Fatal Crashes	1	0	2
Alcohol Involved Injury Crashes	14	15	18
Alcohol Involved Property Damage Crashes	24	19	32
Killed in Alcohol Involved Crashes	3	0	2
Injured in Alcohol Involved Crashes	16	24	29
Drug Involved Fatal Crashes	1	1	2
Drug Involved Injury Crashes	4	2	5
Drug Involved Property Damage Crashes	7	6	10
Killed in Drug Involved Crashes	3	1	2
Injured in Drug Involved Crashes	6	2	6

Source: Missouri Department of Public Safety, Missouri State Highway Patrol.

POLICE REPORTS

	2023	2022	2021
DUI Arrests, DWI Tracking System	66	73	91
Liquor Law Arrests	0	1	2
Drug Arrests	53	129	89
Violent Offenses	95	114	233
Domestic Violence Reports	471	401	436
Property Offenses	465	725	1,151

Source: Missouri Department of Public Safety, Missouri State Highway Patrol.

SCHOOL REPORTS

	2022-23	2021-22
Reported School Suspensions	218	150
Reported Substance Related Suspensions	65	32
Reported Violence or Weapon Suspensions	49	36
Enrollment Grades K-8	4,390	4,441
Enrollment Grades 9-12	1,933	1,944
Dropouts	31	40

Source: Missouri Department of Elementary and Secondary Education. County-level data are aggregated by school district. Reported suspensions and dropouts fewer than five (5) in a district are suppressed and represented as zero (0) in the county totals.

----- Indicates data not currently available

HOSPITAL / EMERGENCY ROOM

Principal Disorder	2022	2021	2020
Alcohol Use: E.R. Services, then Discharged	82	98	116
Alcohol Use: E.R. Services, then Admitted	4	29	31
Alcohol Use: Admitted without E.R. Services	36	15	13
Drug Use: E.R. Services, then Discharged	159	178	198
Drug Use: E.R. Services, then Admitted	9	46	102
Drug Use: Admitted without E.R. Services	56	11	36
Mental: E.R. Services, then Discharged	446	571	631
Mental: E.R. Services, then Admitted	74	563	429
Mental: Admitted without E.R. Services	701	266	410

Related Disorder

Alcohol Use: E.R. Services, then Discharged	123	122	149
Alcohol Use: E.R. Services, then Admitted	30	229	196
Alcohol Use: Admitted without E.R. Services	189	61	129
Drug Use: E.R. Services, then Discharged	692	338	312
Drug Use: E.R. Services, then Admitted	101	628	478
Drug Use: Admitted without E.R. Services	725	164	302

Source: Missouri Department of Health and Senior Services. Hospital encounters are categorized based on ICD-10 diagnosis codes. Beginning with 2020 data, individuals with more than one encounter for a substance use or mental disorder are counted for each encounter they have during the calendar year. Related disorders are those that are listed with a secondary diagnosis.

JUVENILE PLACEMENTS

	2023	2022	2021
Total Out-of-Home Placements	108	134	124
Parent/Caretaker Alcohol Use Reported	1	3	0
Parent/Caretaker Drug Use Reported	56	80	75

Source: Missouri Department of Social Services, Children's Division. Multiple factors are often considered when a child is placed out of the home. Removals involving parental substance use conditions are included in this profile.

JUVENILE COURT REFERRALS

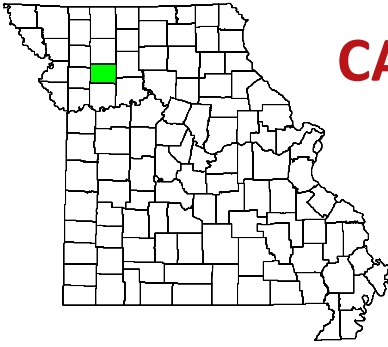
	2023	2022	2021
Child Abuse	0	11	7
Child Neglect	171	191	258
Child Custody Issues	0	0	0
Juvenile Violent Offenses	125	70	95
Juvenile Alcohol Offenses	2	12	5
Juvenile Drug Offenses	28	31	18
School Truancy	0	0	2
Absent from Home	77	57	70
Beyond Parental Control	7	3	9
Injurious Behavior	3	0	0

Source: Missouri Office of State Courts Administrator.

CRIMINAL JUSTICE

	FY 2024	FY 2023	FY 2022
Treatment Court Participants	78	85	81
Drug Conviction: Probation	91	116	115
Drug Conviction: Prison	83	125	116
Drug Conviction: Parole	132	129	113
DWI Conviction: Probation	1	2	4
DWI Conviction: Prison	1	2	3
DWI Conviction: Parole	4	4	1

Sources: Missouri Office of State Courts Administrator; Missouri Department of Corrections.



CALDWELL COUNTY

Data on this page pertain to the map area shaded green.

DEMOGRAPHICS

	2023	2022	2021
Population Estimate	8,955	8,933	8,896
Labor Force	4,252	4,251	4,298
Employed	4,121	4,134	4,078
Unemployed	131	117	220
Unemployment Rate	3.1%	2.8%	5.1%
Median Household Income	-----	\$56,660	\$52,861
Poverty Estimate, Individuals of All Ages	-----	1,088	1,152
Poverty Estimate, Children Under Age 18	-----	372	362

Source: U.S. Bureau of the Census.

BIRTHS AND DEATHS

	2023	2022	2021
Resident Births	89	107	100
Resident Deaths	123	121	135
Suicide	4	2	3
Homicide	0	2	1
Alcohol Induced Deaths	0	0	1
Drug Induced Deaths	2	1	0
Smoking Attributable Deaths	24	19	17

Source: Missouri Department of Health and Senior Services

IMPAIRED DRIVING

	2023	2022	2021
Alcohol Involved Fatal Crashes	0	0	0
Alcohol Involved Injury Crashes	3	2	4
Alcohol Involved Property Damage Crashes	2	6	2
Killed in Alcohol Involved Crashes	0	0	0
Injured in Alcohol Involved Crashes	4	2	4
Drug Involved Fatal Crashes	0	0	0
Drug Involved Injury Crashes	3	0	2
Drug Involved Property Damage Crashes	1	1	0
Killed in Drug Involved Crashes	0	0	0
Injured in Drug Involved Crashes	5	0	2

Source: Missouri Department of Public Safety, Missouri State Highway Patrol.

POLICE REPORTS

	2023	2022	2021
DUI Arrests, DWI Tracking System	30	33	42
Liquor Law Arrests	0	0	0
Drug Arrests	6	25	27
Violent Offenses	5	7	10
Domestic Violence Reports	10	14	38
Property Offenses	28	30	51

Source: Missouri Department of Public Safety, Missouri State Highway Patrol.

SCHOOL REPORTS

	2022-23	2021-22
Reported School Suspensions	0	7
Reported Substance Related Suspensions	0	0
Reported Violence or Weapon Suspensions	0	0
Enrollment Grades K-8	952	977
Enrollment Grades 9-12	484	479
Dropouts	0	0

Source: Missouri Department of Elementary and Secondary Education. County-level data are aggregated by school district. Reported suspensions and dropouts fewer than five (5) in a district are suppressed and represented as zero (0) in the county totals.

----- Indicates data not currently available

HOSPITAL / EMERGENCY ROOM

Principal Disorder	2022	2021	2020
Alcohol Use: E.R. Services, then Discharged	12	13	17
Alcohol Use: E.R. Services, then Admitted	3	7	9
Alcohol Use: Admitted without E.R. Services	15	4	5
Drug Use: E.R. Services, then Discharged	12	4	6
Drug Use: E.R. Services, then Admitted	0	1	2
Drug Use: Admitted without E.R. Services	7	0	1
Mental: E.R. Services, then Discharged	62	51	65
Mental: E.R. Services, then Admitted	5	16	14
Mental: Admitted without E.R. Services	74	52	54

Related Disorder

Alcohol Use: E.R. Services, then Discharged	12	11	6
Alcohol Use: E.R. Services, then Admitted	13	21	14
Alcohol Use: Admitted without E.R. Services	28	16	29
Drug Use: E.R. Services, then Discharged	19	18	14
Drug Use: E.R. Services, then Admitted	10	16	12
Drug Use: Admitted without E.R. Services	49	38	33

Source: Missouri Department of Health and Senior Services. Hospital encounters are categorized based on ICD-10 diagnosis codes. Beginning with 2020 data, individuals with more than one encounter for a substance use or mental disorder are counted for each encounter they have during the calendar year. Related disorders are those that are listed with a secondary diagnosis.

JUVENILE PLACEMENTS

	2023	2022	2021
Total Out-of-Home Placements	10	19	9
Parent/Caretaker Alcohol Use Reported	0	0	1
Parent/Caretaker Drug Use Reported	7	6	3

Source: Missouri Department of Social Services, Children's Division. Multiple factors are often considered when a child is placed out of the home. Removals involving parental substance use conditions are included in this profile.

JUVENILE COURT REFERRALS

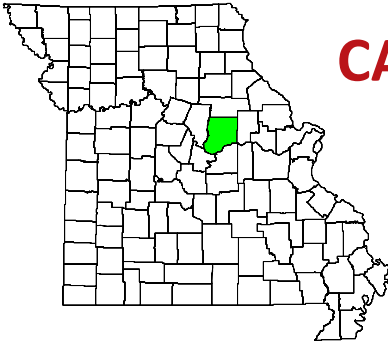
	2023	2022	2021
Child Abuse	5	5	11
Child Neglect	9	26	20
Child Custody Issues	1	0	0
Juvenile Violent Offenses	10	11	9
Juvenile Alcohol Offenses	3	1	1
Juvenile Drug Offenses	3	6	3
School Truancy	7	7	10
Absent from Home	6	3	3
Beyond Parental Control	3	3	4
Injurious Behavior	8	6	4

Source: Missouri Office of State Courts Administrator.

CRIMINAL JUSTICE

	FY 2024	FY 2023	FY 2022
Treatment Court Participants	0	0	0
Drug Conviction: Probation	4	10	16
Drug Conviction: Prison	14	18	33
Drug Conviction: Parole	16	25	27
DWI Conviction: Probation	1	0	0
DWI Conviction: Prison	3	2	4
DWI Conviction: Parole	3	3	0

Sources: Missouri Office of State Courts Administrator; Missouri Department of Corrections.



CALLAWAY COUNTY

Data on this page pertain to the map area shaded green.

DEMOGRAPHICS

	2023	2022	2021
Population Estimate	44,731	44,762	44,667
Labor Force	21,830	21,592	21,325
Employed	21,211	21,097	20,598
Unemployed	619	495	727
Unemployment Rate	2.8%	2.3%	3.4%
Median Household Income	-----	\$72,398	\$64,333
Poverty Estimate, Individuals of All Ages	-----	4,379	4,312
Poverty Estimate, Children Under Age 18	-----	1,308	1,269

Source: U.S. Bureau of the Census.

BIRTHS AND DEATHS

	2023	2022	2021
Resident Births	459	475	448
Resident Deaths	419	500	501
Suicide	9	9	12
Homicide	1	2	0
Alcohol Induced Deaths	2	2	2
Drug Induced Deaths	8	15	16
Smoking Attributable Deaths	56	65	69

Source: Missouri Department of Health and Senior Services

IMPAIRED DRIVING

	2023	2022	2021
Alcohol Involved Fatal Crashes	0	0	1
Alcohol Involved Injury Crashes	17	13	29
Alcohol Involved Property Damage Crashes	35	31	32
Killed in Alcohol Involved Crashes	0	0	1
Injured in Alcohol Involved Crashes	19	22	42
Drug Involved Fatal Crashes	0	0	0
Drug Involved Injury Crashes	0	1	4
Drug Involved Property Damage Crashes	4	6	5
Killed in Drug Involved Crashes	0	0	0
Injured in Drug Involved Crashes	0	1	5

Source: Missouri Department of Public Safety, Missouri State Highway Patrol.

POLICE REPORTS

	2023	2022	2021
DUI Arrests, DWI Tracking System	184	172	209
Liquor Law Arrests	0	5	7
Drug Arrests	89	196	386
Violent Offenses	85	103	131
Domestic Violence Reports	218	290	410
Property Offenses	385	588	729

Source: Missouri Department of Public Safety, Missouri State Highway Patrol.

SCHOOL REPORTS

	2022-23	2021-22
Reported School Suspensions	59	54
Reported Substance Related Suspensions	11	13
Reported Violence or Weapon Suspensions	0	0
Enrollment Grades K-8	3,076	3,178
Enrollment Grades 9-12	1,542	1,543
Dropouts	49	33

Source: Missouri Department of Elementary and Secondary Education. County-level data are aggregated by school district. Reported suspensions and dropouts fewer than five (5) in a district are suppressed and represented as zero (0) in the county totals.

----- Indicates data not currently available

HOSPITAL / EMERGENCY ROOM

Principal Disorder	2022	2021	2020
Alcohol Use: E.R. Services, then Discharged	93	104	122
Alcohol Use: E.R. Services, then Admitted	36	52	64
Alcohol Use: Admitted without E.R. Services	22	16	8
Drug Use: E.R. Services, then Discharged	102	43	56
Drug Use: E.R. Services, then Admitted	36	31	20
Drug Use: Admitted without E.R. Services	23	17	7
Mental: E.R. Services, then Discharged	354	310	335
Mental: E.R. Services, then Admitted	189	294	260
Mental: Admitted without E.R. Services	300	313	272

Related Disorder

Alcohol Use: E.R. Services, then Discharged	90	78	112
Alcohol Use: E.R. Services, then Admitted	101	132	130
Alcohol Use: Admitted without E.R. Services	119	90	71
Drug Use: E.R. Services, then Discharged	240	149	174
Drug Use: E.R. Services, then Admitted	161	201	240
Drug Use: Admitted without E.R. Services	181	144	98

Source: Missouri Department of Health and Senior Services. Hospital encounters are categorized based on ICD-10 diagnosis codes. Beginning with 2020 data, individuals with more than one encounter for a substance use or mental disorder are counted for each encounter they have during the calendar year. Related disorders are those that are listed with a secondary diagnosis.

JUVENILE PLACEMENTS

	2023	2022	2021
Total Out-of-Home Placements	46	47	89
Parent/Caretaker Alcohol Use Reported	0	4	6
Parent/Caretaker Drug Use Reported	22	21	42

Source: Missouri Department of Social Services, Children's Division. Multiple factors are often considered when a child is placed out of the home. Removals involving parental substance use conditions are included in this profile.

JUVENILE COURT REFERRALS

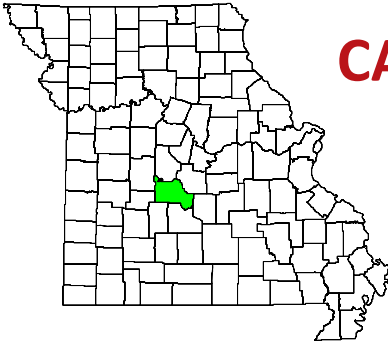
	2023	2022	2021
Child Abuse	1	0	0
Child Neglect	101	85	128
Child Custody Issues	3	2	6
Juvenile Violent Offenses	89	91	82
Juvenile Alcohol Offenses	6	6	10
Juvenile Drug Offenses	14	19	13
School Truancy	34	54	60
Absent from Home	7	1	3
Beyond Parental Control	153	128	91
Injurious Behavior	74	82	38

Source: Missouri Office of State Courts Administrator.

CRIMINAL JUSTICE

	FY 2024	FY 2023	FY 2022
Treatment Court Participants	122	98	66
Drug Conviction: Probation	46	96	107
Drug Conviction: Prison	54	42	66
Drug Conviction: Parole	35	56	46
DWI Conviction: Probation	12	14	22
DWI Conviction: Prison	6	3	3
DWI Conviction: Parole	5	3	2

Sources: Missouri Office of State Courts Administrator; Missouri Department of Corrections.



CAMDEN COUNTY

Data on this page pertain to the map area shaded green.

DEMOGRAPHICS

	2023	2022	2021
Population Estimate	44,044	43,768	43,527
Labor Force	19,570	19,079	19,270
Employed	18,833	18,481	18,315
Unemployed	737	598	955
Unemployment Rate	3.8%	3.1%	5.0%
Median Household Income	-----	\$63,703	\$54,637
Poverty Estimate, Individuals of All Ages	-----	5,405	5,681
Poverty Estimate, Children Under Age 18	-----	1,406	1,476

Source: U.S. Bureau of the Census.

BIRTHS AND DEATHS

	2023	2022	2021
Resident Births	333	379	354
Resident Deaths	568	602	664
Suicide	14	10	15
Homicide	3	0	1
Alcohol Induced Deaths	14	10	13
Drug Induced Deaths	13	5	15
Smoking Attributable Deaths	86	106	103

Source: Missouri Department of Health and Senior Services

IMPAIRED DRIVING

	2023	2022	2021
Alcohol Involved Fatal Crashes	1	4	1
Alcohol Involved Injury Crashes	28	29	32
Alcohol Involved Property Damage Crashes	34	42	59
Killed in Alcohol Involved Crashes	1	6	1
Injured in Alcohol Involved Crashes	46	44	43
Drug Involved Fatal Crashes	1	1	1
Drug Involved Injury Crashes	6	4	2
Drug Involved Property Damage Crashes	6	5	11
Killed in Drug Involved Crashes	1	1	1
Injured in Drug Involved Crashes	10	6	3

Source: Missouri Department of Public Safety, Missouri State Highway Patrol.

POLICE REPORTS

	2023	2022	2021
DUI Arrests, DWI Tracking System	426	294	395
Liquor Law Arrests	6	10	11
Drug Arrests	167	193	146
Violent Offenses	114	108	128
Domestic Violence Reports	259	215	226
Property Offenses	527	563	457

Source: Missouri Department of Public Safety, Missouri State Highway Patrol.

SCHOOL REPORTS

	2022-23	2021-22
Reported School Suspensions	95	72
Reported Substance Related Suspensions	54	10
Reported Violence or Weapon Suspensions	0	7
Enrollment Grades K-8	3,093	3,150
Enrollment Grades 9-12	1,608	1,686
Dropouts	21	34

Source: Missouri Department of Elementary and Secondary Education. County-level data are aggregated by school district. Reported suspensions and dropouts fewer than five (5) in a district are suppressed and represented as zero (0) in the county totals.

----- Indicates data not currently available

HOSPITAL / EMERGENCY ROOM

Principal Disorder	2022	2021	2020
Alcohol Use: E.R. Services, then Discharged	101	120	111
Alcohol Use: E.R. Services, then Admitted	18	13	12
Alcohol Use: Admitted without E.R. Services	40	53	44
Drug Use: E.R. Services, then Discharged	85	66	65
Drug Use: E.R. Services, then Admitted	8	7	6
Drug Use: Admitted without E.R. Services	38	9	14
Mental: E.R. Services, then Discharged	347	399	368
Mental: E.R. Services, then Admitted	64	95	71
Mental: Admitted without E.R. Services	216	265	232

Related Disorder

Alcohol Use: E.R. Services, then Discharged	159	162	125
Alcohol Use: E.R. Services, then Admitted	43	46	46
Alcohol Use: Admitted without E.R. Services	220	178	208
Drug Use: E.R. Services, then Discharged	182	187	130
Drug Use: E.R. Services, then Admitted	72	70	60
Drug Use: Admitted without E.R. Services	173	177	167

Source: Missouri Department of Health and Senior Services. Hospital encounters are categorized based on ICD-10 diagnosis codes. Beginning with 2020 data, individuals with more than one encounter for a substance use or mental disorder are counted for each encounter they have during the calendar year. Related disorders are those that are listed with a secondary diagnosis.

JUVENILE PLACEMENTS

	2023	2022	2021
Total Out-of-Home Placements	15	28	26
Parent/Caretaker Alcohol Use Reported	0	2	7
Parent/Caretaker Drug Use Reported	6	11	8

Source: Missouri Department of Social Services, Children's Division. Multiple factors are often considered when a child is placed out of the home. Removals involving parental substance use conditions are included in this profile.

JUVENILE COURT REFERRALS

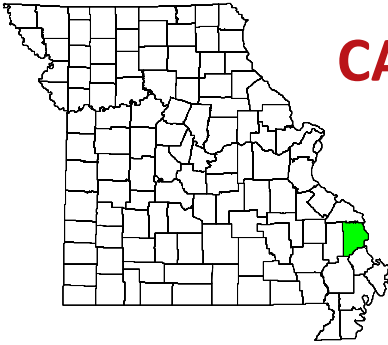
	2023	2022	2021
Child Abuse	27	10	21
Child Neglect	21	32	54
Child Custody Issues	62	39	60
Juvenile Violent Offenses	36	39	25
Juvenile Alcohol Offenses	3	4	0
Juvenile Drug Offenses	23	19	14
School Truancy	19	17	29
Absent from Home	3	2	10
Beyond Parental Control	8	4	5
Injurious Behavior	69	50	32

Source: Missouri Office of State Courts Administrator.

CRIMINAL JUSTICE

	FY 2024	FY 2023	FY 2022
Treatment Court Participants	14	22	39
Drug Conviction: Probation	102	124	104
Drug Conviction: Prison	54	39	44
Drug Conviction: Parole	42	45	60
DWI Conviction: Probation	10	21	8
DWI Conviction: Prison	4	5	0
DWI Conviction: Parole	1	2	3

Sources: Missouri Office of State Courts Administrator; Missouri Department of Corrections.



CAPE GIRARDEAU COUNTY

Data on this page pertain to the map area shaded green.

DEMOGRAPHICS

	2023	2022	2021
Population Estimate	82,984	82,899	82,147
Labor Force	40,650	40,390	40,445
Employed	39,535	39,491	38,992
Unemployed	1,115	899	1,453
Unemployment Rate	2.7%	2.2%	3.6%
Median Household Income	-----	\$64,118	\$60,997
Poverty Estimate, Individuals of All Ages	-----	11,048	9,666
Poverty Estimate, Children Under Age 18	-----	2,797	2,328

Source: U.S. Bureau of the Census.

BIRTHS AND DEATHS

	2023	2022	2021
Resident Births	882	927	875
Resident Deaths	851	905	928
Suicide	14	12	13
Homicide	4	6	1
Alcohol Induced Deaths	8	1	3
Drug Induced Deaths	7	8	10
Smoking Attributable Deaths	131	142	140

Source: Missouri Department of Health and Senior Services

IMPAIRED DRIVING

	2023	2022	2021
Alcohol Involved Fatal Crashes	0	4	1
Alcohol Involved Injury Crashes	23	19	34
Alcohol Involved Property Damage Crashes	39	35	51
Killed in Alcohol Involved Crashes	0	4	1
Injured in Alcohol Involved Crashes	31	26	49
Drug Involved Fatal Crashes	0	1	0
Drug Involved Injury Crashes	3	5	9
Drug Involved Property Damage Crashes	7	9	11
Killed in Drug Involved Crashes	0	1	0
Injured in Drug Involved Crashes	4	6	14

Source: Missouri Department of Public Safety, Missouri State Highway Patrol.

POLICE REPORTS

	2023	2022	2021
DUI Arrests, DWI Tracking System	258	211	240
Liquor Law Arrests	22	12	8
Drug Arrests	280	417	357
Violent Offenses	322	316	362
Domestic Violence Reports	440	492	480
Property Offenses	1,418	1,334	1,636

Source: Missouri Department of Public Safety, Missouri State Highway Patrol.

SCHOOL REPORTS

	2022-23	2021-22
Reported School Suspensions	37	112
Reported Substance Related Suspensions	111	18
Reported Violence or Weapon Suspensions	74	0
Enrollment Grades K-8	7,087	7,148
Enrollment Grades 9-12	3,290	3,210
Dropouts	54	64

Source: Missouri Department of Elementary and Secondary Education. County-level data are aggregated by school district. Reported suspensions and dropouts fewer than five (5) in a district are suppressed and represented as zero (0) in the county totals.

----- Indicates data not currently available

HOSPITAL / EMERGENCY ROOM

Principal Disorder	2022	2021	2020
Alcohol Use: E.R. Services, then Discharged	185	264	236
Alcohol Use: E.R. Services, then Admitted	21	19	17
Alcohol Use: Admitted without E.R. Services	37	39	43
Drug Use: E.R. Services, then Discharged	206	216	223
Drug Use: E.R. Services, then Admitted	9	2	4
Drug Use: Admitted without E.R. Services	31	23	47
Mental: E.R. Services, then Discharged	583	758	819
Mental: E.R. Services, then Admitted	17	47	44
Mental: Admitted without E.R. Services	643	608	568

Related Disorder

Alcohol Use: E.R. Services, then Discharged	179	206	171
Alcohol Use: E.R. Services, then Admitted	60	73	103
Alcohol Use: Admitted without E.R. Services	190	197	248
Drug Use: E.R. Services, then Discharged	1,877	1,204	873
Drug Use: E.R. Services, then Admitted	118	106	78
Drug Use: Admitted without E.R. Services	482	441	421

Source: Missouri Department of Health and Senior Services. Hospital encounters are categorized based on ICD-10 diagnosis codes. Beginning with 2020 data, individuals with more than one encounter for a substance use or mental disorder are counted for each encounter they have during the calendar year. Related disorders are those that are listed with a secondary diagnosis.

JUVENILE PLACEMENTS

	2023	2022	2021
Total Out-of-Home Placements	64	87	168
Parent/Caretaker Alcohol Use Reported	12	1	5
Parent/Caretaker Drug Use Reported	23	53	94

Source: Missouri Department of Social Services, Children's Division. Multiple factors are often considered when a child is placed out of the home. Removals involving parental substance use conditions are included in this profile.

JUVENILE COURT REFERRALS

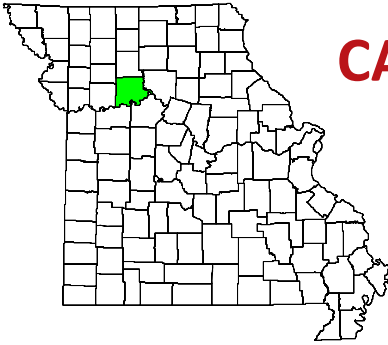
	2023	2022	2021
Child Abuse	46	36	36
Child Neglect	215	230	217
Child Custody Issues	2	5	2
Juvenile Violent Offenses	98	110	61
Juvenile Alcohol Offenses	6	7	2
Juvenile Drug Offenses	29	20	10
School Truancy	290	109	51
Absent from Home	76	57	60
Beyond Parental Control	11	2	18
Injurious Behavior	61	105	68

Source: Missouri Office of State Courts Administrator.

CRIMINAL JUSTICE

	FY 2024	FY 2023	FY 2022
Treatment Court Participants	88	96	99
Drug Conviction: Probation	122	145	134
Drug Conviction: Prison	98	96	106
Drug Conviction: Parole	129	124	99
DWI Conviction: Probation	7	9	14
DWI Conviction: Prison	3	10	11
DWI Conviction: Parole	6	7	8

Sources: Missouri Office of State Courts Administrator; Missouri Department of Corrections.



CARROLL COUNTY

Data on this page pertain to the map area shaded green.

DEMOGRAPHICS

	2023	2022	2021
Population Estimate	8,391	8,423	8,403
Labor Force	4,568	4,391	4,504
Employed	4,440	4,276	4,306
Unemployed	128	115	198
Unemployment Rate	2.8%	2.6%	4.4%
Median Household Income	-----	\$56,818	\$59,257
Poverty Estimate, Individuals of All Ages	-----	1,185	1,001
Poverty Estimate, Children Under Age 18	-----	355	345

Source: U.S. Bureau of the Census.

BIRTHS AND DEATHS

	2023	2022	2021
Resident Births	78	81	94
Resident Deaths	113	126	111
Suicide	1	1	2
Homicide	0	0	0
Alcohol Induced Deaths	0	1	0
Drug Induced Deaths	1	1	1
Smoking Attributable Deaths	18	17	16

Source: Missouri Department of Health and Senior Services

IMPAIRED DRIVING

	2023	2022	2021
Alcohol Involved Fatal Crashes	1	0	0
Alcohol Involved Injury Crashes	5	3	4
Alcohol Involved Property Damage Crashes	8	5	1
Killed in Alcohol Involved Crashes	1	0	0
Injured in Alcohol Involved Crashes	6	4	9
Drug Involved Fatal Crashes	0	0	0
Drug Involved Injury Crashes	1	2	0
Drug Involved Property Damage Crashes	0	0	2
Killed in Drug Involved Crashes	0	0	0
Injured in Drug Involved Crashes	1	3	0

Source: Missouri Department of Public Safety, Missouri State Highway Patrol.

POLICE REPORTS

	2023	2022	2021
DUI Arrests, DWI Tracking System	47	24	16
Liquor Law Arrests	3	0	0
Drug Arrests	2	3	7
Violent Offenses	13	5	8
Domestic Violence Reports	20	23	39
Property Offenses	35	39	30

Source: Missouri Department of Public Safety, Missouri State Highway Patrol.

SCHOOL REPORTS

	2022-23	2021-22
Reported School Suspensions	5	0
Reported Substance Related Suspensions	5	0
Reported Violence or Weapon Suspensions	0	0
Enrollment Grades K-8	874	894
Enrollment Grades 9-12	391	368
Dropouts	0	0

Source: Missouri Department of Elementary and Secondary Education. County-level data are aggregated by school district. Reported suspensions and dropouts fewer than five (5) in a district are suppressed and represented as zero (0) in the county totals.

----- Indicates data not currently available

HOSPITAL / EMERGENCY ROOM

Principal Disorder	2022	2021	2020
Alcohol Use: E.R. Services, then Discharged	9	7	6
Alcohol Use: E.R. Services, then Admitted	2	1	0
Alcohol Use: Admitted without E.R. Services	4	5	7
Drug Use: E.R. Services, then Discharged	16	14	8
Drug Use: E.R. Services, then Admitted	0	0	1
Drug Use: Admitted without E.R. Services	9	0	4
Mental: E.R. Services, then Discharged	118	110	89
Mental: E.R. Services, then Admitted	9	9	3
Mental: Admitted without E.R. Services	36	55	53

Related Disorder

Alcohol Use: E.R. Services, then Discharged	36	8	18
Alcohol Use: E.R. Services, then Admitted	4	3	5
Alcohol Use: Admitted without E.R. Services	23	32	29
Drug Use: E.R. Services, then Discharged	44	58	23
Drug Use: E.R. Services, then Admitted	14	4	7
Drug Use: Admitted without E.R. Services	42	36	41

Source: Missouri Department of Health and Senior Services. Hospital encounters are categorized based on ICD-10 diagnosis codes. Beginning with 2020 data, individuals with more than one encounter for a substance use or mental disorder are counted for each encounter they have during the calendar year. Related disorders are those that are listed with a secondary diagnosis.

JUVENILE PLACEMENTS

	2023	2022	2021
Total Out-of-Home Placements	0	0	2
Parent/Caretaker Alcohol Use Reported	0	0	0
Parent/Caretaker Drug Use Reported	0	0	1

Source: Missouri Department of Social Services, Children's Division. Multiple factors are often considered when a child is placed out of the home. Removals involving parental substance use conditions are included in this profile.

JUVENILE COURT REFERRALS

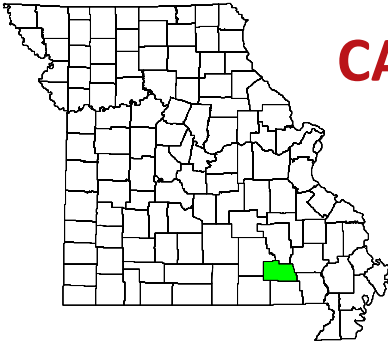
	2023	2022	2021
Child Abuse	1	0	4
Child Neglect	0	1	4
Child Custody Issues	0	0	0
Juvenile Violent Offenses	7	6	5
Juvenile Alcohol Offenses	1	4	1
Juvenile Drug Offenses	0	1	2
School Truancy	4	10	9
Absent from Home	1	2	3
Beyond Parental Control	5	2	3
Injurious Behavior	7	12	4

Source: Missouri Office of State Courts Administrator.

CRIMINAL JUSTICE

	FY 2024	FY 2023	FY 2022
Treatment Court Participants	0	0	0
Drug Conviction: Probation	5	15	18
Drug Conviction: Prison	5	17	16
Drug Conviction: Parole	13	22	14
DWI Conviction: Probation	1	0	1
DWI Conviction: Prison	0	1	2
DWI Conviction: Parole	1	0	1

Sources: Missouri Office of State Courts Administrator; Missouri Department of Corrections.



CARTER COUNTY

Data on this page pertain to the map area shaded green.

DEMOGRAPHICS

	2023	2022	2021
Population Estimate	5,303	5,268	5,339
Labor Force	2,414	2,494	2,571
Employed	2,307	2,405	2,438
Unemployed	107	89	133
Unemployment Rate	4.4%	3.6%	5.2%
Median Household Income	-----	\$42,907	\$39,423
Poverty Estimate, Individuals of All Ages	-----	1,017	1,077
Poverty Estimate, Children Under Age 18	-----	389	405

Source: U.S. Bureau of the Census.

BIRTHS AND DEATHS

	2023	2022	2021
Resident Births	82	75	97
Resident Deaths	69	74	102
Suicide	0	0	1
Homicide	0	0	0
Alcohol Induced Deaths	0	1	0
Drug Induced Deaths	0	1	1
Smoking Attributable Deaths	17	17	14

Source: Missouri Department of Health and Senior Services

IMPAIRED DRIVING

	2023	2022	2021
Alcohol Involved Fatal Crashes	0	0	0
Alcohol Involved Injury Crashes	3	2	3
Alcohol Involved Property Damage Crashes	2	1	3
Killed in Alcohol Involved Crashes	0	0	0
Injured in Alcohol Involved Crashes	4	2	5
Drug Involved Fatal Crashes	0	1	0
Drug Involved Injury Crashes	2	0	2
Drug Involved Property Damage Crashes	0	1	1
Killed in Drug Involved Crashes	0	1	0
Injured in Drug Involved Crashes	2	1	2

Source: Missouri Department of Public Safety, Missouri State Highway Patrol.

POLICE REPORTS

	2023	2022	2021
DUI Arrests, DWI Tracking System	43	42	48
Liquor Law Arrests	0	0	0
Drug Arrests	3	9	3
Violent Offenses	9	31	34
Domestic Violence Reports	16	18	34
Property Offenses	15	34	54

Source: Missouri Department of Public Safety, Missouri State Highway Patrol.

SCHOOL REPORTS

	2022-23	2021-22
Reported School Suspensions	9	10
Reported Substance Related Suspensions	5	0
Reported Violence or Weapon Suspensions	0	0
Enrollment Grades K-8	780	774
Enrollment Grades 9-12	335	336
Dropouts	0	0

Source: Missouri Department of Elementary and Secondary Education. County-level data are aggregated by school district. Reported suspensions and dropouts fewer than five (5) in a district are suppressed and represented as zero (0) in the county totals.

----- Indicates data not currently available

HOSPITAL / EMERGENCY ROOM

Principal Disorder	2022	2021	2020
Alcohol Use: E.R. Services, then Discharged	5	9	13
Alcohol Use: E.R. Services, then Admitted	0	1	4
Alcohol Use: Admitted without E.R. Services	6	1	2
Drug Use: E.R. Services, then Discharged	11	12	16
Drug Use: E.R. Services, then Admitted	2	1	4
Drug Use: Admitted without E.R. Services	3	3	3
Mental: E.R. Services, then Discharged	22	55	55
Mental: E.R. Services, then Admitted	8	59	34
Mental: Admitted without E.R. Services	73	31	46

Related Disorder

Alcohol Use: E.R. Services, then Discharged	9	10	11
Alcohol Use: E.R. Services, then Admitted	8	38	14
Alcohol Use: Admitted without E.R. Services	27	14	13
Drug Use: E.R. Services, then Discharged	63	27	21
Drug Use: E.R. Services, then Admitted	9	56	48
Drug Use: Admitted without E.R. Services	68	28	44

Source: Missouri Department of Health and Senior Services. Hospital encounters are categorized based on ICD-10 diagnosis codes. Beginning with 2020 data, individuals with more than one encounter for a substance use or mental disorder are counted for each encounter they have during the calendar year. Related disorders are those that are listed with a secondary diagnosis.

JUVENILE PLACEMENTS

	2023	2022	2021
Total Out-of-Home Placements	16	1	10
Parent/Caretaker Alcohol Use Reported	0	0	0
Parent/Caretaker Drug Use Reported	8	0	3

Source: Missouri Department of Social Services, Children's Division. Multiple factors are often considered when a child is placed out of the home. Removals involving parental substance use conditions are included in this profile.

JUVENILE COURT REFERRALS

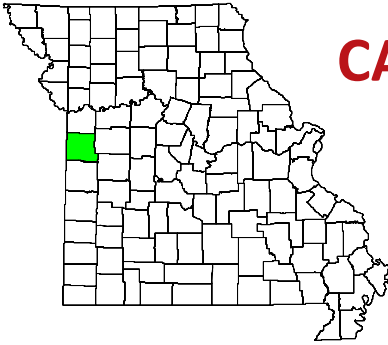
	2023	2022	2021
Child Abuse	0	2	1
Child Neglect	14	0	3
Child Custody Issues	0	1	4
Juvenile Violent Offenses	5	14	7
Juvenile Alcohol Offenses	2	2	4
Juvenile Drug Offenses	5	1	1
School Truancy	1	0	10
Absent from Home	0	3	0
Beyond Parental Control	2	2	3
Injurious Behavior	0	5	0

Source: Missouri Office of State Courts Administrator.

CRIMINAL JUSTICE

	FY 2024	FY 2023	FY 2022
Treatment Court Participants	14	0	10
Drug Conviction: Probation	10	24	16
Drug Conviction: Prison	2	9	5
Drug Conviction: Parole	6	1	6
DWI Conviction: Probation	1	0	0
DWI Conviction: Prison	0	0	0
DWI Conviction: Parole	0	0	0

Sources: Missouri Office of State Courts Administrator; Missouri Department of Corrections.



CASS COUNTY

Data on this page pertain to the map area shaded green.

DEMOGRAPHICS

	2023	2022	2021
Population Estimate	111,732	110,394	109,751
Labor Force	55,599	55,021	54,398
Employed	53,950	53,705	52,278
Unemployed	1,649	1,316	2,120
Unemployment Rate	3.0%	2.4%	3.9%
Median Household Income	-----	\$77,805	\$79,949
Poverty Estimate, Individuals of All Ages	-----	8,972	7,893
Poverty Estimate, Children Under Age 18	-----	2,596	2,454

Source: U.S. Bureau of the Census.

BIRTHS AND DEATHS

	2023	2022	2021
Resident Births	1,126	1,145	1,181
Resident Deaths	1,088	1,236	1,258
Suicide	18	34	16
Homicide	5	7	7
Alcohol Induced Deaths	17	15	18
Drug Induced Deaths	22	26	21
Smoking Attributable Deaths	143	172	154

Source: Missouri Department of Health and Senior Services

IMPAIRED DRIVING

	2023	2022	2021
Alcohol Involved Fatal Crashes	1	2	2
Alcohol Involved Injury Crashes	38	38	35
Alcohol Involved Property Damage Crashes	68	50	49
Killed in Alcohol Involved Crashes	1	2	2
Injured in Alcohol Involved Crashes	47	50	48
Drug Involved Fatal Crashes	2	2	2
Drug Involved Injury Crashes	5	6	7
Drug Involved Property Damage Crashes	12	9	7
Killed in Drug Involved Crashes	2	2	2
Injured in Drug Involved Crashes	12	10	10

Source: Missouri Department of Public Safety, Missouri State Highway Patrol.

POLICE REPORTS

	2023	2022	2021
DUI Arrests, DWI Tracking System	457	379	318
Liquor Law Arrests	43	88	29
Drug Arrests	190	352	244
Violent Offenses	201	228	161
Domestic Violence Reports	618	581	455
Property Offenses	1,358	1,442	1,216

Source: Missouri Department of Public Safety, Missouri State Highway Patrol.

SCHOOL REPORTS

	2022-23	2021-22
Reported School Suspensions	296	250
Reported Substance Related Suspensions	132	101
Reported Violence or Weapon Suspensions	17	28
Enrollment Grades K-8	11,310	11,417
Enrollment Grades 9-12	5,579	5,614
Dropouts	90	124

Source: Missouri Department of Elementary and Secondary Education. County-level data are aggregated by school district. Reported suspensions and dropouts fewer than five (5) in a district are suppressed and represented as zero (0) in the county totals.

----- Indicates data not currently available

HOSPITAL / EMERGENCY ROOM

Principal Disorder	2022	2021	2020
Alcohol Use: E.R. Services, then Discharged	229	233	215
Alcohol Use: E.R. Services, then Admitted	81	94	89
Alcohol Use: Admitted without E.R. Services	61	107	88
Drug Use: E.R. Services, then Discharged	360	166	161
Drug Use: E.R. Services, then Admitted	38	24	17
Drug Use: Admitted without E.R. Services	52	56	50
Mental: E.R. Services, then Discharged	886	1,086	890
Mental: E.R. Services, then Admitted	89	72	50
Mental: Admitted without E.R. Services	533	785	844

Related Disorder

Alcohol Use: E.R. Services, then Discharged	195	209	225
Alcohol Use: E.R. Services, then Admitted	214	224	202
Alcohol Use: Admitted without E.R. Services	232	313	339
Drug Use: E.R. Services, then Discharged	352	293	300
Drug Use: E.R. Services, then Admitted	198	278	197
Drug Use: Admitted without E.R. Services	334	529	549

Source: Missouri Department of Health and Senior Services. Hospital encounters are categorized based on ICD-10 diagnosis codes. Beginning with 2020 data, individuals with more than one encounter for a substance use or mental disorder are counted for each encounter they have during the calendar year. Related disorders are those that are listed with a secondary diagnosis.

JUVENILE PLACEMENTS

	2023	2022	2021
Total Out-of-Home Placements	85	84	76
Parent/Caretaker Alcohol Use Reported	10	0	1
Parent/Caretaker Drug Use Reported	32	22	43

Source: Missouri Department of Social Services, Children's Division. Multiple factors are often considered when a child is placed out of the home. Removals involving parental substance use conditions are included in this profile.

JUVENILE COURT REFERRALS

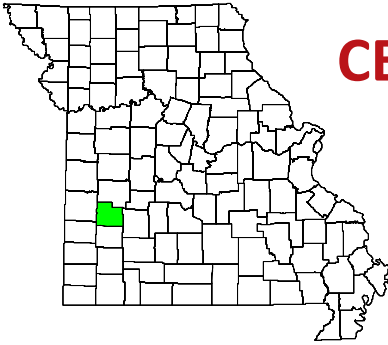
	2023	2022	2021
Child Abuse	0	1	0
Child Neglect	248	267	274
Child Custody Issues	18	28	28
Juvenile Violent Offenses	221	171	161
Juvenile Alcohol Offenses	19	6	2
Juvenile Drug Offenses	52	75	45
School Truancy	52	54	56
Absent from Home	26	83	119
Beyond Parental Control	12	79	80
Injurious Behavior	298	210	107

Source: Missouri Office of State Courts Administrator.

CRIMINAL JUSTICE

	FY 2024	FY 2023	FY 2022
Treatment Court Participants	37	52	58
Drug Conviction: Probation	75	88	127
Drug Conviction: Prison	43	43	51
Drug Conviction: Parole	51	77	57
DWI Conviction: Probation	16	10	11
DWI Conviction: Prison	3	2	10
DWI Conviction: Parole	3	1	4

Sources: Missouri Office of State Courts Administrator; Missouri Department of Corrections.



CEDAR COUNTY

Data on this page pertain to the map area shaded green.

DEMOGRAPHICS

	2023	2022	2021
Population Estimate	14,672	14,601	14,518
Labor Force	5,694	5,638	5,790
Employed	5,495	5,485	5,578
Unemployed	199	153	212
Unemployment Rate	3.5%	2.7%	3.7%
Median Household Income	-----	\$45,952	\$43,563
Poverty Estimate, Individuals of All Ages	-----	2,351	2,598
Poverty Estimate, Children Under Age 18	-----	825	938

Source: U.S. Bureau of the Census.

BIRTHS AND DEATHS

	2023	2022	2021
Resident Births	175	224	204
Resident Deaths	218	218	236
Suicide	6	3	3
Homicide	0	0	1
Alcohol Induced Deaths	3	0	1
Drug Induced Deaths	5	2	1
Smoking Attributable Deaths	36	29	30

Source: Missouri Department of Health and Senior Services

IMPAIRED DRIVING

	2023	2022	2021
Alcohol Involved Fatal Crashes	0	0	0
Alcohol Involved Injury Crashes	2	4	7
Alcohol Involved Property Damage Crashes	4	4	5
Killed in Alcohol Involved Crashes	0	0	0
Injured in Alcohol Involved Crashes	2	6	8
Drug Involved Fatal Crashes	0	0	0
Drug Involved Injury Crashes	0	1	1
Drug Involved Property Damage Crashes	0	0	0
Killed in Drug Involved Crashes	0	0	0
Injured in Drug Involved Crashes	0	3	1

Source: Missouri Department of Public Safety, Missouri State Highway Patrol.

POLICE REPORTS

	2023	2022	2021
DUI Arrests, DWI Tracking System	29	39	52
Liquor Law Arrests	1	8	17
Drug Arrests	22	41	38
Violent Offenses	56	65	69
Domestic Violence Reports	44	47	60
Property Offenses	166	185	319

Source: Missouri Department of Public Safety, Missouri State Highway Patrol.

SCHOOL REPORTS

	2022-23	2021-22
Reported School Suspensions	29	15
Reported Substance Related Suspensions	20	12
Reported Violence or Weapon Suspensions	0	0
Enrollment Grades K-8	1,420	1,402
Enrollment Grades 9-12	636	691
Dropouts	14	14

Source: Missouri Department of Elementary and Secondary Education. County-level data are aggregated by school district. Reported suspensions and dropouts fewer than five (5) in a district are suppressed and represented as zero (0) in the county totals.

----- Indicates data not currently available

HOSPITAL / EMERGENCY ROOM

Principal Disorder	2022	2021	2020
Alcohol Use: E.R. Services, then Discharged	29	38	30
Alcohol Use: E.R. Services, then Admitted	7	7	4
Alcohol Use: Admitted without E.R. Services	4	2	10
Drug Use: E.R. Services, then Discharged	46	26	22
Drug Use: E.R. Services, then Admitted	2	3	6
Drug Use: Admitted without E.R. Services	13	6	5
Mental: E.R. Services, then Discharged	103	120	100
Mental: E.R. Services, then Admitted	19	33	31
Mental: Admitted without E.R. Services	131	131	103

Related Disorder

Alcohol Use: E.R. Services, then Discharged	40	65	37
Alcohol Use: E.R. Services, then Admitted	13	20	18
Alcohol Use: Admitted without E.R. Services	48	49	45
Drug Use: E.R. Services, then Discharged	78	88	67
Drug Use: E.R. Services, then Admitted	24	37	27
Drug Use: Admitted without E.R. Services	79	78	57

Source: Missouri Department of Health and Senior Services. Hospital encounters are categorized based on ICD-10 diagnosis codes. Beginning with 2020 data, individuals with more than one encounter for a substance use or mental disorder are counted for each encounter they have during the calendar year. Related disorders are those that are listed with a secondary diagnosis.

JUVENILE PLACEMENTS

	2023	2022	2021
Total Out-of-Home Placements	27	34	29
Parent/Caretaker Alcohol Use Reported	3	0	1
Parent/Caretaker Drug Use Reported	14	15	19

Source: Missouri Department of Social Services, Children's Division. Multiple factors are often considered when a child is placed out of the home. Removals involving parental substance use conditions are included in this profile.

JUVENILE COURT REFERRALS

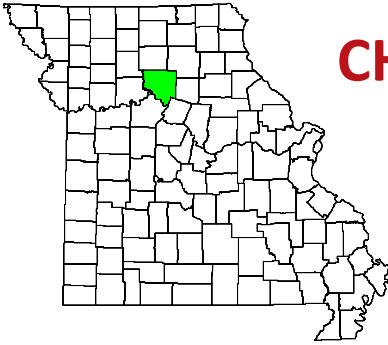
	2023	2022	2021
Child Abuse	3	6	10
Child Neglect	42	74	89
Child Custody Issues	9	1	1
Juvenile Violent Offenses	17	18	21
Juvenile Alcohol Offenses	21	4	0
Juvenile Drug Offenses	12	15	3
School Truancy	23	18	16
Absent from Home	22	15	5
Beyond Parental Control	13	13	16
Injurious Behavior	2	12	22

Source: Missouri Office of State Courts Administrator.

CRIMINAL JUSTICE

	FY 2024	FY 2023	FY 2022
Treatment Court Participants	8	8	8
Drug Conviction: Probation	7	6	2
Drug Conviction: Prison	1	6	3
Drug Conviction: Parole	2	2	6
DWI Conviction: Probation	1	2	1
DWI Conviction: Prison	1	0	1
DWI Conviction: Parole	1	0	1

Sources: Missouri Office of State Courts Administrator; Missouri Department of Corrections.



CHARITON COUNTY

Data on this page pertain to the map area shaded green.

DEMOGRAPHICS

	2023	2022	2021
Population Estimate	7,399	7,386	7,361
Labor Force	3,648	3,681	3,743
Employed	3,551	3,605	3,620
Unemployed	97	76	123
Unemployment Rate	2.7%	2.1%	3.3%
Median Household Income	-----	\$56,633	\$56,898
Poverty Estimate, Individuals of All Ages	-----	934	848
Poverty Estimate, Children Under Age 18	-----	269	251

Source: U.S. Bureau of the Census.

BIRTHS AND DEATHS

	2023	2022	2021
Resident Births	68	71	80
Resident Deaths	102	125	118
Suicide	2	2	2
Homicide	0	1	0
Alcohol Induced Deaths	0	1	2
Drug Induced Deaths	2	1	0
Smoking Attributable Deaths	24	22	21

Source: Missouri Department of Health and Senior Services

IMPAIRED DRIVING

	2023	2022	2021
Alcohol Involved Fatal Crashes	0	0	0
Alcohol Involved Injury Crashes	3	0	4
Alcohol Involved Property Damage Crashes	2	2	2
Killed in Alcohol Involved Crashes	0	0	0
Injured in Alcohol Involved Crashes	4	0	4
Drug Involved Fatal Crashes	0	0	0
Drug Involved Injury Crashes	0	0	0
Drug Involved Property Damage Crashes	0	1	0
Killed in Drug Involved Crashes	0	0	0
Injured in Drug Involved Crashes	0	0	0

Source: Missouri Department of Public Safety, Missouri State Highway Patrol.

POLICE REPORTS

	2023	2022	2021
DUI Arrests, DWI Tracking System	16	16	12
Liquor Law Arrests	1	2	0
Drug Arrests	18	16	3
Violent Offenses	32	26	2
Domestic Violence Reports	29	32	11
Property Offenses	49	45	46

Source: Missouri Department of Public Safety, Missouri State Highway Patrol.

SCHOOL REPORTS

	2022-23	2021-22
Reported School Suspensions	0	0
Reported Substance Related Suspensions	0	0
Reported Violence or Weapon Suspensions	0	0
Enrollment Grades K-8	650	641
Enrollment Grades 9-12	338	328
Dropouts	0	0

Source: Missouri Department of Elementary and Secondary Education. County-level data are aggregated by school district. Reported suspensions and dropouts fewer than five (5) in a district are suppressed and represented as zero (0) in the county totals.

----- Indicates data not currently available

HOSPITAL / EMERGENCY ROOM

Principal Disorder	2022	2021	2020
Alcohol Use: E.R. Services, then Discharged	3	7	3
Alcohol Use: E.R. Services, then Admitted	0	3	3
Alcohol Use: Admitted without E.R. Services	3	3	3
Drug Use: E.R. Services, then Discharged	8	10	8
Drug Use: E.R. Services, then Admitted	2	1	1
Drug Use: Admitted without E.R. Services	3	0	0
Mental: E.R. Services, then Discharged	36	42	33
Mental: E.R. Services, then Admitted	28	17	20
Mental: Admitted without E.R. Services	45	56	41

Related Disorder

Alcohol Use: E.R. Services, then Discharged	9	3	8
Alcohol Use: E.R. Services, then Admitted	10	9	15
Alcohol Use: Admitted without E.R. Services	24	18	24
Drug Use: E.R. Services, then Discharged	22	19	8
Drug Use: E.R. Services, then Admitted	20	12	11
Drug Use: Admitted without E.R. Services	25	10	12

Source: Missouri Department of Health and Senior Services. Hospital encounters are categorized based on ICD-10 diagnosis codes. Beginning with 2020 data, individuals with more than one encounter for a substance use or mental disorder are counted for each encounter they have during the calendar year. Related disorders are those that are listed with a secondary diagnosis.

JUVENILE PLACEMENTS

	2023	2022	2021
Total Out-of-Home Placements	12	10	5
Parent/Caretaker Alcohol Use Reported	3	0	0
Parent/Caretaker Drug Use Reported	6	2	0

Source: Missouri Department of Social Services, Children's Division. Multiple factors are often considered when a child is placed out of the home. Removals involving parental substance use conditions are included in this profile.

JUVENILE COURT REFERRALS

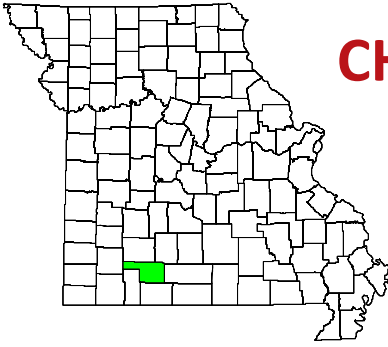
	2023	2022	2021
Child Abuse	0	0	0
Child Neglect	22	11	4
Child Custody Issues	0	10	0
Juvenile Violent Offenses	0	0	0
Juvenile Alcohol Offenses	0	0	0
Juvenile Drug Offenses	0	0	0
School Truancy	2	5	6
Absent from Home	0	0	0
Beyond Parental Control	0	2	0
Injurious Behavior	17	25	48

Source: Missouri Office of State Courts Administrator.

CRIMINAL JUSTICE

	FY 2024	FY 2023	FY 2022
Treatment Court Participants	17	23	20
Drug Conviction: Probation	11	4	14
Drug Conviction: Prison	5	11	8
Drug Conviction: Parole	9	9	3
DWI Conviction: Probation	3	2	0
DWI Conviction: Prison	0	0	0
DWI Conviction: Parole	0	0	0

Sources: Missouri Office of State Courts Administrator; Missouri Department of Corrections.



CHRISTIAN COUNTY

Data on this page pertain to the map area shaded green.

DEMOGRAPHICS

	2023	2022	2021
Population Estimate	94,422	93,114	91,541
Labor Force	48,147	47,463	46,547
Employed	46,935	46,497	45,043
Unemployed	1,212	966	1,504
Unemployment Rate	2.5%	2.0%	3.2%
Median Household Income	-----	\$73,616	\$70,623
Poverty Estimate, Individuals of All Ages	-----	7,730	7,564
Poverty Estimate, Children Under Age 18	-----	2,239	2,298

Source: U.S. Bureau of the Census.

BIRTHS AND DEATHS

	2023	2022	2021
Resident Births	1,027	1,028	1,072
Resident Deaths	838	906	948
Suicide	19	13	15
Homicide	2	2	5
Alcohol Induced Deaths	16	17	18
Drug Induced Deaths	17	22	20
Smoking Attributable Deaths	110	117	110

Source: Missouri Department of Health and Senior Services

IMPAIRED DRIVING

	2023	2022	2021
Alcohol Involved Fatal Crashes	1	1	1
Alcohol Involved Injury Crashes	18	16	22
Alcohol Involved Property Damage Crashes	22	25	38
Killed in Alcohol Involved Crashes	1	1	2
Injured in Alcohol Involved Crashes	30	21	26
Drug Involved Fatal Crashes	1	1	1
Drug Involved Injury Crashes	3	2	4
Drug Involved Property Damage Crashes	4	6	12
Killed in Drug Involved Crashes	1	1	2
Injured in Drug Involved Crashes	9	2	4

Source: Missouri Department of Public Safety, Missouri State Highway Patrol.

POLICE REPORTS

	2023	2022	2021
DUI Arrests, DWI Tracking System	258	221	316
Liquor Law Arrests	5	1	5
Drug Arrests	251	463	63
Violent Offenses	90	96	24
Domestic Violence Reports	309	331	153
Property Offenses	614	742	217

Source: Missouri Department of Public Safety, Missouri State Highway Patrol.

SCHOOL REPORTS

	2022-23	2021-22
Reported School Suspensions	179	156
Reported Substance Related Suspensions	113	109
Reported Violence or Weapon Suspensions	8	7
Enrollment Grades K-8	10,840	10,800
Enrollment Grades 9-12	4,814	4,787
Dropouts	44	50

Source: Missouri Department of Elementary and Secondary Education. County-level data are aggregated by school district. Reported suspensions and dropouts fewer than five (5) in a district are suppressed and represented as zero (0) in the county totals.

----- Indicates data not currently available

HOSPITAL / EMERGENCY ROOM

Principal Disorder	2022	2021	2020
Alcohol Use: E.R. Services, then Discharged	167	163	133
Alcohol Use: E.R. Services, then Admitted	124	96	124
Alcohol Use: Admitted without E.R. Services	7	7	6
Drug Use: E.R. Services, then Discharged	161	147	150
Drug Use: E.R. Services, then Admitted	62	15	21
Drug Use: Admitted without E.R. Services	8	5	11
Mental: E.R. Services, then Discharged	456	448	476
Mental: E.R. Services, then Admitted	377	357	445
Mental: Admitted without E.R. Services	150	198	217

Related Disorder

Alcohol Use: E.R. Services, then Discharged	156	112	89
Alcohol Use: E.R. Services, then Admitted	321	264	244
Alcohol Use: Admitted without E.R. Services	48	50	44
Drug Use: E.R. Services, then Discharged	262	212	159
Drug Use: E.R. Services, then Admitted	365	362	389
Drug Use: Admitted without E.R. Services	133	140	117

Source: Missouri Department of Health and Senior Services. Hospital encounters are categorized based on ICD-10 diagnosis codes. Beginning with 2020 data, individuals with more than one encounter for a substance use or mental disorder are counted for each encounter they have during the calendar year. Related disorders are those that are listed with a secondary diagnosis.

JUVENILE PLACEMENTS

	2023	2022	2021
Total Out-of-Home Placements	55	74	69
Parent/Caretaker Alcohol Use Reported	4	12	5
Parent/Caretaker Drug Use Reported	17	18	32

Source: Missouri Department of Social Services, Children's Division. Multiple factors are often considered when a child is placed out of the home. Removals involving parental substance use conditions are included in this profile.

JUVENILE COURT REFERRALS

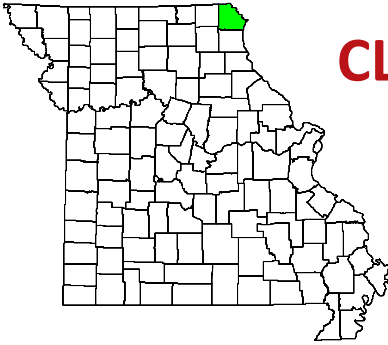
	2023	2022	2021
Child Abuse	62	98	70
Child Neglect	113	129	183
Child Custody Issues	26	14	31
Juvenile Violent Offenses	82	109	105
Juvenile Alcohol Offenses	18	10	5
Juvenile Drug Offenses	33	99	33
School Truancy	18	18	8
Absent from Home	13	6	16
Beyond Parental Control	25	18	7
Injurious Behavior	512	547	315

Source: Missouri Office of State Courts Administrator.

CRIMINAL JUSTICE

	FY 2024	FY 2023	FY 2022
Treatment Court Participants	98	104	92
Drug Conviction: Probation	157	169	161
Drug Conviction: Prison	54	52	54
Drug Conviction: Parole	51	60	40
DWI Conviction: Probation	21	19	19
DWI Conviction: Prison	7	10	5
DWI Conviction: Parole	4	0	4

Sources: Missouri Office of State Courts Administrator; Missouri Department of Corrections.



CLARK COUNTY

Data on this page pertain to the map area shaded green.

DEMOGRAPHICS

	2023	2022	2021
Population Estimate	6,641	6,723	6,738
Labor Force	2,960	2,998	3,127
Employed	2,847	2,903	2,982
Unemployed	113	95	145
Unemployment Rate	3.8%	3.2%	4.6%
Median Household Income	-----	\$63,249	\$50,390
Poverty Estimate, Individuals of All Ages	-----	858	864
Poverty Estimate, Children Under Age 18	-----	293	326

Source: U.S. Bureau of the Census.

BIRTHS AND DEATHS

	2023	2022	2021
Resident Births	65	76	76
Resident Deaths	99	85	102
Suicide	1	0	1
Homicide	0	0	0
Alcohol Induced Deaths	0	0	1
Drug Induced Deaths	0	0	1
Smoking Attributable Deaths	15	13	17

Source: Missouri Department of Health and Senior Services

IMPAIRED DRIVING

	2023	2022	2021
Alcohol Involved Fatal Crashes	0	0	0
Alcohol Involved Injury Crashes	2	4	3
Alcohol Involved Property Damage Crashes	5	1	4
Killed in Alcohol Involved Crashes	0	0	0
Injured in Alcohol Involved Crashes	2	6	4
Drug Involved Fatal Crashes	0	0	0
Drug Involved Injury Crashes	0	0	1
Drug Involved Property Damage Crashes	0	1	1
Killed in Drug Involved Crashes	0	0	0
Injured in Drug Involved Crashes	0	0	2

Source: Missouri Department of Public Safety, Missouri State Highway Patrol.

POLICE REPORTS

	2023	2022	2021
DUI Arrests, DWI Tracking System	30	25	51
Liquor Law Arrests	0	0	1
Drug Arrests	11	18	27
Violent Offenses	1	3	4
Domestic Violence Reports	43	29	22
Property Offenses	78	74	94

Source: Missouri Department of Public Safety, Missouri State Highway Patrol.

SCHOOL REPORTS

	2022-23	2021-22
Reported School Suspensions	13	23
Reported Substance Related Suspensions	0	0
Reported Violence or Weapon Suspensions	0	0
Enrollment Grades K-8	720	716
Enrollment Grades 9-12	308	318
Dropouts	0	0

Source: Missouri Department of Elementary and Secondary Education. County-level data are aggregated by school district. Reported suspensions and dropouts fewer than five (5) in a district are suppressed and represented as zero (0) in the county totals.

----- Indicates data not currently available

HOSPITAL / EMERGENCY ROOM

Principal Disorder	2022	2021	2020
Alcohol Use: E.R. Services, then Discharged	2	2	2
Alcohol Use: E.R. Services, then Admitted	0	0	0
Alcohol Use: Admitted without E.R. Services	1	2	2
Drug Use: E.R. Services, then Discharged	5	3	6
Drug Use: E.R. Services, then Admitted	1	0	1
Drug Use: Admitted without E.R. Services	0	0	2
Mental: E.R. Services, then Discharged	12	24	12
Mental: E.R. Services, then Admitted	8	14	10
Mental: Admitted without E.R. Services	12	32	27

Related Disorder

Alcohol Use: E.R. Services, then Discharged	2	4	3
Alcohol Use: E.R. Services, then Admitted	3	3	4
Alcohol Use: Admitted without E.R. Services	3	7	20
Drug Use: E.R. Services, then Discharged	10	3	9
Drug Use: E.R. Services, then Admitted	11	10	9
Drug Use: Admitted without E.R. Services	12	17	13

Source: Missouri Department of Health and Senior Services. Hospital encounters are categorized based on ICD-10 diagnosis codes. Beginning with 2020 data, individuals with more than one encounter for a substance use or mental disorder are counted for each encounter they have during the calendar year. Related disorders are those that are listed with a secondary diagnosis.

JUVENILE PLACEMENTS

	2023	2022	2021
Total Out-of-Home Placements	11	31	17
Parent/Caretaker Alcohol Use Reported	0	2	1
Parent/Caretaker Drug Use Reported	9	8	9

Source: Missouri Department of Social Services, Children's Division. Multiple factors are often considered when a child is placed out of the home. Removals involving parental substance use conditions are included in this profile.

JUVENILE COURT REFERRALS

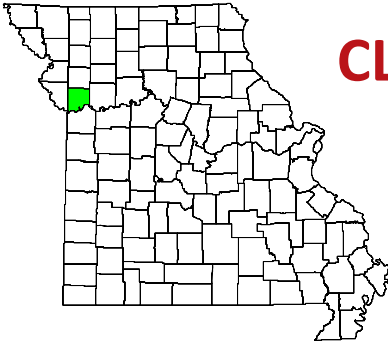
	2023	2022	2021
Child Abuse	19	14	9
Child Neglect	38	43	27
Child Custody Issues	0	0	0
Juvenile Violent Offenses	12	9	7
Juvenile Alcohol Offenses	1	1	0
Juvenile Drug Offenses	1	0	1
School Truancy	37	29	28
Absent from Home	1	0	0
Beyond Parental Control	5	11	15
Injurious Behavior	51	50	52

Source: Missouri Office of State Courts Administrator.

CRIMINAL JUSTICE

	FY 2024	FY 2023	FY 2022
Treatment Court Participants	30	17	21
Drug Conviction: Probation	20	22	12
Drug Conviction: Prison	10	7	4
Drug Conviction: Parole	21	8	13
DWI Conviction: Probation	0	1	0
DWI Conviction: Prison	0	0	0
DWI Conviction: Parole	0	0	0

Sources: Missouri Office of State Courts Administrator; Missouri Department of Corrections.



CLAY COUNTY

Data on this page pertain to the map area shaded green.

DEMOGRAPHICS

	2023	2022	2021
Population Estimate	259,772	257,033	255,860
Labor Force	140,139	138,929	138,370
Employed	136,342	135,472	131,555
Unemployed	3,797	3,457	6,815
Unemployment Rate	2.7%	2.5%	4.9%
Median Household Income	-----	\$78,930	\$75,129
Poverty Estimate, Individuals of All Ages	-----	19,491	20,470
Poverty Estimate, Children Under Age 18	-----	5,186	6,108

Source: U.S. Bureau of the Census.

BIRTHS AND DEATHS

	2023	2022	2021
Resident Births	2,835	2,996	2,948
Resident Deaths	2,132	2,255	2,245
Suicide	46	49	45
Homicide	8	10	13
Alcohol Induced Deaths	29	29	37
Drug Induced Deaths	58	63	54
Smoking Attributable Deaths	289	277	268

Source: Missouri Department of Health and Senior Services

IMPAIRED DRIVING

	2023	2022	2021
Alcohol Involved Fatal Crashes	3	4	3
Alcohol Involved Injury Crashes	58	64	52
Alcohol Involved Property Damage Crashes	88	102	151
Killed in Alcohol Involved Crashes	3	4	3
Injured in Alcohol Involved Crashes	80	90	68
Drug Involved Fatal Crashes	1	1	1
Drug Involved Injury Crashes	14	14	12
Drug Involved Property Damage Crashes	12	15	22
Killed in Drug Involved Crashes	1	1	1
Injured in Drug Involved Crashes	25	17	16

Source: Missouri Department of Public Safety, Missouri State Highway Patrol.

POLICE REPORTS

	2023	2022	2021
DUI Arrests, DWI Tracking System	760	944	872
Liquor Law Arrests	22	19	38
Drug Arrests	495	764	518
Violent Offenses	310	274	252
Domestic Violence Reports	573	519	580
Property Offenses	2,425	2,277	1,817

Source: Missouri Department of Public Safety, Missouri State Highway Patrol.

SCHOOL REPORTS

	2022-23	2021-22
Reported School Suspensions	344	364
Reported Substance Related Suspensions	54	109
Reported Violence or Weapon Suspensions	12	8
Enrollment Grades K-8	27,662	27,928
Enrollment Grades 9-12	13,785	13,496
Dropouts	96	80

Source: Missouri Department of Elementary and Secondary Education. County-level data are aggregated by school district. Reported suspensions and dropouts fewer than five (5) in a district are suppressed and represented as zero (0) in the county totals.

----- Indicates data not currently available

HOSPITAL / EMERGENCY ROOM

Principal Disorder	2022	2021	2020
Alcohol Use: E.R. Services, then Discharged	933	817	844
Alcohol Use: E.R. Services, then Admitted	45	52	61
Alcohol Use: Admitted without E.R. Services	377	346	357
Drug Use: E.R. Services, then Discharged	848	451	446
Drug Use: E.R. Services, then Admitted	46	16	10
Drug Use: Admitted without E.R. Services	259	128	94
Mental: E.R. Services, then Discharged	2,172	2,993	2,500
Mental: E.R. Services, then Admitted	68	73	30
Mental: Admitted without E.R. Services	1,466	2,109	2,354

Related Disorder

Alcohol Use: E.R. Services, then Discharged	636	602	663
Alcohol Use: E.R. Services, then Admitted	145	155	176
Alcohol Use: Admitted without E.R. Services	842	1,016	1,227
Drug Use: E.R. Services, then Discharged	1,249	1,005	1,077
Drug Use: E.R. Services, then Admitted	118	186	195
Drug Use: Admitted without E.R. Services	1,249	1,742	1,974

Source: Missouri Department of Health and Senior Services. Hospital encounters are categorized based on ICD-10 diagnosis codes. Beginning with 2020 data, individuals with more than one encounter for a substance use or mental disorder are counted for each encounter they have during the calendar year. Related disorders are those that are listed with a secondary diagnosis.

JUVENILE PLACEMENTS

	2023	2022	2021
Total Out-of-Home Placements	83	79	75
Parent/Caretaker Alcohol Use Reported	2	5	15
Parent/Caretaker Drug Use Reported	43	33	36

Source: Missouri Department of Social Services, Children's Division. Multiple factors are often considered when a child is placed out of the home. Removals involving parental substance use conditions are included in this profile.

JUVENILE COURT REFERRALS

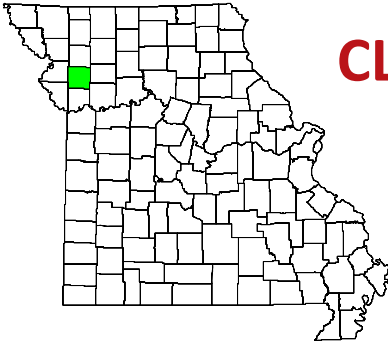
	2023	2022	2021
Child Abuse	8	10	5
Child Neglect	326	300	340
Child Custody Issues	21	13	17
Juvenile Violent Offenses	152	121	118
Juvenile Alcohol Offenses	10	10	15
Juvenile Drug Offenses	54	68	29
School Truancy	15	5	7
Absent from Home	8	7	20
Beyond Parental Control	5	5	5
Injurious Behavior	1	0	2

Source: Missouri Office of State Courts Administrator.

CRIMINAL JUSTICE

	FY 2024	FY 2023	FY 2022
Treatment Court Participants	69	72	71
Drug Conviction: Probation	79	113	113
Drug Conviction: Prison	69	65	81
Drug Conviction: Parole	80	108	116
DWI Conviction: Probation	21	32	30
DWI Conviction: Prison	10	10	16
DWI Conviction: Parole	14	20	19

Sources: Missouri Office of State Courts Administrator; Missouri Department of Corrections.



CLINTON COUNTY

Data on this page pertain to the map area shaded green.

DEMOGRAPHICS

	2023	2022	2021
Population Estimate	21,548	21,328	21,258
Labor Force	10,693	10,634	10,660
Employed	10,369	10,334	10,096
Unemployed	324	300	564
Unemployment Rate	3.0%	2.8%	5.3%
Median Household Income	-----	\$68,337	\$64,823
Poverty Estimate, Individuals of All Ages	-----	2,655	2,104
Poverty Estimate, Children Under Age 18	-----	692	630

Source: U.S. Bureau of the Census.

BIRTHS AND DEATHS

	2023	2022	2021
Resident Births	229	238	231
Resident Deaths	286	277	246
Suicide	4	1	2
Homicide	1	0	1
Alcohol Induced Deaths	6	4	1
Drug Induced Deaths	5	5	6
Smoking Attributable Deaths	41	37	39

Source: Missouri Department of Health and Senior Services

IMPAIRED DRIVING

	2023	2022	2021
Alcohol Involved Fatal Crashes	1	1	3
Alcohol Involved Injury Crashes	2	4	6
Alcohol Involved Property Damage Crashes	4	3	11
Killed in Alcohol Involved Crashes	1	1	3
Injured in Alcohol Involved Crashes	2	7	9
Drug Involved Fatal Crashes	0	1	1
Drug Involved Injury Crashes	2	3	3
Drug Involved Property Damage Crashes	1	0	4
Killed in Drug Involved Crashes	0	1	1
Injured in Drug Involved Crashes	2	5	3

Source: Missouri Department of Public Safety, Missouri State Highway Patrol.

POLICE REPORTS

	2023	2022	2021
DUI Arrests, DWI Tracking System	97	85	90
Liquor Law Arrests	1	3	2
Drug Arrests	43	67	26
Violent Offenses	47	27	44
Domestic Violence Reports	222	130	198
Property Offenses	218	198	227

Source: Missouri Department of Public Safety, Missouri State Highway Patrol.

SCHOOL REPORTS

	2022-23	2021-22
Reported School Suspensions	36	25
Reported Substance Related Suspensions	5	0
Reported Violence or Weapon Suspensions	0	0
Enrollment Grades K-8	2,084	2,086
Enrollment Grades 9-12	990	1,031
Dropouts	0	0

Source: Missouri Department of Elementary and Secondary Education. County-level data are aggregated by school district. Reported suspensions and dropouts fewer than five (5) in a district are suppressed and represented as zero (0) in the county totals.

----- Indicates data not currently available

HOSPITAL / EMERGENCY ROOM

Principal Disorder	2022	2021	2020
Alcohol Use: E.R. Services, then Discharged	27	35	41
Alcohol Use: E.R. Services, then Admitted	9	7	9
Alcohol Use: Admitted without E.R. Services	17	8	26
Drug Use: E.R. Services, then Discharged	41	18	22
Drug Use: E.R. Services, then Admitted	3	2	4
Drug Use: Admitted without E.R. Services	11	6	6
Mental: E.R. Services, then Discharged	135	150	143
Mental: E.R. Services, then Admitted	11	19	23
Mental: Admitted without E.R. Services	73	98	95

Related Disorder

Alcohol Use: E.R. Services, then Discharged	37	33	35
Alcohol Use: E.R. Services, then Admitted	31	46	55
Alcohol Use: Admitted without E.R. Services	50	56	54
Drug Use: E.R. Services, then Discharged	56	71	59
Drug Use: E.R. Services, then Admitted	26	39	30
Drug Use: Admitted without E.R. Services	59	45	62

Source: Missouri Department of Health and Senior Services. Hospital encounters are categorized based on ICD-10 diagnosis codes. Beginning with 2020 data, individuals with more than one encounter for a substance use or mental disorder are counted for each encounter they have during the calendar year. Related disorders are those that are listed with a secondary diagnosis.

JUVENILE PLACEMENTS

	2023	2022	2021
Total Out-of-Home Placements	16	8	23
Parent/Caretaker Alcohol Use Reported	2	0	2
Parent/Caretaker Drug Use Reported	3	5	14

Source: Missouri Department of Social Services, Children's Division. Multiple factors are often considered when a child is placed out of the home. Removals involving parental substance use conditions are included in this profile.

JUVENILE COURT REFERRALS

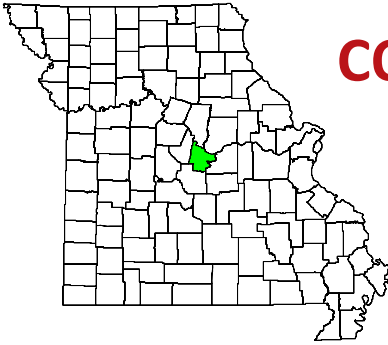
	2023	2022	2021
Child Abuse	11	11	16
Child Neglect	16	15	23
Child Custody Issues	0	0	0
Juvenile Violent Offenses	10	16	5
Juvenile Alcohol Offenses	3	0	2
Juvenile Drug Offenses	2	2	0
School Truancy	4	28	18
Absent from Home	7	9	2
Beyond Parental Control	6	3	3
Injurious Behavior	19	17	6

Source: Missouri Office of State Courts Administrator.

CRIMINAL JUSTICE

	FY 2024	FY 2023	FY 2022
Treatment Court Participants	0	0	0
Drug Conviction: Probation	9	14	11
Drug Conviction: Prison	21	25	35
Drug Conviction: Parole	26	28	25
DWI Conviction: Probation	0	2	1
DWI Conviction: Prison	2	1	7
DWI Conviction: Parole	2	1	4

Sources: Missouri Office of State Courts Administrator; Missouri Department of Corrections.



COLE COUNTY

Data on this page pertain to the map area shaded green.

DEMOGRAPHICS

	2023	2022	2021
Population Estimate	77,278	76,969	76,631
Labor Force	39,656	39,196	38,648
Employed	38,666	38,428	37,445
Unemployed	990	768	1,203
Unemployment Rate	2.5%	2.0%	3.1%
Median Household Income	-----	\$70,837	\$63,972
Poverty Estimate, Individuals of All Ages	-----	7,108	8,479
Poverty Estimate, Children Under Age 18	-----	2,200	2,468

Source: U.S. Bureau of the Census.

BIRTHS AND DEATHS

	2023	2022	2021
Resident Births	847	789	838
Resident Deaths	748	798	779
Suicide	10	15	14
Homicide	6	6	1
Alcohol Induced Deaths	9	5	4
Drug Induced Deaths	12	13	16
Smoking Attributable Deaths	104	117	102

Source: Missouri Department of Health and Senior Services

IMPAIRED DRIVING

	2023	2022	2021
Alcohol Involved Fatal Crashes	0	2	1
Alcohol Involved Injury Crashes	26	30	18
Alcohol Involved Property Damage Crashes	44	41	41
Killed in Alcohol Involved Crashes	0	2	1
Injured in Alcohol Involved Crashes	38	38	23
Drug Involved Fatal Crashes	0	0	0
Drug Involved Injury Crashes	10	4	4
Drug Involved Property Damage Crashes	9	6	12
Killed in Drug Involved Crashes	0	0	0
Injured in Drug Involved Crashes	20	6	4

Source: Missouri Department of Public Safety, Missouri State Highway Patrol.

POLICE REPORTS

	2023	2022	2021
DUI Arrests, DWI Tracking System	302	304	248
Liquor Law Arrests	39	30	26
Drug Arrests	274	470	534
Violent Offenses	154	200	165
Domestic Violence Reports	332	356	299
Property Offenses	990	963	992

Source: Missouri Department of Public Safety, Missouri State Highway Patrol.

SCHOOL REPORTS

	2022-23	2021-22
Reported School Suspensions	351	200
Reported Substance Related Suspensions	94	27
Reported Violence or Weapon Suspensions	37	35
Enrollment Grades K-8	7,257	7,357
Enrollment Grades 9-12	3,580	3,600
Dropouts	88	88

Source: Missouri Department of Elementary and Secondary Education. County-level data are aggregated by school district. Reported suspensions and dropouts fewer than five (5) in a district are suppressed and represented as zero (0) in the county totals.

----- Indicates data not currently available

HOSPITAL / EMERGENCY ROOM

Principal Disorder	2022	2021	2020
Alcohol Use: E.R. Services, then Discharged	208	198	183
Alcohol Use: E.R. Services, then Admitted	50	62	63
Alcohol Use: Admitted without E.R. Services	38	28	21
Drug Use: E.R. Services, then Discharged	215	131	138
Drug Use: E.R. Services, then Admitted	43	31	31
Drug Use: Admitted without E.R. Services	21	17	19
Mental: E.R. Services, then Discharged	636	750	787
Mental: E.R. Services, then Admitted	405	498	515
Mental: Admitted without E.R. Services	235	319	408

Related Disorder

Alcohol Use: E.R. Services, then Discharged	239	315	212
Alcohol Use: E.R. Services, then Admitted	198	233	240
Alcohol Use: Admitted without E.R. Services	163	123	88
Drug Use: E.R. Services, then Discharged	480	486	316
Drug Use: E.R. Services, then Admitted	280	284	339
Drug Use: Admitted without E.R. Services	207	198	166

Source: Missouri Department of Health and Senior Services. Hospital encounters are categorized based on ICD-10 diagnosis codes. Beginning with 2020 data, individuals with more than one encounter for a substance use or mental disorder are counted for each encounter they have during the calendar year. Related disorders are those that are listed with a secondary diagnosis.

JUVENILE PLACEMENTS

	2023	2022	2021
Total Out-of-Home Placements	93	77	73
Parent/Caretaker Alcohol Use Reported	13	2	4
Parent/Caretaker Drug Use Reported	34	12	39

Source: Missouri Department of Social Services, Children's Division. Multiple factors are often considered when a child is placed out of the home. Removals involving parental substance use conditions are included in this profile.

JUVENILE COURT REFERRALS

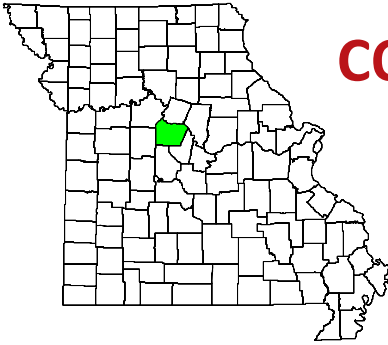
	2023	2022	2021
Child Abuse	1	21	59
Child Neglect	65	75	208
Child Custody Issues	0	0	0
Juvenile Violent Offenses	108	127	68
Juvenile Alcohol Offenses	18	14	8
Juvenile Drug Offenses	18	37	16
School Truancy	3	14	3
Absent from Home	33	23	36
Beyond Parental Control	101	98	58
Injurious Behavior	42	84	74

Source: Missouri Office of State Courts Administrator.

CRIMINAL JUSTICE

	FY 2024	FY 2023	FY 2022
Treatment Court Participants	144	146	125
Drug Conviction: Probation	94	155	149
Drug Conviction: Prison	31	40	32
Drug Conviction: Parole	37	43	48
DWI Conviction: Probation	16	23	22
DWI Conviction: Prison	7	3	4
DWI Conviction: Parole	3	8	1

Sources: Missouri Office of State Courts Administrator; Missouri Department of Corrections.



COOPER COUNTY

Data on this page pertain to the map area shaded green.

DEMOGRAPHICS

	2023	2022	2021
Population Estimate	16,947	16,772	16,672
Labor Force	7,087	7,070	7,080
Employed	6,873	6,901	6,824
Unemployed	214	169	256
Unemployment Rate	3.0%	2.4%	3.6%
Median Household Income	-----	\$63,247	\$56,824
Poverty Estimate, Individuals of All Ages	-----	1,773	2,026
Poverty Estimate, Children Under Age 18	-----	545	609

Source: U.S. Bureau of the Census.

BIRTHS AND DEATHS

	2023	2022	2021
Resident Births	173	170	194
Resident Deaths	167	199	227
Suicide	1	7	1
Homicide	0	0	0
Alcohol Induced Deaths	1	1	0
Drug Induced Deaths	0	5	1
Smoking Attributable Deaths	22	30	33

Source: Missouri Department of Health and Senior Services

IMPAIRED DRIVING

	2023	2022	2021
Alcohol Involved Fatal Crashes	0	0	0
Alcohol Involved Injury Crashes	10	6	7
Alcohol Involved Property Damage Crashes	12	14	12
Killed in Alcohol Involved Crashes	0	0	0
Injured in Alcohol Involved Crashes	11	16	7
Drug Involved Fatal Crashes	0	0	0
Drug Involved Injury Crashes	2	1	1
Drug Involved Property Damage Crashes	3	4	4
Killed in Drug Involved Crashes	0	0	0
Injured in Drug Involved Crashes	2	1	1

Source: Missouri Department of Public Safety, Missouri State Highway Patrol.

POLICE REPORTS

	2023	2022	2021
DUI Arrests, DWI Tracking System	95	91	85
Liquor Law Arrests	0	0	4
Drug Arrests	62	103	72
Violent Offenses	40	24	35
Domestic Violence Reports	85	80	66
Property Offenses	197	204	232

Source: Missouri Department of Public Safety, Missouri State Highway Patrol.

SCHOOL REPORTS

	2022-23	2021-22
Reported School Suspensions	29	11
Reported Substance Related Suspensions	6	0
Reported Violence or Weapon Suspensions	0	0
Enrollment Grades K-8	1,467	1,461
Enrollment Grades 9-12	807	798
Dropouts	0	8

Source: Missouri Department of Elementary and Secondary Education. County-level data are aggregated by school district. Reported suspensions and dropouts fewer than five (5) in a district are suppressed and represented as zero (0) in the county totals.

----- Indicates data not currently available

HOSPITAL / EMERGENCY ROOM

Principal Disorder	2022	2021	2020
Alcohol Use: E.R. Services, then Discharged	36	18	28
Alcohol Use: E.R. Services, then Admitted	8	6	7
Alcohol Use: Admitted without E.R. Services	4	2	3
Drug Use: E.R. Services, then Discharged	25	12	13
Drug Use: E.R. Services, then Admitted	19	5	6
Drug Use: Admitted without E.R. Services	8	5	3
Mental: E.R. Services, then Discharged	77	92	98
Mental: E.R. Services, then Admitted	54	63	75
Mental: Admitted without E.R. Services	59	73	79
Related Disorder			
Alcohol Use: E.R. Services, then Discharged	26	34	50
Alcohol Use: E.R. Services, then Admitted	38	42	75
Alcohol Use: Admitted without E.R. Services	24	31	20
Drug Use: E.R. Services, then Discharged	38	41	36
Drug Use: E.R. Services, then Admitted	51	41	55
Drug Use: Admitted without E.R. Services	20	45	25

Source: Missouri Department of Health and Senior Services. Hospital encounters are categorized based on ICD-10 diagnosis codes. Beginning with 2020 data, individuals with more than one encounter for a substance use or mental disorder are counted for each encounter they have during the calendar year. Related disorders are those that are listed with a secondary diagnosis.

JUVENILE PLACEMENTS

	2023	2022	2021
Total Out-of-Home Placements	12	9	8
Parent/Caretaker Alcohol Use Reported	1	0	1
Parent/Caretaker Drug Use Reported	0	2	3

Source: Missouri Department of Social Services, Children's Division. Multiple factors are often considered when a child is placed out of the home. Removals involving parental substance use conditions are included in this profile.

JUVENILE COURT REFERRALS

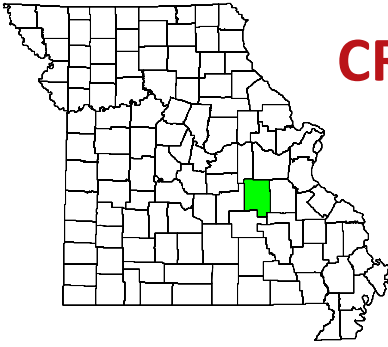
	2023	2022	2021
Child Abuse	7	2	9
Child Neglect	23	22	11
Child Custody Issues	16	3	5
Juvenile Violent Offenses	66	58	32
Juvenile Alcohol Offenses	3	3	1
Juvenile Drug Offenses	7	11	3
School Truancy	5	8	1
Absent from Home	10	15	9
Beyond Parental Control	20	16	25
Injurious Behavior	52	55	33

Source: Missouri Office of State Courts Administrator.

CRIMINAL JUSTICE

	FY 2024	FY 2023	FY 2022
Treatment Court Participants	31	25	17
Drug Conviction: Probation	51	67	57
Drug Conviction: Prison	27	37	43
Drug Conviction: Parole	53	54	46
DWI Conviction: Probation	8	6	10
DWI Conviction: Prison	0	4	3
DWI Conviction: Parole	1	9	3

Sources: Missouri Office of State Courts Administrator; Missouri Department of Corrections.



CRAWFORD COUNTY

Data on this page pertain to the map area shaded green.

DEMOGRAPHICS

	2023	2022	2021
Population Estimate	22,719	22,659	22,818
Labor Force	10,593	10,773	10,913
Employed	10,231	10,469	10,418
Unemployed	362	304	495
Unemployment Rate	3.4%	2.8%	4.5%
Median Household Income	-----	\$52,536	\$49,511
Poverty Estimate, Individuals of All Ages	-----	3,406	3,565
Poverty Estimate, Children Under Age 18	-----	995	1,146

Source: U.S. Bureau of the Census.

BIRTHS AND DEATHS

	2023	2022	2021
Resident Births	244	242	240
Resident Deaths	310	376	387
Suicide	5	7	7
Homicide	0	1	5
Alcohol Induced Deaths	1	7	6
Drug Induced Deaths	15	13	23
Smoking Attributable Deaths	65	56	55

Source: Missouri Department of Health and Senior Services

IMPAIRED DRIVING

	2023	2022	2021
Alcohol Involved Fatal Crashes	2	0	3
Alcohol Involved Injury Crashes	17	8	10
Alcohol Involved Property Damage Crashes	16	14	18
Killed in Alcohol Involved Crashes	2	0	3
Injured in Alcohol Involved Crashes	24	12	13
Drug Involved Fatal Crashes	1	1	0
Drug Involved Injury Crashes	5	3	6
Drug Involved Property Damage Crashes	3	2	2
Killed in Drug Involved Crashes	1	1	0
Injured in Drug Involved Crashes	6	5	6

Source: Missouri Department of Public Safety, Missouri State Highway Patrol.

POLICE REPORTS

	2023	2022	2021
DUI Arrests, DWI Tracking System	90	87	113
Liquor Law Arrests	0	4	1
Drug Arrests	151	190	156
Violent Offenses	89	109	91
Domestic Violence Reports	251	260	205
Property Offenses	690	734	727

Source: Missouri Department of Public Safety, Missouri State Highway Patrol.

SCHOOL REPORTS

	2022-23	2021-22
Reported School Suspensions	31	25
Reported Substance Related Suspensions	8	5
Reported Violence or Weapon Suspensions	0	0
Enrollment Grades K-8	1,989	2,089
Enrollment Grades 9-12	1,016	1,015
Dropouts	6	5

Source: Missouri Department of Elementary and Secondary Education. County-level data are aggregated by school district. Reported suspensions and dropouts fewer than five (5) in a district are suppressed and represented as zero (0) in the county totals.

----- Indicates data not currently available

HOSPITAL / EMERGENCY ROOM

Principal Disorder	2022	2021	2020
Alcohol Use: E.R. Services, then Discharged	44	64	55
Alcohol Use: E.R. Services, then Admitted	11	7	8
Alcohol Use: Admitted without E.R. Services	16	23	13
Drug Use: E.R. Services, then Discharged	89	69	67
Drug Use: E.R. Services, then Admitted	20	8	8
Drug Use: Admitted without E.R. Services	59	35	29
Mental: E.R. Services, then Discharged	177	245	189
Mental: E.R. Services, then Admitted	23	85	103
Mental: Admitted without E.R. Services	222	226	149

Related Disorder

Alcohol Use: E.R. Services, then Discharged	56	80	80
Alcohol Use: E.R. Services, then Admitted	77	56	77
Alcohol Use: Admitted without E.R. Services	99	110	78
Drug Use: E.R. Services, then Discharged	154	162	192
Drug Use: E.R. Services, then Admitted	95	97	116
Drug Use: Admitted without E.R. Services	172	195	147

Source: Missouri Department of Health and Senior Services. Hospital encounters are categorized based on ICD-10 diagnosis codes. Beginning with 2020 data, individuals with more than one encounter for a substance use or mental disorder are counted for each encounter they have during the calendar year. Related disorders are those that are listed with a secondary diagnosis.

JUVENILE PLACEMENTS

	2023	2022	2021
Total Out-of-Home Placements	55	66	67
Parent/Caretaker Alcohol Use Reported	3	3	3
Parent/Caretaker Drug Use Reported	30	42	38

Source: Missouri Department of Social Services, Children's Division. Multiple factors are often considered when a child is placed out of the home. Removals involving parental substance use conditions are included in this profile.

JUVENILE COURT REFERRALS

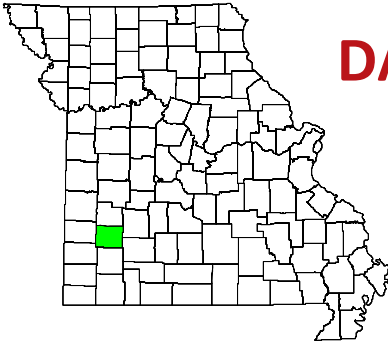
	2023	2022	2021
Child Abuse	5	11	2
Child Neglect	43	53	54
Child Custody Issues	0	0	0
Juvenile Violent Offenses	11	28	15
Juvenile Alcohol Offenses	5	13	5
Juvenile Drug Offenses	2	7	5
School Truancy	3	4	6
Absent from Home	4	7	10
Beyond Parental Control	5	6	7
Injurious Behavior	4	6	17

Source: Missouri Office of State Courts Administrator.

CRIMINAL JUSTICE

	FY 2024	FY 2023	FY 2022
Treatment Court Participants	36	31	30
Drug Conviction: Probation	63	57	84
Drug Conviction: Prison	39	38	68
Drug Conviction: Parole	53	43	63
DWI Conviction: Probation	10	5	9
DWI Conviction: Prison	0	4	2
DWI Conviction: Parole	3	0	2

Sources: Missouri Office of State Courts Administrator; Missouri Department of Corrections.



DADE COUNTY

Data on this page pertain to the map area shaded green.

DEMOGRAPHICS

	2023	2022	2021
Population Estimate	7,716	7,600	7,600
Labor Force	3,365	3,447	3,544
Employed	3,265	3,372	3,427
Unemployed	100	75	117
Unemployment Rate	3.0%	2.2%	3.3%
Median Household Income	-----	\$49,386	\$43,303
Poverty Estimate, Individuals of All Ages	-----	1,373	1,134
Poverty Estimate, Children Under Age 18	-----	354	351

Source: U.S. Bureau of the Census.

BIRTHS AND DEATHS

	2023	2022	2021
Resident Births	64	64	57
Resident Deaths	128	141	119
Suicide	1	3	1
Homicide	0	0	0
Alcohol Induced Deaths	1	2	1
Drug Induced Deaths	3	1	0
Smoking Attributable Deaths	22	23	21

Source: Missouri Department of Health and Senior Services

IMPAIRED DRIVING

	2023	2022	2021
Alcohol Involved Fatal Crashes	0	0	0
Alcohol Involved Injury Crashes	3	2	3
Alcohol Involved Property Damage Crashes	2	6	3
Killed in Alcohol Involved Crashes	0	0	0
Injured in Alcohol Involved Crashes	3	2	3
Drug Involved Fatal Crashes	0	0	0
Drug Involved Injury Crashes	0	1	1
Drug Involved Property Damage Crashes	0	1	0
Killed in Drug Involved Crashes	0	0	0
Injured in Drug Involved Crashes	0	1	1

Source: Missouri Department of Public Safety, Missouri State Highway Patrol.

POLICE REPORTS

	2023	2022	2021
DUI Arrests, DWI Tracking System	18	15	12
Liquor Law Arrests	0	0	0
Drug Arrests	24	25	9
Violent Offenses	49	54	93
Domestic Violence Reports	61	30	57
Property Offenses	121	122	123

Source: Missouri Department of Public Safety, Missouri State Highway Patrol.

SCHOOL REPORTS

	2022-23	2021-22
Reported School Suspensions	10	9
Reported Substance Related Suspensions	0	0
Reported Violence or Weapon Suspensions	0	0
Enrollment Grades K-8	672	675
Enrollment Grades 9-12	298	308
Dropouts	0	0

Source: Missouri Department of Elementary and Secondary Education. County-level data are aggregated by school district. Reported suspensions and dropouts fewer than five (5) in a district are suppressed and represented as zero (0) in the county totals.

----- Indicates data not currently available

HOSPITAL / EMERGENCY ROOM

Principal Disorder	2022	2021	2020
Alcohol Use: E.R. Services, then Discharged	10	6	9
Alcohol Use: E.R. Services, then Admitted	2	12	11
Alcohol Use: Admitted without E.R. Services	1	1	0
Drug Use: E.R. Services, then Discharged	12	20	26
Drug Use: E.R. Services, then Admitted	4	3	8
Drug Use: Admitted without E.R. Services	2	2	0
Mental: E.R. Services, then Discharged	25	33	32
Mental: E.R. Services, then Admitted	18	36	37
Mental: Admitted without E.R. Services	21	35	30

Related Disorder

Alcohol Use: E.R. Services, then Discharged	9	9	10
Alcohol Use: E.R. Services, then Admitted	11	24	23
Alcohol Use: Admitted without E.R. Services	9	7	9
Drug Use: E.R. Services, then Discharged	19	36	19
Drug Use: E.R. Services, then Admitted	25	43	32
Drug Use: Admitted without E.R. Services	16	24	16

Source: Missouri Department of Health and Senior Services. Hospital encounters are categorized based on ICD-10 diagnosis codes. Beginning with 2020 data, individuals with more than one encounter for a substance use or mental disorder are counted for each encounter they have during the calendar year. Related disorders are those that are listed with a secondary diagnosis.

JUVENILE PLACEMENTS

	2023	2022	2021
Total Out-of-Home Placements	7	6	1
Parent/Caretaker Alcohol Use Reported	0	0	0
Parent/Caretaker Drug Use Reported	4	2	0

Source: Missouri Department of Social Services, Children's Division. Multiple factors are often considered when a child is placed out of the home. Removals involving parental substance use conditions are included in this profile.

JUVENILE COURT REFERRALS

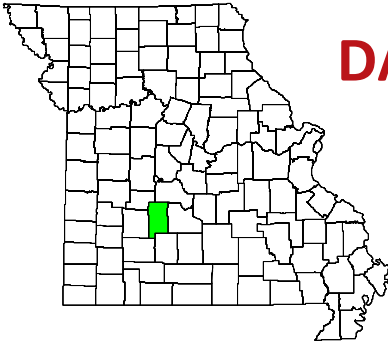
	2023	2022	2021
Child Abuse	0	5	5
Child Neglect	21	14	11
Child Custody Issues	0	0	0
Juvenile Violent Offenses	9	6	2
Juvenile Alcohol Offenses	4	1	0
Juvenile Drug Offenses	0	2	1
School Truancy	2	11	4
Absent from Home	1	0	0
Beyond Parental Control	4	0	1
Injurious Behavior	6	17	3

Source: Missouri Office of State Courts Administrator.

CRIMINAL JUSTICE

	FY 2024	FY 2023	FY 2022
Treatment Court Participants	4	8	9
Drug Conviction: Probation	10	14	12
Drug Conviction: Prison	12	10	5
Drug Conviction: Parole	1	7	8
DWI Conviction: Probation	0	0	1
DWI Conviction: Prison	0	0	0
DWI Conviction: Parole	0	0	0

Sources: Missouri Office of State Courts Administrator; Missouri Department of Corrections.



DALLAS COUNTY

Data on this page pertain to the map area shaded green.

DEMOGRAPHICS

	2023	2022	2021
Population Estimate	17,768	17,626	17,371
Labor Force	7,289	7,219	7,177
Employed	7,063	7,025	6,865
Unemployed	226	194	312
Unemployment Rate	3.1%	2.7%	4.3%
Median Household Income	-----	\$49,830	\$46,189
Poverty Estimate, Individuals of All Ages	-----	2,755	2,844
Poverty Estimate, Children Under Age 18	-----	926	1,014

Source: U.S. Bureau of the Census.

BIRTHS AND DEATHS

	2023	2022	2021
Resident Births	205	201	221
Resident Deaths	232	243	302
Suicide	0	5	5
Homicide	0	0	0
Alcohol Induced Deaths	1	2	1
Drug Induced Deaths	2	3	2
Smoking Attributable Deaths	39	41	50

Source: Missouri Department of Health and Senior Services

IMPAIRED DRIVING

	2023	2022	2021
Alcohol Involved Fatal Crashes	0	1	2
Alcohol Involved Injury Crashes	5	4	4
Alcohol Involved Property Damage Crashes	10	11	9
Killed in Alcohol Involved Crashes	0	1	2
Injured in Alcohol Involved Crashes	6	4	8
Drug Involved Fatal Crashes	0	0	1
Drug Involved Injury Crashes	1	0	0
Drug Involved Property Damage Crashes	2	0	0
Killed in Drug Involved Crashes	0	0	1
Injured in Drug Involved Crashes	1	0	1

Source: Missouri Department of Public Safety, Missouri State Highway Patrol.

POLICE REPORTS

	2023	2022	2021
DUI Arrests, DWI Tracking System	26	26	19
Liquor Law Arrests	0	0	0
Drug Arrests	26	54	6
Violent Offenses	21	41	17
Domestic Violence Reports	65	106	54
Property Offenses	107	131	79

Source: Missouri Department of Public Safety, Missouri State Highway Patrol.

SCHOOL REPORTS

	2022-23	2021-22
Reported School Suspensions	56	14
Reported Substance Related Suspensions	22	7
Reported Violence or Weapon Suspensions	6	0
Enrollment Grades K-8	1,108	1,112
Enrollment Grades 9-12	568	529
Dropouts	0	0

Source: Missouri Department of Elementary and Secondary Education. County-level data are aggregated by school district. Reported suspensions and dropouts fewer than five (5) in a district are suppressed and represented as zero (0) in the county totals.

----- Indicates data not currently available

HOSPITAL / EMERGENCY ROOM

Principal Disorder	2022	2021	2020
Alcohol Use: E.R. Services, then Discharged	26	45	36
Alcohol Use: E.R. Services, then Admitted	9	10	10
Alcohol Use: Admitted without E.R. Services	10	7	9
Drug Use: E.R. Services, then Discharged	57	25	26
Drug Use: E.R. Services, then Admitted	7	1	4
Drug Use: Admitted without E.R. Services	10	1	8
Mental: E.R. Services, then Discharged	108	111	130
Mental: E.R. Services, then Admitted	49	57	49
Mental: Admitted without E.R. Services	84	100	93

Related Disorder

Alcohol Use: E.R. Services, then Discharged	53	43	65
Alcohol Use: E.R. Services, then Admitted	46	38	35
Alcohol Use: Admitted without E.R. Services	45	51	49
Drug Use: E.R. Services, then Discharged	90	80	55
Drug Use: E.R. Services, then Admitted	62	61	36
Drug Use: Admitted without E.R. Services	68	74	63

Source: Missouri Department of Health and Senior Services. Hospital encounters are categorized based on ICD-10 diagnosis codes. Beginning with 2020 data, individuals with more than one encounter for a substance use or mental disorder are counted for each encounter they have during the calendar year. Related disorders are those that are listed with a secondary diagnosis.

JUVENILE PLACEMENTS

	2023	2022	2021
Total Out-of-Home Placements	22	17	32
Parent/Caretaker Alcohol Use Reported	0	0	0
Parent/Caretaker Drug Use Reported	4	10	14

Source: Missouri Department of Social Services, Children's Division. Multiple factors are often considered when a child is placed out of the home. Removals involving parental substance use conditions are included in this profile.

JUVENILE COURT REFERRALS

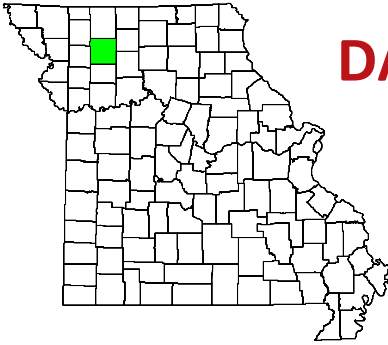
	2023	2022	2021
Child Abuse	6	3	10
Child Neglect	32	34	51
Child Custody Issues	4	12	4
Juvenile Violent Offenses	22	24	10
Juvenile Alcohol Offenses	0	1	0
Juvenile Drug Offenses	4	13	4
School Truancy	1	4	0
Absent from Home	4	6	4
Beyond Parental Control	7	5	6
Injurious Behavior	2	1	3

Source: Missouri Office of State Courts Administrator.

CRIMINAL JUSTICE

	FY 2024	FY 2023	FY 2022
Treatment Court Participants	0	0	0
Drug Conviction: Probation	14	16	17
Drug Conviction: Prison	14	23	28
Drug Conviction: Parole	18	13	21
DWI Conviction: Probation	1	2	0
DWI Conviction: Prison	4	0	0
DWI Conviction: Parole	0	0	3

Sources: Missouri Office of State Courts Administrator; Missouri Department of Corrections.



DAVIESS COUNTY

Data on this page pertain to the map area shaded green.

DEMOGRAPHICS

	2023	2022	2021
Population Estimate	8,551	8,435	8,385
Labor Force	3,953	3,960	4,103
Employed	3,843	3,864	3,948
Unemployed	110	96	155
Unemployment Rate	2.8%	2.4%	3.8%
Median Household Income	-----	\$53,639	\$56,786
Poverty Estimate, Individuals of All Ages	-----	1,266	1,059
Poverty Estimate, Children Under Age 18	-----	468	437

Source: U.S. Bureau of the Census.

BIRTHS AND DEATHS

	2023	2022	2021
Resident Births	110	127	104
Resident Deaths	103	108	107
Suicide	1	2	2
Homicide	0	0	0
Alcohol Induced Deaths	0	0	0
Drug Induced Deaths	3	1	0
Smoking Attributable Deaths	13	19	21

Source: Missouri Department of Health and Senior Services

IMPAIRED DRIVING

	2023	2022	2021
Alcohol Involved Fatal Crashes	0	0	0
Alcohol Involved Injury Crashes	5	5	2
Alcohol Involved Property Damage Crashes	2	4	6
Killed in Alcohol Involved Crashes	0	0	0
Injured in Alcohol Involved Crashes	6	8	4
Drug Involved Fatal Crashes	0	0	0
Drug Involved Injury Crashes	2	0	2
Drug Involved Property Damage Crashes	2	0	1
Killed in Drug Involved Crashes	0	0	0
Injured in Drug Involved Crashes	4	0	2

Source: Missouri Department of Public Safety, Missouri State Highway Patrol.

POLICE REPORTS

	2023	2022	2021
DUI Arrests, DWI Tracking System	35	47	47
Liquor Law Arrests	5	13	0
Drug Arrests	10	12	3
Violent Offenses	8	27	12
Domestic Violence Reports	44	32	12
Property Offenses	77	63	9

Source: Missouri Department of Public Safety, Missouri State Highway Patrol.

SCHOOL REPORTS

	2022-23	2021-22
Reported School Suspensions	0	0
Reported Substance Related Suspensions	0	0
Reported Violence or Weapon Suspensions	0	0
Enrollment Grades K-8	726	730
Enrollment Grades 9-12	349	351
Dropouts	0	0

Source: Missouri Department of Elementary and Secondary Education. County-level data are aggregated by school district. Reported suspensions and dropouts fewer than five (5) in a district are suppressed and represented as zero (0) in the county totals.

----- Indicates data not currently available

HOSPITAL / EMERGENCY ROOM

Principal Disorder	2022	2021	2020
Alcohol Use: E.R. Services, then Discharged	5	1	2
Alcohol Use: E.R. Services, then Admitted	1	1	1
Alcohol Use: Admitted without E.R. Services	5	1	2
Drug Use: E.R. Services, then Discharged	6	3	5
Drug Use: E.R. Services, then Admitted	2	1	2
Drug Use: Admitted without E.R. Services	6	1	2
Mental: E.R. Services, then Discharged	48	52	54
Mental: E.R. Services, then Admitted	6	15	20
Mental: Admitted without E.R. Services	21	33	35

Related Disorder

Alcohol Use: E.R. Services, then Discharged	4	10	11
Alcohol Use: E.R. Services, then Admitted	6	15	15
Alcohol Use: Admitted without E.R. Services	16	15	22
Drug Use: E.R. Services, then Discharged	13	10	12
Drug Use: E.R. Services, then Admitted	10	13	10
Drug Use: Admitted without E.R. Services	19	20	20

Source: Missouri Department of Health and Senior Services. Hospital encounters are categorized based on ICD-10 diagnosis codes. Beginning with 2020 data, individuals with more than one encounter for a substance use or mental disorder are counted for each encounter they have during the calendar year. Related disorders are those that are listed with a secondary diagnosis.

JUVENILE PLACEMENTS

	2023	2022	2021
Total Out-of-Home Placements	24	12	7
Parent/Caretaker Alcohol Use Reported	0	0	0
Parent/Caretaker Drug Use Reported	7	7	5

Source: Missouri Department of Social Services, Children's Division. Multiple factors are often considered when a child is placed out of the home. Removals involving parental substance use conditions are included in this profile.

JUVENILE COURT REFERRALS

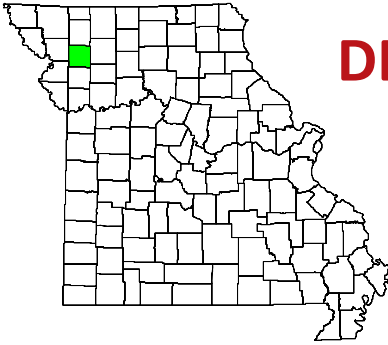
	2023	2022	2021
Child Abuse	3	2	15
Child Neglect	31	13	6
Child Custody Issues	0	0	0
Juvenile Violent Offenses	9	7	7
Juvenile Alcohol Offenses	3	6	1
Juvenile Drug Offenses	1	3	1
School Truancy	8	8	7
Absent from Home	4	3	4
Beyond Parental Control	2	4	3
Injurious Behavior	6	5	4

Source: Missouri Office of State Courts Administrator.

CRIMINAL JUSTICE

	FY 2024	FY 2023	FY 2022
Treatment Court Participants	0	0	0
Drug Conviction: Probation	7	6	11
Drug Conviction: Prison	15	12	17
Drug Conviction: Parole	19	19	15
DWI Conviction: Probation	2	7	4
DWI Conviction: Prison	2	4	5
DWI Conviction: Parole	2	7	3

Sources: Missouri Office of State Courts Administrator; Missouri Department of Corrections.



DEKALB COUNTY

Data on this page pertain to the map area shaded green.

DEMOGRAPHICS

	2023	2022	2021
Population Estimate	9,899	11,336	11,708
Labor Force	4,033	4,029	4,167
Employed	3,918	3,925	4,010
Unemployed	115	104	157
Unemployment Rate	2.9%	2.6%	3.8%
Median Household Income	-----	\$66,880	\$54,112
Poverty Estimate, Individuals of All Ages	-----	1,169	1,234
Poverty Estimate, Children Under Age 18	-----	266	292

Source: U.S. Bureau of the Census.

BIRTHS AND DEATHS

	2023	2022	2021
Resident Births	90	104	87
Resident Deaths	139	148	131
Suicide	3	2	4
Homicide	0	0	0
Alcohol Induced Deaths	1	1	4
Drug Induced Deaths	1	2	3
Smoking Attributable Deaths	27	28	21

Source: Missouri Department of Health and Senior Services

IMPAIRED DRIVING

	2023	2022	2021
Alcohol Involved Fatal Crashes	0	0	0
Alcohol Involved Injury Crashes	1	3	2
Alcohol Involved Property Damage Crashes	1	1	5
Killed in Alcohol Involved Crashes	0	0	0
Injured in Alcohol Involved Crashes	5	4	2
Drug Involved Fatal Crashes	0	0	0
Drug Involved Injury Crashes	1	2	2
Drug Involved Property Damage Crashes	0	0	1
Killed in Drug Involved Crashes	0	0	0
Injured in Drug Involved Crashes	1	5	4

Source: Missouri Department of Public Safety, Missouri State Highway Patrol.

POLICE REPORTS

	2023	2022	2021
DUI Arrests, DWI Tracking System	28	33	50
Liquor Law Arrests	0	0	0
Drug Arrests	3	7	4
Violent Offenses	8	15	8
Domestic Violence Reports	52	52	44
Property Offenses	32	46	33

Source: Missouri Department of Public Safety, Missouri State Highway Patrol.

SCHOOL REPORTS

	2022-23	2021-22
Reported School Suspensions	0	7
Reported Substance Related Suspensions	0	0
Reported Violence or Weapon Suspensions	0	0
Enrollment Grades K-8	763	776
Enrollment Grades 9-12	322	320
Dropouts	0	0

Source: Missouri Department of Elementary and Secondary Education. County-level data are aggregated by school district. Reported suspensions and dropouts fewer than five (5) in a district are suppressed and represented as zero (0) in the county totals.

----- Indicates data not currently available

HOSPITAL / EMERGENCY ROOM

Principal Disorder	2022	2021	2020
Alcohol Use: E.R. Services, then Discharged	15	15	9
Alcohol Use: E.R. Services, then Admitted	2	2	3
Alcohol Use: Admitted without E.R. Services	5	3	3
Drug Use: E.R. Services, then Discharged	21	5	7
Drug Use: E.R. Services, then Admitted	0	5	9
Drug Use: Admitted without E.R. Services	8	1	2
Mental: E.R. Services, then Discharged	51	63	68
Mental: E.R. Services, then Admitted	10	51	59
Mental: Admitted without E.R. Services	64	53	39

Related Disorder

Alcohol Use: E.R. Services, then Discharged	14	11	13
Alcohol Use: E.R. Services, then Admitted	15	34	29
Alcohol Use: Admitted without E.R. Services	33	26	10
Drug Use: E.R. Services, then Discharged	26	31	29
Drug Use: E.R. Services, then Admitted	11	42	54
Drug Use: Admitted without E.R. Services	42	30	26

Source: Missouri Department of Health and Senior Services. Hospital encounters are categorized based on ICD-10 diagnosis codes. Beginning with 2020 data, individuals with more than one encounter for a substance use or mental disorder are counted for each encounter they have during the calendar year. Related disorders are those that are listed with a secondary diagnosis.

JUVENILE PLACEMENTS

	2023	2022	2021
Total Out-of-Home Placements	18	24	6
Parent/Caretaker Alcohol Use Reported	0	2	0
Parent/Caretaker Drug Use Reported	1	6	3

Source: Missouri Department of Social Services, Children's Division. Multiple factors are often considered when a child is placed out of the home. Removals involving parental substance use conditions are included in this profile.

JUVENILE COURT REFERRALS

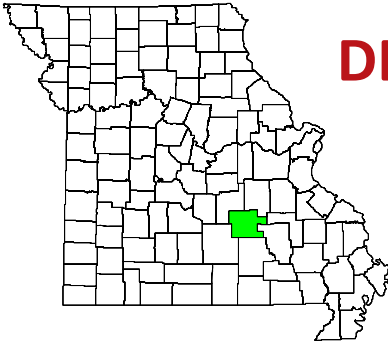
	2023	2022	2021
Child Abuse	3	4	7
Child Neglect	11	9	11
Child Custody Issues	0	1	0
Juvenile Violent Offenses	4	4	5
Juvenile Alcohol Offenses	0	0	0
Juvenile Drug Offenses	1	2	1
School Truancy	0	4	4
Absent from Home	2	0	0
Beyond Parental Control	0	0	2
Injurious Behavior	5	4	4

Source: Missouri Office of State Courts Administrator.

CRIMINAL JUSTICE

	FY 2024	FY 2023	FY 2022
Treatment Court Participants	0	0	0
Drug Conviction: Probation	5	3	9
Drug Conviction: Prison	11	26	32
Drug Conviction: Parole	15	37	46
DWI Conviction: Probation	3	1	2
DWI Conviction: Prison	1	1	1
DWI Conviction: Parole	2	0	6

Sources: Missouri Office of State Courts Administrator; Missouri Department of Corrections.



DENT COUNTY

Data on this page pertain to the map area shaded green.

DEMOGRAPHICS

	2023	2022	2021
Population Estimate	14,647	14,467	14,428
Labor Force	6,232	6,095	6,257
Employed	6,013	5,905	5,987
Unemployed	219	190	270
Unemployment Rate	3.5%	3.1%	4.3%
Median Household Income	-----	\$52,945	\$45,530
Poverty Estimate, Individuals of All Ages	-----	2,550	2,343
Poverty Estimate, Children Under Age 18	-----	756	774

Source: U.S. Bureau of the Census.

BIRTHS AND DEATHS

	2023	2022	2021
Resident Births	140	156	143
Resident Deaths	255	248	269
Suicide	0	2	3
Homicide	2	0	1
Alcohol Induced Deaths	1	1	2
Drug Induced Deaths	6	6	13
Smoking Attributable Deaths	48	37	39

Source: Missouri Department of Health and Senior Services

IMPAIRED DRIVING

	2023	2022	2021
Alcohol Involved Fatal Crashes	0	0	0
Alcohol Involved Injury Crashes	7	1	5
Alcohol Involved Property Damage Crashes	14	6	1
Killed in Alcohol Involved Crashes	0	0	0
Injured in Alcohol Involved Crashes	7	3	6
Drug Involved Fatal Crashes	0	0	0
Drug Involved Injury Crashes	1	0	0
Drug Involved Property Damage Crashes	2	1	0
Killed in Drug Involved Crashes	0	0	0
Injured in Drug Involved Crashes	1	0	0

Source: Missouri Department of Public Safety, Missouri State Highway Patrol.

POLICE REPORTS

	2023	2022	2021
DUI Arrests, DWI Tracking System	61	52	56
Liquor Law Arrests	0	1	2
Drug Arrests	55	77	61
Violent Offenses	37	35	32
Domestic Violence Reports	52	42	39
Property Offenses	188	159	188

Source: Missouri Department of Public Safety, Missouri State Highway Patrol.

SCHOOL REPORTS

	2022-23	2021-22
Reported School Suspensions	49	36
Reported Substance Related Suspensions	28	10
Reported Violence or Weapon Suspensions	9	11
Enrollment Grades K-8	1,495	1,490
Enrollment Grades 9-12	622	593
Dropouts	16	0

Source: Missouri Department of Elementary and Secondary Education. County-level data are aggregated by school district. Reported suspensions and dropouts fewer than five (5) in a district are suppressed and represented as zero (0) in the county totals.

----- Indicates data not currently available

HOSPITAL / EMERGENCY ROOM

Principal Disorder	2022	2021	2020
Alcohol Use: E.R. Services, then Discharged	43	27	48
Alcohol Use: E.R. Services, then Admitted	3	6	10
Alcohol Use: Admitted without E.R. Services	12	7	7
Drug Use: E.R. Services, then Discharged	49	27	30
Drug Use: E.R. Services, then Admitted	5	0	3
Drug Use: Admitted without E.R. Services	15	8	10
Mental: E.R. Services, then Discharged	107	126	176
Mental: E.R. Services, then Admitted	8	22	47
Mental: Admitted without E.R. Services	93	80	71
Related Disorder			
Alcohol Use: E.R. Services, then Discharged	43	52	41
Alcohol Use: E.R. Services, then Admitted	13	31	36
Alcohol Use: Admitted without E.R. Services	56	47	40
Drug Use: E.R. Services, then Discharged	42	56	65
Drug Use: E.R. Services, then Admitted	11	23	42
Drug Use: Admitted without E.R. Services	76	57	50

Source: Missouri Department of Health and Senior Services. Hospital encounters are categorized based on ICD-10 diagnosis codes. Beginning with 2020 data, individuals with more than one encounter for a substance use or mental disorder are counted for each encounter they have during the calendar year. Related disorders are those that are listed with a secondary diagnosis.

JUVENILE PLACEMENTS

	2023	2022	2021
Total Out-of-Home Placements	34	40	24
Parent/Caretaker Alcohol Use Reported	6	4	0
Parent/Caretaker Drug Use Reported	14	17	15

Source: Missouri Department of Social Services, Children's Division. Multiple factors are often considered when a child is placed out of the home. Removals involving parental substance use conditions are included in this profile.

JUVENILE COURT REFERRALS

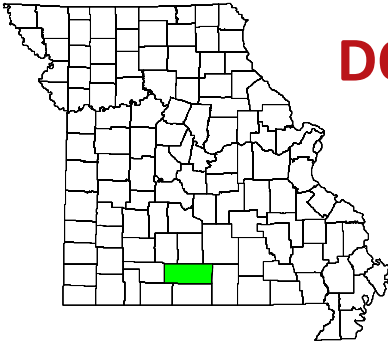
	2023	2022	2021
Child Abuse	1	0	2
Child Neglect	29	40	24
Child Custody Issues	0	0	1
Juvenile Violent Offenses	2	1	2
Juvenile Alcohol Offenses	0	0	1
Juvenile Drug Offenses	6	4	5
School Truancy	7	6	10
Absent from Home	0	0	0
Beyond Parental Control	27	9	8
Injurious Behavior	10	6	7

Source: Missouri Office of State Courts Administrator.

CRIMINAL JUSTICE

	FY 2024	FY 2023	FY 2022
Treatment Court Participants	27	38	35
Drug Conviction: Probation	14	26	31
Drug Conviction: Prison	24	37	43
Drug Conviction: Parole	29	26	29
DWI Conviction: Probation	2	2	5
DWI Conviction: Prison	1	1	4
DWI Conviction: Parole	0	3	1

Sources: Missouri Office of State Courts Administrator; Missouri Department of Corrections.



DOUGLAS COUNTY

Data on this page pertain to the map area shaded green.

DEMOGRAPHICS

	2023	2022	2021
Population Estimate	12,228	11,975	11,754
Labor Force	5,157	5,142	5,162
Employed	4,986	5,003	4,941
Unemployed	171	139	221
Unemployment Rate	3.3%	2.7%	4.3%
Median Household Income	-----	\$43,694	\$41,505
Poverty Estimate, Individuals of All Ages	-----	2,188	2,381
Poverty Estimate, Children Under Age 18	-----	669	738

Source: U.S. Bureau of the Census.

BIRTHS AND DEATHS

	2023	2022	2021
Resident Births	146	143	150
Resident Deaths	209	207	229
Suicide	3	5	3
Homicide	0	0	0
Alcohol Induced Deaths	3	0	3
Drug Induced Deaths	1	4	4
Smoking Attributable Deaths	48	31	28

Source: Missouri Department of Health and Senior Services

IMPAIRED DRIVING

	2023	2022	2021
Alcohol Involved Fatal Crashes	0	0	0
Alcohol Involved Injury Crashes	4	4	10
Alcohol Involved Property Damage Crashes	8	4	4
Killed in Alcohol Involved Crashes	0	0	0
Injured in Alcohol Involved Crashes	6	5	15
Drug Involved Fatal Crashes	0	0	0
Drug Involved Injury Crashes	0	0	0
Drug Involved Property Damage Crashes	0	0	1
Killed in Drug Involved Crashes	0	0	0
Injured in Drug Involved Crashes	0	0	0

Source: Missouri Department of Public Safety, Missouri State Highway Patrol.

POLICE REPORTS

	2023	2022	2021
DUI Arrests, DWI Tracking System	49	24	35
Liquor Law Arrests	0	3	1
Drug Arrests	35	60	32
Violent Offenses	33	25	27
Domestic Violence Reports	34	53	52
Property Offenses	58	87	86

Source: Missouri Department of Public Safety, Missouri State Highway Patrol.

SCHOOL REPORTS

	2022-23	2021-22
Reported School Suspensions	10	12
Reported Substance Related Suspensions	0	5
Reported Violence or Weapon Suspensions	0	0
Enrollment Grades K-8	1,019	1,001
Enrollment Grades 9-12	451	449
Dropouts	0	0

Source: Missouri Department of Elementary and Secondary Education. County-level data are aggregated by school district. Reported suspensions and dropouts fewer than five (5) in a district are suppressed and represented as zero (0) in the county totals.

----- Indicates data not currently available

HOSPITAL / EMERGENCY ROOM

Principal Disorder	2022	2021	2020
Alcohol Use: E.R. Services, then Discharged	11	9	18
Alcohol Use: E.R. Services, then Admitted	13	10	16
Alcohol Use: Admitted without E.R. Services	0	3	2
Drug Use: E.R. Services, then Discharged	15	8	9
Drug Use: E.R. Services, then Admitted	2	2	7
Drug Use: Admitted without E.R. Services	2	4	3
Mental: E.R. Services, then Discharged	45	38	52
Mental: E.R. Services, then Admitted	37	40	35
Mental: Admitted without E.R. Services	29	51	31

Related Disorder

Alcohol Use: E.R. Services, then Discharged	24	13	3
Alcohol Use: E.R. Services, then Admitted	31	19	37
Alcohol Use: Admitted without E.R. Services	13	16	15
Drug Use: E.R. Services, then Discharged	29	26	27
Drug Use: E.R. Services, then Admitted	57	43	42
Drug Use: Admitted without E.R. Services	24	38	20

Source: Missouri Department of Health and Senior Services. Hospital encounters are categorized based on ICD-10 diagnosis codes. Beginning with 2020 data, individuals with more than one encounter for a substance use or mental disorder are counted for each encounter they have during the calendar year. Related disorders are those that are listed with a secondary diagnosis.

JUVENILE PLACEMENTS

	2023	2022	2021
Total Out-of-Home Placements	33	24	38
Parent/Caretaker Alcohol Use Reported	2	1	2
Parent/Caretaker Drug Use Reported	5	5	19

Source: Missouri Department of Social Services, Children's Division. Multiple factors are often considered when a child is placed out of the home. Removals involving parental substance use conditions are included in this profile.

JUVENILE COURT REFERRALS

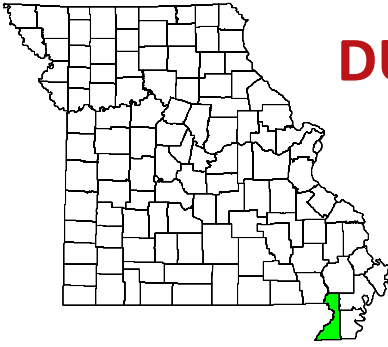
	2023	2022	2021
Child Abuse	0	0	0
Child Neglect	7	16	38
Child Custody Issues	0	8	3
Juvenile Violent Offenses	9	7	1
Juvenile Alcohol Offenses	0	0	0
Juvenile Drug Offenses	0	3	0
School Truancy	3	2	4
Absent from Home	0	1	0
Beyond Parental Control	0	1	0
Injurious Behavior	1	0	0

Source: Missouri Office of State Courts Administrator.

CRIMINAL JUSTICE

	FY 2024	FY 2023	FY 2022
Treatment Court Participants	38	33	38
Drug Conviction: Probation	35	55	47
Drug Conviction: Prison	25	24	34
Drug Conviction: Parole	20	26	20
DWI Conviction: Probation	2	2	4
DWI Conviction: Prison	2	3	2
DWI Conviction: Parole	0	1	0

Sources: Missouri Office of State Courts Administrator; Missouri Department of Corrections.



DUNKLIN COUNTY

Data on this page pertain to the map area shaded green.

DEMOGRAPHICS

	2023	2022	2021
Population Estimate	27,032	27,406	27,751
Labor Force	10,996	10,927	11,276
Employed	10,442	10,486	10,590
Unemployed	554	441	686
Unemployment Rate	5.0%	4.0%	6.1%
Median Household Income	-----	\$39,688	\$42,932
Poverty Estimate, Individuals of All Ages	-----	6,882	6,029
Poverty Estimate, Children Under Age 18	-----	2,394	2,255

Source: U.S. Bureau of the Census.

BIRTHS AND DEATHS

	2023	2022	2021
Resident Births	351	329	366
Resident Deaths	503	480	519
Suicide	1	1	5
Homicide	2	1	3
Alcohol Induced Deaths	2	2	7
Drug Induced Deaths	8	4	8
Smoking Attributable Deaths	95	104	95

Source: Missouri Department of Health and Senior Services

IMPAIRED DRIVING

	2023	2022	2021
Alcohol Involved Fatal Crashes	0	1	0
Alcohol Involved Injury Crashes	10	10	12
Alcohol Involved Property Damage Crashes	14	10	12
Killed in Alcohol Involved Crashes	0	1	0
Injured in Alcohol Involved Crashes	14	14	14
Drug Involved Fatal Crashes	0	0	0
Drug Involved Injury Crashes	10	6	5
Drug Involved Property Damage Crashes	7	4	9
Killed in Drug Involved Crashes	0	0	0
Injured in Drug Involved Crashes	12	7	6

Source: Missouri Department of Public Safety, Missouri State Highway Patrol.

POLICE REPORTS

	2023	2022	2021
DUI Arrests, DWI Tracking System	165	192	125
Liquor Law Arrests	9	6	8
Drug Arrests	256	215	164
Violent Offenses	105	72	130
Domestic Violence Reports	280	267	264
Property Offenses	570	550	797

Source: Missouri Department of Public Safety, Missouri State Highway Patrol.

SCHOOL REPORTS

	2022-23	2021-22
Reported School Suspensions	114	34
Reported Substance Related Suspensions	15	0
Reported Violence or Weapon Suspensions	0	0
Enrollment Grades K-8	3,330	3,447
Enrollment Grades 9-12	1,399	1,449
Dropouts	5	8

Source: Missouri Department of Elementary and Secondary Education. County-level data are aggregated by school district. Reported suspensions and dropouts fewer than five (5) in a district are suppressed and represented as zero (0) in the county totals.

----- Indicates data not currently available

HOSPITAL / EMERGENCY ROOM

Principal Disorder	2022	2021	2020
Alcohol Use: E.R. Services, then Discharged	15	32	23
Alcohol Use: E.R. Services, then Admitted	1	6	10
Alcohol Use: Admitted without E.R. Services	7	16	9
Drug Use: E.R. Services, then Discharged	62	52	55
Drug Use: E.R. Services, then Admitted	4	7	25
Drug Use: Admitted without E.R. Services	18	7	20
Mental: E.R. Services, then Discharged	151	246	214
Mental: E.R. Services, then Admitted	16	147	104
Mental: Admitted without E.R. Services	299	330	358

Related Disorder

Alcohol Use: E.R. Services, then Discharged	40	47	40
Alcohol Use: E.R. Services, then Admitted	12	35	38
Alcohol Use: Admitted without E.R. Services	69	93	107
Drug Use: E.R. Services, then Discharged	152	163	139
Drug Use: E.R. Services, then Admitted	36	125	108
Drug Use: Admitted without E.R. Services	214	245	210

Source: Missouri Department of Health and Senior Services. Hospital encounters are categorized based on ICD-10 diagnosis codes. Beginning with 2020 data, individuals with more than one encounter for a substance use or mental disorder are counted for each encounter they have during the calendar year. Related disorders are those that are listed with a secondary diagnosis.

JUVENILE PLACEMENTS

	2023	2022	2021
Total Out-of-Home Placements	71	95	71
Parent/Caretaker Alcohol Use Reported	0	2	3
Parent/Caretaker Drug Use Reported	49	61	50

Source: Missouri Department of Social Services, Children's Division. Multiple factors are often considered when a child is placed out of the home. Removals involving parental substance use conditions are included in this profile.

JUVENILE COURT REFERRALS

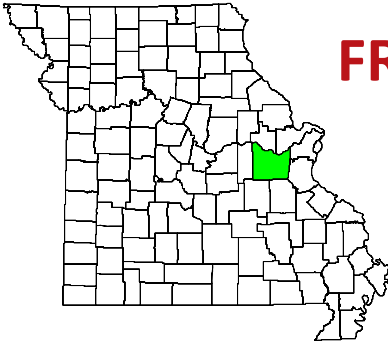
	2023	2022	2021
Child Abuse	2	4	0
Child Neglect	118	224	181
Child Custody Issues	0	0	0
Juvenile Violent Offenses	22	23	16
Juvenile Alcohol Offenses	0	0	1
Juvenile Drug Offenses	1	2	7
School Truancy	24	71	131
Absent from Home	1	0	2
Beyond Parental Control	11	14	21
Injurious Behavior	1	0	5

Source: Missouri Office of State Courts Administrator.

CRIMINAL JUSTICE

	FY 2024	FY 2023	FY 2022
Treatment Court Participants	117	99	84
Drug Conviction: Probation	135	153	143
Drug Conviction: Prison	89	80	101
Drug Conviction: Parole	130	160	119
DWI Conviction: Probation	10	10	7
DWI Conviction: Prison	6	3	2
DWI Conviction: Parole	4	2	2

Sources: Missouri Office of State Courts Administrator; Missouri Department of Corrections.



FRANKLIN COUNTY

Data on this page pertain to the map area shaded green.

DEMOGRAPHICS

	2023	2022	2021
Population Estimate	106,404	105,879	105,328
Labor Force	53,453	53,012	52,747
Employed	51,952	51,787	50,639
Unemployed	1,501	1,225	2,108
Unemployment Rate	2.8%	2.3%	4.0%
Median Household Income	-----	\$65,779	\$68,162
Poverty Estimate, Individuals of All Ages	-----	9,199	9,966
Poverty Estimate, Children Under Age 18	-----	2,330	2,824

Source: U.S. Bureau of the Census.

BIRTHS AND DEATHS

	2023	2022	2021
Resident Births	1,125	1,119	1,118
Resident Deaths	1,149	1,358	1,334
Suicide	29	23	23
Homicide	6	5	5
Alcohol Induced Deaths	15	17	19
Drug Induced Deaths	31	54	50
Smoking Attributable Deaths	188	193	188

Source: Missouri Department of Health and Senior Services

IMPAIRED DRIVING

	2023	2022	2021
Alcohol Involved Fatal Crashes	2	4	4
Alcohol Involved Injury Crashes	35	42	46
Alcohol Involved Property Damage Crashes	76	75	94
Killed in Alcohol Involved Crashes	2	4	4
Injured in Alcohol Involved Crashes	45	55	53
Drug Involved Fatal Crashes	1	1	2
Drug Involved Injury Crashes	6	7	9
Drug Involved Property Damage Crashes	14	13	26
Killed in Drug Involved Crashes	1	1	2
Injured in Drug Involved Crashes	7	11	12

Source: Missouri Department of Public Safety, Missouri State Highway Patrol.

POLICE REPORTS

	2023	2022	2021
DUI Arrests, DWI Tracking System	504	515	445
Liquor Law Arrests	25	21	20
Drug Arrests	195	293	224
Violent Offenses	183	194	222
Domestic Violence Reports	455	540	639
Property Offenses	1,152	1,442	1,611

Source: Missouri Department of Public Safety, Missouri State Highway Patrol.

SCHOOL REPORTS

	2022-23	2021-22
Reported School Suspensions	290	214
Reported Substance Related Suspensions	95	73
Reported Violence or Weapon Suspensions	0	8
Enrollment Grades K-8	10,043	10,066
Enrollment Grades 9-12	4,861	4,814
Dropouts	76	105

Source: Missouri Department of Elementary and Secondary Education. County-level data are aggregated by school district. Reported suspensions and dropouts fewer than five (5) in a district are suppressed and represented as zero (0) in the county totals.

----- Indicates data not currently available

HOSPITAL / EMERGENCY ROOM

Principal Disorder	2022	2021	2020
Alcohol Use: E.R. Services, then Discharged	195	184	233
Alcohol Use: E.R. Services, then Admitted	97	65	79
Alcohol Use: Admitted without E.R. Services	50	50	49
Drug Use: E.R. Services, then Discharged	369	264	321
Drug Use: E.R. Services, then Admitted	116	41	45
Drug Use: Admitted without E.R. Services	110	98	101
Mental: E.R. Services, then Discharged	1,114	1,066	1,019
Mental: E.R. Services, then Admitted	475	664	679
Mental: Admitted without E.R. Services	664	617	614

Related Disorder

Alcohol Use: E.R. Services, then Discharged	261	192	253
Alcohol Use: E.R. Services, then Admitted	583	470	429
Alcohol Use: Admitted without E.R. Services	220	234	234
Drug Use: E.R. Services, then Discharged	664	393	538
Drug Use: E.R. Services, then Admitted	689	734	668
Drug Use: Admitted without E.R. Services	431	451	486

Source: Missouri Department of Health and Senior Services. Hospital encounters are categorized based on ICD-10 diagnosis codes. Beginning with 2020 data, individuals with more than one encounter for a substance use or mental disorder are counted for each encounter they have during the calendar year. Related disorders are those that are listed with a secondary diagnosis.

JUVENILE PLACEMENTS

	2023	2022	2021
Total Out-of-Home Placements	100	97	148
Parent/Caretaker Alcohol Use Reported	7	9	8
Parent/Caretaker Drug Use Reported	55	72	98

Source: Missouri Department of Social Services, Children's Division. Multiple factors are often considered when a child is placed out of the home. Removals involving parental substance use conditions are included in this profile.

JUVENILE COURT REFERRALS

	2023	2022	2021
Child Abuse	0	0	0
Child Neglect	97	101	157
Child Custody Issues	0	0	0
Juvenile Violent Offenses	92	99	66
Juvenile Alcohol Offenses	24	35	20
Juvenile Drug Offenses	92	48	22
School Truancy	64	108	113
Absent from Home	7	5	27
Beyond Parental Control	20	9	10
Injurious Behavior	73	91	89

Source: Missouri Office of State Courts Administrator.

CRIMINAL JUSTICE

	FY 2024	FY 2023	FY 2022
Treatment Court Participants	153	118	91
Drug Conviction: Probation	118	159	158
Drug Conviction: Prison	45	47	48
Drug Conviction: Parole	49	53	53
DWI Conviction: Probation	22	31	25
DWI Conviction: Prison	3	6	5
DWI Conviction: Parole	6	5	8

Sources: Missouri Office of State Courts Administrator; Missouri Department of Corrections.



GASCONADE COUNTY

Data on this page pertain to the map area shaded green.

DEMOGRAPHICS

	2023	2022	2021
Population Estimate	14,705	14,768	14,791
Labor Force	7,529	7,590	7,620
Employed	7,326	7,418	7,342
Unemployed	203	172	278
Unemployment Rate	2.7%	2.3%	3.6%
Median Household Income	-----	\$59,287	\$56,626
Poverty Estimate, Individuals of All Ages	-----	2,031	1,648
Poverty Estimate, Children Under Age 18	-----	560	488

Source: U.S. Bureau of the Census.

BIRTHS AND DEATHS

	2023	2022	2021
Resident Births	170	138	155
Resident Deaths	219	237	248
Suicide	4	4	4
Homicide	1	0	0
Alcohol Induced Deaths	3	2	5
Drug Induced Deaths	3	4	8
Smoking Attributable Deaths	28	35	33

Source: Missouri Department of Health and Senior Services

IMPAIRED DRIVING

	2023	2022	2021
Alcohol Involved Fatal Crashes	0	2	2
Alcohol Involved Injury Crashes	10	6	7
Alcohol Involved Property Damage Crashes	3	5	3
Killed in Alcohol Involved Crashes	0	3	2
Injured in Alcohol Involved Crashes	11	8	9
Drug Involved Fatal Crashes	0	0	1
Drug Involved Injury Crashes	1	1	2
Drug Involved Property Damage Crashes	0	1	0
Killed in Drug Involved Crashes	0	0	1
Injured in Drug Involved Crashes	1	1	6

Source: Missouri Department of Public Safety, Missouri State Highway Patrol.

POLICE REPORTS

	2023	2022	2021
DUI Arrests, DWI Tracking System	52	46	71
Liquor Law Arrests	4	10	6
Drug Arrests	19	34	38
Violent Offenses	15	16	5
Domestic Violence Reports	31	35	20
Property Offenses	137	82	118

Source: Missouri Department of Public Safety, Missouri State Highway Patrol.

SCHOOL REPORTS

	2022-23	2021-22
Reported School Suspensions	60	38
Reported Substance Related Suspensions	8	19
Reported Violence or Weapon Suspensions	0	0
Enrollment Grades K-8	1,688	1,713
Enrollment Grades 9-12	871	925
Dropouts	0	0

Source: Missouri Department of Elementary and Secondary Education. County-level data are aggregated by school district. Reported suspensions and dropouts fewer than five (5) in a district are suppressed and represented as zero (0) in the county totals.

----- Indicates data not currently available

HOSPITAL / EMERGENCY ROOM

Principal Disorder	2022	2021	2020
Alcohol Use: E.R. Services, then Discharged	38	47	20
Alcohol Use: E.R. Services, then Admitted	8	9	9
Alcohol Use: Admitted without E.R. Services	6	9	4
Drug Use: E.R. Services, then Discharged	30	23	24
Drug Use: E.R. Services, then Admitted	4	2	5
Drug Use: Admitted without E.R. Services	7	10	9
Mental: E.R. Services, then Discharged	105	106	91
Mental: E.R. Services, then Admitted	41	65	64
Mental: Admitted without E.R. Services	94	113	79

Related Disorder

Alcohol Use: E.R. Services, then Discharged	44	50	26
Alcohol Use: E.R. Services, then Admitted	69	37	40
Alcohol Use: Admitted without E.R. Services	52	48	39
Drug Use: E.R. Services, then Discharged	52	48	44
Drug Use: E.R. Services, then Admitted	70	59	64
Drug Use: Admitted without E.R. Services	93	50	56

Source: Missouri Department of Health and Senior Services. Hospital encounters are categorized based on ICD-10 diagnosis codes. Beginning with 2020 data, individuals with more than one encounter for a substance use or mental disorder are counted for each encounter they have during the calendar year. Related disorders are those that are listed with a secondary diagnosis.

JUVENILE PLACEMENTS

	2023	2022	2021
Total Out-of-Home Placements	16	26	27
Parent/Caretaker Alcohol Use Reported	0	0	0
Parent/Caretaker Drug Use Reported	11	11	12

Source: Missouri Department of Social Services, Children's Division. Multiple factors are often considered when a child is placed out of the home. Removals involving parental substance use conditions are included in this profile.

JUVENILE COURT REFERRALS

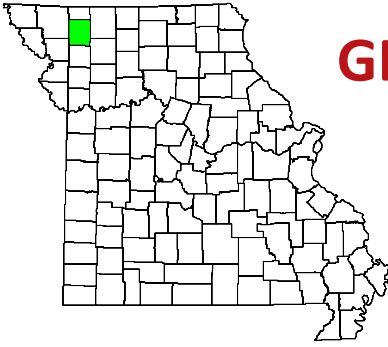
	2023	2022	2021
Child Abuse	0	0	0
Child Neglect	17	24	26
Child Custody Issues	0	0	0
Juvenile Violent Offenses	12	9	4
Juvenile Alcohol Offenses	3	4	0
Juvenile Drug Offenses	4	8	1
School Truancy	1	4	4
Absent from Home	0	1	0
Beyond Parental Control	0	2	2
Injurious Behavior	12	18	21

Source: Missouri Office of State Courts Administrator.

CRIMINAL JUSTICE

	FY 2024	FY 2023	FY 2022
Treatment Court Participants	0	0	0
Drug Conviction: Probation	16	16	12
Drug Conviction: Prison	0	2	7
Drug Conviction: Parole	4	2	3
DWI Conviction: Probation	3	3	4
DWI Conviction: Prison	0	0	0
DWI Conviction: Parole	0	0	3

Sources: Missouri Office of State Courts Administrator; Missouri Department of Corrections.



GENTRY COUNTY

Data on this page pertain to the map area shaded green.

DEMOGRAPHICS

	2023	2022	2021
Population Estimate	6,287	6,253	6,169
Labor Force	3,149	3,178	3,334
Employed	3,066	3,110	3,245
Unemployed	83	68	89
Unemployment Rate	2.6%	2.1%	2.7%
Median Household Income	-----	\$52,653	\$49,726
Poverty Estimate, Individuals of All Ages	-----	908	854
Poverty Estimate, Children Under Age 18	-----	284	315

Source: U.S. Bureau of the Census.

BIRTHS AND DEATHS

	2023	2022	2021
Resident Births	82	81	75
Resident Deaths	73	89	105
Suicide	1	1	2
Homicide	0	0	0
Alcohol Induced Deaths	0	0	0
Drug Induced Deaths	1	0	1
Smoking Attributable Deaths	10	14	21

Source: Missouri Department of Health and Senior Services

IMPAIRED DRIVING

	2023	2022	2021
Alcohol Involved Fatal Crashes	1	0	0
Alcohol Involved Injury Crashes	1	2	0
Alcohol Involved Property Damage Crashes	1	3	0
Killed in Alcohol Involved Crashes	1	0	0
Injured in Alcohol Involved Crashes	2	2	0
Drug Involved Fatal Crashes	0	0	1
Drug Involved Injury Crashes	0	0	0
Drug Involved Property Damage Crashes	0	0	0
Killed in Drug Involved Crashes	0	0	1
Injured in Drug Involved Crashes	0	0	0

Source: Missouri Department of Public Safety, Missouri State Highway Patrol.

POLICE REPORTS

	2023	2022	2021
DUI Arrests, DWI Tracking System	16	16	6
Liquor Law Arrests	0	0	0
Drug Arrests	0	0	0
Violent Offenses	0	0	0
Domestic Violence Reports	0	0	0
Property Offenses	0	0	0

Source: Missouri Department of Public Safety, Missouri State Highway Patrol.

SCHOOL REPORTS

	2022-23	2021-22
Reported School Suspensions	0	0
Reported Substance Related Suspensions	0	0
Reported Violence or Weapon Suspensions	0	0
Enrollment Grades K-8	791	794
Enrollment Grades 9-12	326	338
Dropouts	0	0

Source: Missouri Department of Elementary and Secondary Education. County-level data are aggregated by school district. Reported suspensions and dropouts fewer than five (5) in a district are suppressed and represented as zero (0) in the county totals.

----- Indicates data not currently available

HOSPITAL / EMERGENCY ROOM

Principal Disorder	2022	2021	2020
Alcohol Use: E.R. Services, then Discharged	10	4	6
Alcohol Use: E.R. Services, then Admitted	2	2	2
Alcohol Use: Admitted without E.R. Services	4	0	1
Drug Use: E.R. Services, then Discharged	22	3	4
Drug Use: E.R. Services, then Admitted	1	1	2
Drug Use: Admitted without E.R. Services	8	0	0
Mental: E.R. Services, then Discharged	47	83	40
Mental: E.R. Services, then Admitted	4	34	32
Mental: Admitted without E.R. Services	46	24	19

Related Disorder

Alcohol Use: E.R. Services, then Discharged	13	12	9
Alcohol Use: E.R. Services, then Admitted	3	16	9
Alcohol Use: Admitted without E.R. Services	24	10	17
Drug Use: E.R. Services, then Discharged	23	19	12
Drug Use: E.R. Services, then Admitted	2	24	26
Drug Use: Admitted without E.R. Services	23	13	11

Source: Missouri Department of Health and Senior Services. Hospital encounters are categorized based on ICD-10 diagnosis codes. Beginning with 2020 data, individuals with more than one encounter for a substance use or mental disorder are counted for each encounter they have during the calendar year. Related disorders are those that are listed with a secondary diagnosis.

JUVENILE PLACEMENTS

	2023	2022	2021
Total Out-of-Home Placements	7	9	24
Parent/Caretaker Alcohol Use Reported	1	0	0
Parent/Caretaker Drug Use Reported	5	2	2

Source: Missouri Department of Social Services, Children's Division. Multiple factors are often considered when a child is placed out of the home. Removals involving parental substance use conditions are included in this profile.

JUVENILE COURT REFERRALS

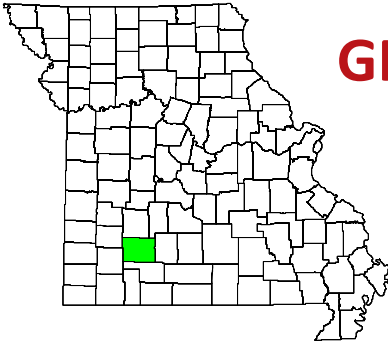
	2023	2022	2021
Child Abuse	0	0	0
Child Neglect	26	24	53
Child Custody Issues	0	0	0
Juvenile Violent Offenses	3	2	2
Juvenile Alcohol Offenses	0	0	0
Juvenile Drug Offenses	1	0	0
School Truancy	4	3	3
Absent from Home	0	0	0
Beyond Parental Control	19	3	4
Injurious Behavior	12	2	2

Source: Missouri Office of State Courts Administrator.

CRIMINAL JUSTICE

	FY 2024	FY 2023	FY 2022
Treatment Court Participants	1	1	2
Drug Conviction: Probation	1	2	2
Drug Conviction: Prison	1	1	3
Drug Conviction: Parole	4	4	5
DWI Conviction: Probation	1	0	1
DWI Conviction: Prison	1	0	0
DWI Conviction: Parole	1	0	0

Sources: Missouri Office of State Courts Administrator; Missouri Department of Corrections.



GREENE COUNTY

Data on this page pertain to the map area shaded green.

DEMOGRAPHICS

	2023	2022	2021
Population Estimate	304,611	303,293	301,118
Labor Force	157,725	155,126	152,184
Employed	153,698	151,957	146,978
Unemployed	4,027	3,169	5,206
Unemployment Rate	2.6%	2.0%	3.4%
Median Household Income	-----	\$55,751	\$53,391
Poverty Estimate, Individuals of All Ages	-----	44,048	38,292
Poverty Estimate, Children Under Age 18	-----	10,365	9,000

Source: U.S. Bureau of the Census.

BIRTHS AND DEATHS

	2023	2022	2021
Resident Births	3,156	3,275	3,267
Resident Deaths	3,200	3,482	3,581
Suicide	55	79	69
Homicide	14	18	28
Alcohol Induced Deaths	44	81	60
Drug Induced Deaths	115	131	145
Smoking Attributable Deaths	437	422	468

Source: Missouri Department of Health and Senior Services

IMPAIRED DRIVING

	2023	2022	2021
Alcohol Involved Fatal Crashes	8	3	5
Alcohol Involved Injury Crashes	119	100	115
Alcohol Involved Property Damage Crashes	166	134	175
Killed in Alcohol Involved Crashes	10	4	7
Injured in Alcohol Involved Crashes	181	140	181
Drug Involved Fatal Crashes	2	2	2
Drug Involved Injury Crashes	30	36	51
Drug Involved Property Damage Crashes	36	37	57
Killed in Drug Involved Crashes	2	2	2
Injured in Drug Involved Crashes	55	48	80

Source: Missouri Department of Public Safety, Missouri State Highway Patrol.

POLICE REPORTS

	2023	2022	2021
DUI Arrests, DWI Tracking System	950	984	965
Liquor Law Arrests	168	177	249
Drug Arrests	1,402	1,491	811
Violent Offenses	2,199	2,608	2,962
Domestic Violence Reports	2,979	2,790	2,899
Property Offenses	8,424	9,567	12,217

Source: Missouri Department of Public Safety, Missouri State Highway Patrol.

SCHOOL REPORTS

	2022-23	2021-22
Reported School Suspensions	998	611
Reported Substance Related Suspensions	323	189
Reported Violence or Weapon Suspensions	53	26
Enrollment Grades K-8	26,725	26,675
Enrollment Grades 9-12	12,425	12,127
Dropouts	118	127

Source: Missouri Department of Elementary and Secondary Education. County-level data are aggregated by school district. Reported suspensions and dropouts fewer than five (5) in a district are suppressed and represented as zero (0) in the county totals.

----- Indicates data not currently available

HOSPITAL / EMERGENCY ROOM

Principal Disorder	2022	2021	2020
Alcohol Use: E.R. Services, then Discharged	1,597	1,417	1,455
Alcohol Use: E.R. Services, then Admitted	925	743	869
Alcohol Use: Admitted without E.R. Services	40	60	58
Drug Use: E.R. Services, then Discharged	1,590	1,547	1,295
Drug Use: E.R. Services, then Admitted	473	217	187
Drug Use: Admitted without E.R. Services	87	115	109
Mental: E.R. Services, then Discharged	2,456	2,614	2,560
Mental: E.R. Services, then Admitted	2,729	2,705	2,778
Mental: Admitted without E.R. Services	837	1,154	1,160

Related Disorder

Alcohol Use: E.R. Services, then Discharged	1,330	1,003	795
Alcohol Use: E.R. Services, then Admitted	1,994	1,734	1,620
Alcohol Use: Admitted without E.R. Services	358	320	342
Drug Use: E.R. Services, then Discharged	3,050	2,234	1,424
Drug Use: E.R. Services, then Admitted	3,433	3,232	3,008
Drug Use: Admitted without E.R. Services	874	948	874

Source: Missouri Department of Health and Senior Services. Hospital encounters are categorized based on ICD-10 diagnosis codes. Beginning with 2020 data, individuals with more than one encounter for a substance use or mental disorder are counted for each encounter they have during the calendar year. Related disorders are those that are listed with a secondary diagnosis.

JUVENILE PLACEMENTS

	2023	2022	2021
Total Out-of-Home Placements	329	336	366
Parent/Caretaker Alcohol Use Reported	21	34	34
Parent/Caretaker Drug Use Reported	151	175	201

Source: Missouri Department of Social Services, Children's Division. Multiple factors are often considered when a child is placed out of the home. Removals involving parental substance use conditions are included in this profile.

JUVENILE COURT REFERRALS

	2023	2022	2021
Child Abuse	63	103	60
Child Neglect	289	295	342
Child Custody Issues	74	50	50
Juvenile Violent Offenses	170	189	140
Juvenile Alcohol Offenses	6	6	0
Juvenile Drug Offenses	16	29	16
School Truancy	0	0	0
Absent from Home	1	4	3
Beyond Parental Control	3	5	9
Injurious Behavior	27	15	3

Source: Missouri Office of State Courts Administrator.

CRIMINAL JUSTICE

	FY 2024	FY 2023	FY 2022
Treatment Court Participants	476	512	523
Drug Conviction: Probation	188	176	141
Drug Conviction: Prison	111	119	88
Drug Conviction: Parole	112	101	128
DWI Conviction: Probation	64	60	44
DWI Conviction: Prison	22	26	30
DWI Conviction: Parole	24	15	15

Sources: Missouri Office of State Courts Administrator; Missouri Department of Corrections.



GRUNDY COUNTY

Data on this page pertain to the map area shaded green.

DEMOGRAPHICS

	2023	2022	2021
Population Estimate	9,815	9,838	9,761
Labor Force	3,957	4,028	4,178
Employed	3,833	3,922	4,028
Unemployed	124	106	150
Unemployment Rate	3.1%	2.6%	3.6%
Median Household Income	-----	\$48,457	\$49,560
Poverty Estimate, Individuals of All Ages	-----	1,710	1,562
Poverty Estimate, Children Under Age 18	-----	533	571

Source: U.S. Bureau of the Census.

BIRTHS AND DEATHS

	2023	2022	2021
Resident Births	130	142	142
Resident Deaths	137	161	152
Suicide	0	2	5
Homicide	0	1	0
Alcohol Induced Deaths	1	0	0
Drug Induced Deaths	2	1	3
Smoking Attributable Deaths	23	27	18

Source: Missouri Department of Health and Senior Services

IMPAIRED DRIVING

	2023	2022	2021
Alcohol Involved Fatal Crashes	0	0	0
Alcohol Involved Injury Crashes	3	4	2
Alcohol Involved Property Damage Crashes	5	6	5
Killed in Alcohol Involved Crashes	0	0	0
Injured in Alcohol Involved Crashes	3	4	3
Drug Involved Fatal Crashes	0	0	0
Drug Involved Injury Crashes	1	0	0
Drug Involved Property Damage Crashes	0	1	0
Killed in Drug Involved Crashes	0	0	0
Injured in Drug Involved Crashes	1	0	0

Source: Missouri Department of Public Safety, Missouri State Highway Patrol.

POLICE REPORTS

	2023	2022	2021
DUI Arrests, DWI Tracking System	32	19	32
Liquor Law Arrests	2	0	0
Drug Arrests	12	26	5
Violent Offenses	17	15	21
Domestic Violence Reports	34	31	41
Property Offenses	49	105	69

Source: Missouri Department of Public Safety, Missouri State Highway Patrol.

SCHOOL REPORTS

	2022-23	2021-22
Reported School Suspensions	9	0
Reported Substance Related Suspensions	0	0
Reported Violence or Weapon Suspensions	0	0
Enrollment Grades K-8	930	961
Enrollment Grades 9-12	371	367
Dropouts	7	0

Source: Missouri Department of Elementary and Secondary Education. County-level data are aggregated by school district. Reported suspensions and dropouts fewer than five (5) in a district are suppressed and represented as zero (0) in the county totals.

----- Indicates data not currently available

HOSPITAL / EMERGENCY ROOM

Principal Disorder	2022	2021	2020
Alcohol Use: E.R. Services, then Discharged	22	20	16
Alcohol Use: E.R. Services, then Admitted	0	0	1
Alcohol Use: Admitted without E.R. Services	10	8	7
Drug Use: E.R. Services, then Discharged	24	16	12
Drug Use: E.R. Services, then Admitted	2	3	1
Drug Use: Admitted without E.R. Services	10	1	1
Mental: E.R. Services, then Discharged	83	88	83
Mental: E.R. Services, then Admitted	3	13	11
Mental: Admitted without E.R. Services	76	125	66

Related Disorder

Alcohol Use: E.R. Services, then Discharged	37	37	58
Alcohol Use: E.R. Services, then Admitted	0	4	5
Alcohol Use: Admitted without E.R. Services	43	50	47
Drug Use: E.R. Services, then Discharged	55	55	38
Drug Use: E.R. Services, then Admitted	4	11	7
Drug Use: Admitted without E.R. Services	59	37	43

Source: Missouri Department of Health and Senior Services. Hospital encounters are categorized based on ICD-10 diagnosis codes. Beginning with 2020 data, individuals with more than one encounter for a substance use or mental disorder are counted for each encounter they have during the calendar year. Related disorders are those that are listed with a secondary diagnosis.

JUVENILE PLACEMENTS

	2023	2022	2021
Total Out-of-Home Placements	8	10	17
Parent/Caretaker Alcohol Use Reported	2	1	4
Parent/Caretaker Drug Use Reported	4	4	9

Source: Missouri Department of Social Services, Children's Division. Multiple factors are often considered when a child is placed out of the home. Removals involving parental substance use conditions are included in this profile.

JUVENILE COURT REFERRALS

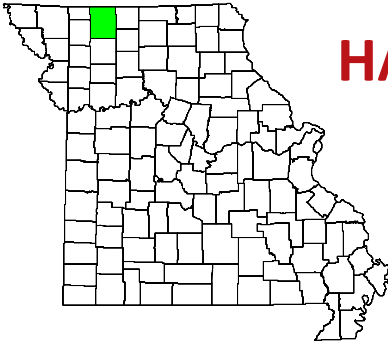
	2023	2022	2021
Child Abuse	11	1	15
Child Neglect	86	86	83
Child Custody Issues	0	0	0
Juvenile Violent Offenses	21	19	20
Juvenile Alcohol Offenses	5	1	3
Juvenile Drug Offenses	7	7	5
School Truancy	33	49	81
Absent from Home	3	1	5
Beyond Parental Control	1	1	1
Injurious Behavior	25	41	26

Source: Missouri Office of State Courts Administrator.

CRIMINAL JUSTICE

	FY 2024	FY 2023	FY 2022
Treatment Court Participants	22	28	29
Drug Conviction: Probation	10	17	23
Drug Conviction: Prison	15	14	17
Drug Conviction: Parole	11	11	17
DWI Conviction: Probation	3	2	2
DWI Conviction: Prison	1	2	1
DWI Conviction: Parole	1	0	0

Sources: Missouri Office of State Courts Administrator; Missouri Department of Corrections.



HARRISON COUNTY

Data on this page pertain to the map area shaded green.

DEMOGRAPHICS

	2023	2022	2021
Population Estimate	8,220	8,199	8,170
Labor Force	3,646	3,693	3,761
Employed	3,535	3,604	3,629
Unemployed	111	89	132
Unemployment Rate	3.0%	2.4%	3.5%
Median Household Income	-----	\$51,910	\$47,536
Poverty Estimate, Individuals of All Ages	-----	1,321	1,214
Poverty Estimate, Children Under Age 18	-----	462	472

Source: U.S. Bureau of the Census.

BIRTHS AND DEATHS

	2023	2022	2021
Resident Births	120	82	84
Resident Deaths	104	116	110
Suicide	3	1	0
Homicide	0	1	0
Alcohol Induced Deaths	1	0	0
Drug Induced Deaths	2	0	1
Smoking Attributable Deaths	17	21	20

Source: Missouri Department of Health and Senior Services

IMPAIRED DRIVING

	2023	2022	2021
Alcohol Involved Fatal Crashes	0	0	0
Alcohol Involved Injury Crashes	3	3	5
Alcohol Involved Property Damage Crashes	4	2	3
Killed in Alcohol Involved Crashes	0	0	0
Injured in Alcohol Involved Crashes	5	3	9
Drug Involved Fatal Crashes	0	1	0
Drug Involved Injury Crashes	0	0	1
Drug Involved Property Damage Crashes	1	0	0
Killed in Drug Involved Crashes	0	1	0
Injured in Drug Involved Crashes	0	0	4

Source: Missouri Department of Public Safety, Missouri State Highway Patrol.

POLICE REPORTS

	2023	2022	2021
DUI Arrests, DWI Tracking System	31	46	45
Liquor Law Arrests	0	0	1
Drug Arrests	0	0	5
Violent Offenses	4	9	7
Domestic Violence Reports	26	22	20
Property Offenses	38	86	46

Source: Missouri Department of Public Safety, Missouri State Highway Patrol.

SCHOOL REPORTS

	2022-23	2021-22
Reported School Suspensions	0	0
Reported Substance Related Suspensions	0	0
Reported Violence or Weapon Suspensions	0	0
Enrollment Grades K-8	878	895
Enrollment Grades 9-12	415	414
Dropouts	5	5

Source: Missouri Department of Elementary and Secondary Education. County-level data are aggregated by school district. Reported suspensions and dropouts fewer than five (5) in a district are suppressed and represented as zero (0) in the county totals.

----- Indicates data not currently available

HOSPITAL / EMERGENCY ROOM

Principal Disorder	2022	2021	2020
Alcohol Use: E.R. Services, then Discharged	10	8	6
Alcohol Use: E.R. Services, then Admitted	0	1	1
Alcohol Use: Admitted without E.R. Services	2	1	1
Drug Use: E.R. Services, then Discharged	19	7	3
Drug Use: E.R. Services, then Admitted	0	0	1
Drug Use: Admitted without E.R. Services	4	2	1
Mental: E.R. Services, then Discharged	58	67	78
Mental: E.R. Services, then Admitted	0	8	18
Mental: Admitted without E.R. Services	34	38	45

Related Disorder

Alcohol Use: E.R. Services, then Discharged	13	16	11
Alcohol Use: E.R. Services, then Admitted	2	6	9
Alcohol Use: Admitted without E.R. Services	26	16	13
Drug Use: E.R. Services, then Discharged	15	22	20
Drug Use: E.R. Services, then Admitted	2	8	12
Drug Use: Admitted without E.R. Services	24	19	25

Source: Missouri Department of Health and Senior Services. Hospital encounters are categorized based on ICD-10 diagnosis codes. Beginning with 2020 data, individuals with more than one encounter for a substance use or mental disorder are counted for each encounter they have during the calendar year. Related disorders are those that are listed with a secondary diagnosis.

JUVENILE PLACEMENTS

	2023	2022	2021
Total Out-of-Home Placements	6	13	13
Parent/Caretaker Alcohol Use Reported	0	0	0
Parent/Caretaker Drug Use Reported	4	6	4

Source: Missouri Department of Social Services, Children's Division. Multiple factors are often considered when a child is placed out of the home. Removals involving parental substance use conditions are included in this profile.

JUVENILE COURT REFERRALS

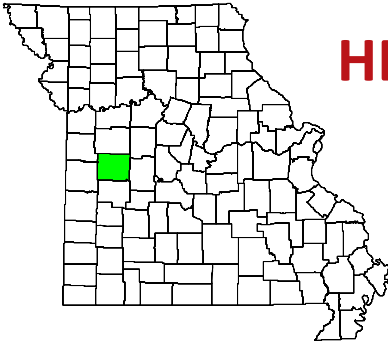
	2023	2022	2021
Child Abuse	0	3	1
Child Neglect	30	31	20
Child Custody Issues	0	0	1
Juvenile Violent Offenses	9	9	11
Juvenile Alcohol Offenses	4	8	2
Juvenile Drug Offenses	0	2	1
School Truancy	10	1	2
Absent from Home	1	1	3
Beyond Parental Control	0	0	0
Injurious Behavior	20	12	7

Source: Missouri Office of State Courts Administrator.

CRIMINAL JUSTICE

	FY 2024	FY 2023	FY 2022
Treatment Court Participants	5	5	8
Drug Conviction: Probation	9	5	8
Drug Conviction: Prison	6	4	6
Drug Conviction: Parole	9	10	8
DWI Conviction: Probation	1	1	0
DWI Conviction: Prison	2	1	0
DWI Conviction: Parole	0	1	0

Sources: Missouri Office of State Courts Administrator; Missouri Department of Corrections.



HENRY COUNTY

Data on this page pertain to the map area shaded green.

DEMOGRAPHICS

	2023	2022	2021
Population Estimate	22,485	22,438	22,221
Labor Force	10,137	10,153	10,059
Employed	9,823	9,889	9,661
Unemployed	314	264	398
Unemployment Rate	3.1%	2.6%	4.0%
Median Household Income	-----	\$54,177	\$48,263
Poverty Estimate, Individuals of All Ages	-----	3,098	3,189
Poverty Estimate, Children Under Age 18	-----	957	962

Source: U.S. Bureau of the Census.

BIRTHS AND DEATHS

	2023	2022	2021
Resident Births	210	238	264
Resident Deaths	298	368	340
Suicide	6	4	6
Homicide	1	4	0
Alcohol Induced Deaths	2	3	6
Drug Induced Deaths	2	6	7
Smoking Attributable Deaths	58	53	51

Source: Missouri Department of Health and Senior Services

IMPAIRED DRIVING

	2023	2022	2021
Alcohol Involved Fatal Crashes	1	0	0
Alcohol Involved Injury Crashes	11	7	6
Alcohol Involved Property Damage Crashes	8	15	11
Killed in Alcohol Involved Crashes	1	0	0
Injured in Alcohol Involved Crashes	14	8	6
Drug Involved Fatal Crashes	0	0	0
Drug Involved Injury Crashes	3	3	0
Drug Involved Property Damage Crashes	1	1	2
Killed in Drug Involved Crashes	0	0	0
Injured in Drug Involved Crashes	3	4	0

Source: Missouri Department of Public Safety, Missouri State Highway Patrol.

POLICE REPORTS

	2023	2022	2021
DUI Arrests, DWI Tracking System	63	39	39
Liquor Law Arrests	0	0	1
Drug Arrests	65	38	9
Violent Offenses	162	106	97
Domestic Violence Reports	102	67	63
Property Offenses	525	268	420

Source: Missouri Department of Public Safety, Missouri State Highway Patrol.

SCHOOL REPORTS

	2022-23	2021-22
Reported School Suspensions	37	33
Reported Substance Related Suspensions	7	12
Reported Violence or Weapon Suspensions	5	0
Enrollment Grades K-8	1,849	1,886
Enrollment Grades 9-12	892	884
Dropouts	11	10

Source: Missouri Department of Elementary and Secondary Education. County-level data are aggregated by school district. Reported suspensions and dropouts fewer than five (5) in a district are suppressed and represented as zero (0) in the county totals.

----- Indicates data not currently available

HOSPITAL / EMERGENCY ROOM

Principal Disorder	2022	2021	2020
Alcohol Use: E.R. Services, then Discharged	63	64	59
Alcohol Use: E.R. Services, then Admitted	7	4	3
Alcohol Use: Admitted without E.R. Services	20	15	30
Drug Use: E.R. Services, then Discharged	75	45	37
Drug Use: E.R. Services, then Admitted	8	2	0
Drug Use: Admitted without E.R. Services	35	15	6
Mental: E.R. Services, then Discharged	217	213	216
Mental: E.R. Services, then Admitted	13	11	5
Mental: Admitted without E.R. Services	169	172	208

Related Disorder

Alcohol Use: E.R. Services, then Discharged	91	93	110
Alcohol Use: E.R. Services, then Admitted	41	22	28
Alcohol Use: Admitted without E.R. Services	66	91	120
Drug Use: E.R. Services, then Discharged	115	100	84
Drug Use: E.R. Services, then Admitted	29	33	25
Drug Use: Admitted without E.R. Services	132	156	172

Source: Missouri Department of Health and Senior Services. Hospital encounters are categorized based on ICD-10 diagnosis codes. Beginning with 2020 data, individuals with more than one encounter for a substance use or mental disorder are counted for each encounter they have during the calendar year. Related disorders are those that are listed with a secondary diagnosis.

JUVENILE PLACEMENTS

	2023	2022	2021
Total Out-of-Home Placements	20	28	55
Parent/Caretaker Alcohol Use Reported	0	2	0
Parent/Caretaker Drug Use Reported	15	8	29

Source: Missouri Department of Social Services, Children's Division. Multiple factors are often considered when a child is placed out of the home. Removals involving parental substance use conditions are included in this profile.

JUVENILE COURT REFERRALS

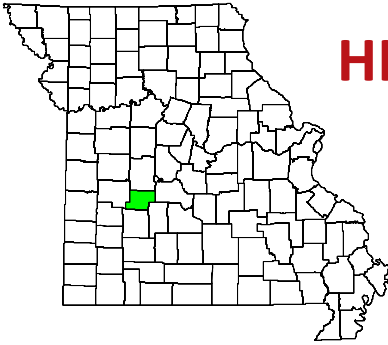
	2023	2022	2021
Child Abuse	12	7	17
Child Neglect	112	89	82
Child Custody Issues	1	2	10
Juvenile Violent Offenses	8	8	9
Juvenile Alcohol Offenses	3	7	2
Juvenile Drug Offenses	2	5	0
School Truancy	14	2	13
Absent from Home	18	5	5
Beyond Parental Control	16	6	10
Injurious Behavior	43	23	42

Source: Missouri Office of State Courts Administrator.

CRIMINAL JUSTICE

	FY 2024	FY 2023	FY 2022
Treatment Court Participants	16	14	9
Drug Conviction: Probation	34	42	47
Drug Conviction: Prison	32	25	28
Drug Conviction: Parole	28	33	29
DWI Conviction: Probation	2	0	3
DWI Conviction: Prison	0	0	2
DWI Conviction: Parole	1	3	4

Sources: Missouri Office of State Courts Administrator; Missouri Department of Corrections.



HICKORY COUNTY

Data on this page pertain to the map area shaded green.

DEMOGRAPHICS

	2023	2022	2021
Population Estimate	8,718	8,630	8,594
Labor Force	4,162	4,011	3,963
Employed	4,013	3,901	3,805
Unemployed	149	110	158
Unemployment Rate	3.6%	2.7%	4.0%
Median Household Income	-----	\$43,468	\$40,224
Poverty Estimate, Individuals of All Ages	-----	1,747	1,546
Poverty Estimate, Children Under Age 18	-----	472	448

Source: U.S. Bureau of the Census.

BIRTHS AND DEATHS

	2023	2022	2021
Resident Births	94	75	86
Resident Deaths	158	186	199
Suicide	3	4	2
Homicide	0	0	0
Alcohol Induced Deaths	0	2	1
Drug Induced Deaths	1	2	3
Smoking Attributable Deaths	24	30	35

Source: Missouri Department of Health and Senior Services

IMPAIRED DRIVING

	2023	2022	2021
Alcohol Involved Fatal Crashes	1	0	1
Alcohol Involved Injury Crashes	1	1	2
Alcohol Involved Property Damage Crashes	2	3	5
Killed in Alcohol Involved Crashes	1	0	1
Injured in Alcohol Involved Crashes	2	1	5
Drug Involved Fatal Crashes	1	0	0
Drug Involved Injury Crashes	0	0	0
Drug Involved Property Damage Crashes	0	0	1
Killed in Drug Involved Crashes	1	0	0
Injured in Drug Involved Crashes	0	0	0

Source: Missouri Department of Public Safety, Missouri State Highway Patrol.

POLICE REPORTS

	2023	2022	2021
DUI Arrests, DWI Tracking System	24	18	23
Liquor Law Arrests	0	1	0
Drug Arrests	3	29	31
Violent Offenses	2	16	24
Domestic Violence Reports	11	27	31
Property Offenses	43	46	48

Source: Missouri Department of Public Safety, Missouri State Highway Patrol.

SCHOOL REPORTS

	2022-23	2021-22
Reported School Suspensions	11	6
Reported Substance Related Suspensions	7	0
Reported Violence or Weapon Suspensions	0	0
Enrollment Grades K-8	1,085	1,077
Enrollment Grades 9-12	505	528
Dropouts	0	0

Source: Missouri Department of Elementary and Secondary Education. County-level data are aggregated by school district. Reported suspensions and dropouts fewer than five (5) in a district are suppressed and represented as zero (0) in the county totals.

----- Indicates data not currently available

HOSPITAL / EMERGENCY ROOM

Principal Disorder	2022	2021	2020
Alcohol Use: E.R. Services, then Discharged	9	10	16
Alcohol Use: E.R. Services, then Admitted	3	4	3
Alcohol Use: Admitted without E.R. Services	2	4	6
Drug Use: E.R. Services, then Discharged	13	11	5
Drug Use: E.R. Services, then Admitted	0	2	0
Drug Use: Admitted without E.R. Services	3	1	0
Mental: E.R. Services, then Discharged	43	64	70
Mental: E.R. Services, then Admitted	10	7	10
Mental: Admitted without E.R. Services	40	75	73

Related Disorder

Alcohol Use: E.R. Services, then Discharged	22	23	20
Alcohol Use: E.R. Services, then Admitted	6	8	8
Alcohol Use: Admitted without E.R. Services	24	27	36
Drug Use: E.R. Services, then Discharged	30	25	25
Drug Use: E.R. Services, then Admitted	20	6	10
Drug Use: Admitted without E.R. Services	39	52	43

Source: Missouri Department of Health and Senior Services. Hospital encounters are categorized based on ICD-10 diagnosis codes. Beginning with 2020 data, individuals with more than one encounter for a substance use or mental disorder are counted for each encounter they have during the calendar year. Related disorders are those that are listed with a secondary diagnosis.

JUVENILE PLACEMENTS

	2023	2022	2021
Total Out-of-Home Placements	2	3	9
Parent/Caretaker Alcohol Use Reported	0	0	1
Parent/Caretaker Drug Use Reported	1	1	1

Source: Missouri Department of Social Services, Children's Division. Multiple factors are often considered when a child is placed out of the home. Removals involving parental substance use conditions are included in this profile.

JUVENILE COURT REFERRALS

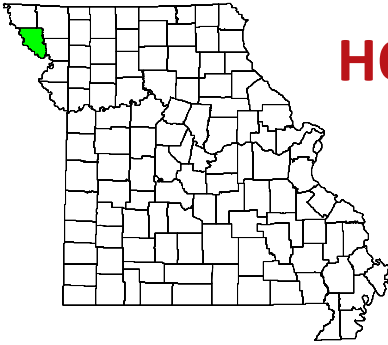
	2023	2022	2021
Child Abuse	1	8	0
Child Neglect	8	11	10
Child Custody Issues	2	6	8
Juvenile Violent Offenses	11	15	9
Juvenile Alcohol Offenses	1	5	1
Juvenile Drug Offenses	1	6	9
School Truancy	3	2	2
Absent from Home	4	4	4
Beyond Parental Control	3	2	0
Injurious Behavior	2	6	0

Source: Missouri Office of State Courts Administrator.

CRIMINAL JUSTICE

	FY 2024	FY 2023	FY 2022
Treatment Court Participants	0	0	0
Drug Conviction: Probation	9	7	10
Drug Conviction: Prison	7	7	9
Drug Conviction: Parole	6	8	8
DWI Conviction: Probation	1	0	2
DWI Conviction: Prison	2	0	1
DWI Conviction: Parole	0	1	0

Sources: Missouri Office of State Courts Administrator; Missouri Department of Corrections.



HOLT COUNTY

Data on this page pertain to the map area shaded green.

DEMOGRAPHICS

	2023	2022	2021
Population Estimate	4,248	4,262	4,241
Labor Force	2,423	2,423	2,479
Employed	2,364	2,378	2,406
Unemployed	59	45	73
Unemployment Rate	2.4%	1.9%	2.9%
Median Household Income	-----	\$51,295	\$54,322
Poverty Estimate, Individuals of All Ages	-----	496	576
Poverty Estimate, Children Under Age 18	-----	148	172

Source: U.S. Bureau of the Census.

BIRTHS AND DEATHS

	2023	2022	2021
Resident Births	39	41	51
Resident Deaths	66	69	83
Suicide	0	1	0
Homicide	0	0	0
Alcohol Induced Deaths	1	2	1
Drug Induced Deaths	0	0	0
Smoking Attributable Deaths	10	9	13

Source: Missouri Department of Health and Senior Services

IMPAIRED DRIVING

	2023	2022	2021
Alcohol Involved Fatal Crashes	1	1	0
Alcohol Involved Injury Crashes	1	1	3
Alcohol Involved Property Damage Crashes	2	7	4
Killed in Alcohol Involved Crashes	1	1	0
Injured in Alcohol Involved Crashes	4	1	3
Drug Involved Fatal Crashes	1	0	0
Drug Involved Injury Crashes	1	0	0
Drug Involved Property Damage Crashes	0	1	1
Killed in Drug Involved Crashes	1	0	0
Injured in Drug Involved Crashes	4	0	0

Source: Missouri Department of Public Safety, Missouri State Highway Patrol.

POLICE REPORTS

	2023	2022	2021
DUI Arrests, DWI Tracking System	25	27	35
Liquor Law Arrests	0	0	0
Drug Arrests	7	9	4
Violent Offenses	9	10	7
Domestic Violence Reports	19	17	17
Property Offenses	35	32	69

Source: Missouri Department of Public Safety, Missouri State Highway Patrol.

SCHOOL REPORTS

	2022-23	2021-22
Reported School Suspensions	0	0
Reported Substance Related Suspensions	0	0
Reported Violence or Weapon Suspensions	0	0
Enrollment Grades K-8	400	404
Enrollment Grades 9-12	200	198
Dropouts	0	0

Source: Missouri Department of Elementary and Secondary Education. County-level data are aggregated by school district. Reported suspensions and dropouts fewer than five (5) in a district are suppressed and represented as zero (0) in the county totals.

----- Indicates data not currently available

HOSPITAL / EMERGENCY ROOM

Principal Disorder	2022	2021	2020
Alcohol Use: E.R. Services, then Discharged	4	8	1
Alcohol Use: E.R. Services, then Admitted	0	5	2
Alcohol Use: Admitted without E.R. Services	4	2	0
Drug Use: E.R. Services, then Discharged	4	3	5
Drug Use: E.R. Services, then Admitted	1	0	2
Drug Use: Admitted without E.R. Services	3	0	0
Mental: E.R. Services, then Discharged	17	41	30
Mental: E.R. Services, then Admitted	3	17	29
Mental: Admitted without E.R. Services	27	15	16

Related Disorder	2022	2021	2020
Alcohol Use: E.R. Services, then Discharged	14	6	7
Alcohol Use: E.R. Services, then Admitted	3	16	18
Alcohol Use: Admitted without E.R. Services	8	3	4
Drug Use: E.R. Services, then Discharged	13	12	25
Drug Use: E.R. Services, then Admitted	4	21	28
Drug Use: Admitted without E.R. Services	21	8	7

Source: Missouri Department of Health and Senior Services. Hospital encounters are categorized based on ICD-10 diagnosis codes. Beginning with 2020 data, individuals with more than one encounter for a substance use or mental disorder are counted for each encounter they have during the calendar year. Related disorders are those that are listed with a secondary diagnosis.

JUVENILE PLACEMENTS

	2023	2022	2021
Total Out-of-Home Placements	6	1	4
Parent/Caretaker Alcohol Use Reported	0	0	0
Parent/Caretaker Drug Use Reported	6	0	0

Source: Missouri Department of Social Services, Children's Division. Multiple factors are often considered when a child is placed out of the home. Removals involving parental substance use conditions are included in this profile.

JUVENILE COURT REFERRALS

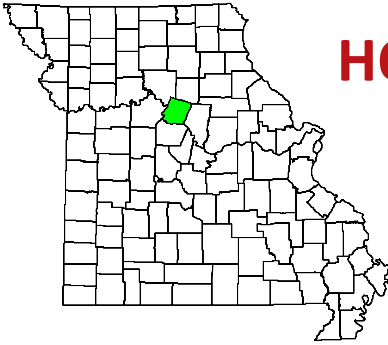
	2023	2022	2021
Child Abuse	2	3	6
Child Neglect	30	8	11
Child Custody Issues	0	0	2
Juvenile Violent Offenses	0	1	2
Juvenile Alcohol Offenses	0	1	0
Juvenile Drug Offenses	0	0	2
School Truancy	10	8	5
Absent from Home	0	0	2
Beyond Parental Control	11	15	11
Injurious Behavior	11	12	3

Source: Missouri Office of State Courts Administrator.

CRIMINAL JUSTICE

	FY 2024	FY 2023	FY 2022
Treatment Court Participants	2	3	3
Drug Conviction: Probation	4	3	7
Drug Conviction: Prison	8	2	4
Drug Conviction: Parole	2	2	9
DWI Conviction: Probation	5	1	1
DWI Conviction: Prison	5	0	2
DWI Conviction: Parole	1	1	2

Sources: Missouri Office of State Courts Administrator; Missouri Department of Corrections.



HOWARD COUNTY

Data on this page pertain to the map area shaded green.

DEMOGRAPHICS

	2023	2022	2021
Population Estimate	10,101	10,168	10,128
Labor Force	4,678	4,720	4,853
Employed	4,535	4,607	4,696
Unemployed	143	113	157
Unemployment Rate	3.1%	2.4%	3.2%
Median Household Income	-----	\$53,862	\$55,699
Poverty Estimate, Individuals of All Ages	-----	1,460	1,152
Poverty Estimate, Children Under Age 18	-----	353	342

Source: U.S. Bureau of the Census.

BIRTHS AND DEATHS

	2023	2022	2021
Resident Births	92	108	84
Resident Deaths	111	111	143
Suicide	3	1	4
Homicide	0	1	1
Alcohol Induced Deaths	2	2	4
Drug Induced Deaths	1	3	2
Smoking Attributable Deaths	15	17	21

Source: Missouri Department of Health and Senior Services

IMPAIRED DRIVING

	2023	2022	2021
Alcohol Involved Fatal Crashes	2	0	0
Alcohol Involved Injury Crashes	5	1	6
Alcohol Involved Property Damage Crashes	0	8	4
Killed in Alcohol Involved Crashes	2	0	0
Injured in Alcohol Involved Crashes	6	1	7
Drug Involved Fatal Crashes	1	2	0
Drug Involved Injury Crashes	0	0	0
Drug Involved Property Damage Crashes	0	1	0
Killed in Drug Involved Crashes	1	3	0
Injured in Drug Involved Crashes	1	0	0

Source: Missouri Department of Public Safety, Missouri State Highway Patrol.

POLICE REPORTS

	2023	2022	2021
DUI Arrests, DWI Tracking System	36	21	26
Liquor Law Arrests	0	0	0
Drug Arrests	34	18	2
Violent Offenses	30	27	49
Domestic Violence Reports	39	20	30
Property Offenses	50	54	52

Source: Missouri Department of Public Safety, Missouri State Highway Patrol.

SCHOOL REPORTS

	2022-23	2021-22
Reported School Suspensions	0	0
Reported Substance Related Suspensions	0	0
Reported Violence or Weapon Suspensions	0	0
Enrollment Grades K-8	884	922
Enrollment Grades 9-12	435	433
Dropouts	0	0

Source: Missouri Department of Elementary and Secondary Education. County-level data are aggregated by school district. Reported suspensions and dropouts fewer than five (5) in a district are suppressed and represented as zero (0) in the county totals.

----- Indicates data not currently available

HOSPITAL / EMERGENCY ROOM

Principal Disorder	2022	2021	2020
Alcohol Use: E.R. Services, then Discharged	10	8	11
Alcohol Use: E.R. Services, then Admitted	3	9	6
Alcohol Use: Admitted without E.R. Services	4	5	0
Drug Use: E.R. Services, then Discharged	10	6	6
Drug Use: E.R. Services, then Admitted	6	1	4
Drug Use: Admitted without E.R. Services	6	2	3
Mental: E.R. Services, then Discharged	61	32	36
Mental: E.R. Services, then Admitted	40	53	52
Mental: Admitted without E.R. Services	51	34	41

Related Disorder

Alcohol Use: E.R. Services, then Discharged	11	8	15
Alcohol Use: E.R. Services, then Admitted	22	15	24
Alcohol Use: Admitted without E.R. Services	19	15	9
Drug Use: E.R. Services, then Discharged	19	17	14
Drug Use: E.R. Services, then Admitted	24	27	53
Drug Use: Admitted without E.R. Services	19	18	15

Source: Missouri Department of Health and Senior Services. Hospital encounters are categorized based on ICD-10 diagnosis codes. Beginning with 2020 data, individuals with more than one encounter for a substance use or mental disorder are counted for each encounter they have during the calendar year. Related disorders are those that are listed with a secondary diagnosis.

JUVENILE PLACEMENTS

	2023	2022	2021
Total Out-of-Home Placements	17	16	23
Parent/Caretaker Alcohol Use Reported	1	0	0
Parent/Caretaker Drug Use Reported	8	5	11

Source: Missouri Department of Social Services, Children's Division. Multiple factors are often considered when a child is placed out of the home. Removals involving parental substance use conditions are included in this profile.

JUVENILE COURT REFERRALS

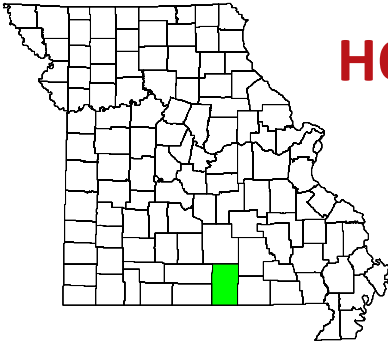
	2023	2022	2021
Child Abuse	18	20	17
Child Neglect	35	23	15
Child Custody Issues	0	0	0
Juvenile Violent Offenses	11	9	2
Juvenile Alcohol Offenses	0	1	0
Juvenile Drug Offenses	5	3	1
School Truancy	17	10	7
Absent from Home	3	2	4
Beyond Parental Control	14	10	0
Injurious Behavior	52	35	34

Source: Missouri Office of State Courts Administrator.

CRIMINAL JUSTICE

	FY 2024	FY 2023	FY 2022
Treatment Court Participants	0	0	0
Drug Conviction: Probation	20	12	5
Drug Conviction: Prison	16	10	13
Drug Conviction: Parole	7	12	11
DWI Conviction: Probation	2	0	1
DWI Conviction: Prison	0	1	0
DWI Conviction: Parole	1	0	0

Sources: Missouri Office of State Courts Administrator; Missouri Department of Corrections.



HOWELL COUNTY

Data on this page pertain to the map area shaded green.

DEMOGRAPHICS

	2023	2022	2021
Population Estimate	40,735	40,631	39,980
Labor Force	16,094	15,896	16,165
Employed	15,502	15,428	15,387
Unemployed	592	468	778
Unemployment Rate	3.7%	2.9%	4.8%
Median Household Income	-----	\$44,858	\$45,132
Poverty Estimate, Individuals of All Ages	-----	7,640	7,236
Poverty Estimate, Children Under Age 18	-----	2,388	2,370

Source: U.S. Bureau of the Census.

BIRTHS AND DEATHS

	2023	2022	2021
Resident Births	452	445	447
Resident Deaths	550	653	640
Suicide	11	7	8
Homicide	2	2	0
Alcohol Induced Deaths	7	6	10
Drug Induced Deaths	14	6	7
Smoking Attributable Deaths	94	101	84

Source: Missouri Department of Health and Senior Services

IMPAIRED DRIVING

	2023	2022	2021
Alcohol Involved Fatal Crashes	1	0	1
Alcohol Involved Injury Crashes	24	17	20
Alcohol Involved Property Damage Crashes	24	15	12
Killed in Alcohol Involved Crashes	1	0	1
Injured in Alcohol Involved Crashes	40	22	38
Drug Involved Fatal Crashes	0	0	1
Drug Involved Injury Crashes	3	1	4
Drug Involved Property Damage Crashes	4	7	7
Killed in Drug Involved Crashes	0	0	1
Injured in Drug Involved Crashes	4	1	6

Source: Missouri Department of Public Safety, Missouri State Highway Patrol.

POLICE REPORTS

	2023	2022	2021
DUI Arrests, DWI Tracking System	217	154	146
Liquor Law Arrests	11	0	9
Drug Arrests	154	168	99
Violent Offenses	122	119	154
Domestic Violence Reports	361	326	340
Property Offenses	585	686	848

Source: Missouri Department of Public Safety, Missouri State Highway Patrol.

SCHOOL REPORTS

	2022-23	2021-22
Reported School Suspensions	133	47
Reported Substance Related Suspensions	70	0
Reported Violence or Weapon Suspensions	5	0
Enrollment Grades K-8	4,578	4,583
Enrollment Grades 9-12	1,895	1,898
Dropouts	0	14

Source: Missouri Department of Elementary and Secondary Education. County-level data are aggregated by school district. Reported suspensions and dropouts fewer than five (5) in a district are suppressed and represented as zero (0) in the county totals.

----- Indicates data not currently available

HOSPITAL / EMERGENCY ROOM

Principal Disorder	2022	2021	2020
Alcohol Use: E.R. Services, then Discharged	89	132	113
Alcohol Use: E.R. Services, then Admitted	7	12	9
Alcohol Use: Admitted without E.R. Services	40	57	92
Drug Use: E.R. Services, then Discharged	133	73	92
Drug Use: E.R. Services, then Admitted	6	2	7
Drug Use: Admitted without E.R. Services	79	51	55
Mental: E.R. Services, then Discharged	467	373	387
Mental: E.R. Services, then Admitted	16	29	44
Mental: Admitted without E.R. Services	462	509	583

Related Disorder

Alcohol Use: E.R. Services, then Discharged	126	86	92
Alcohol Use: E.R. Services, then Admitted	28	50	49
Alcohol Use: Admitted without E.R. Services	246	295	247
Drug Use: E.R. Services, then Discharged	177	129	114
Drug Use: E.R. Services, then Admitted	39	53	37
Drug Use: Admitted without E.R. Services	348	420	345

Source: Missouri Department of Health and Senior Services. Hospital encounters are categorized based on ICD-10 diagnosis codes. Beginning with 2020 data, individuals with more than one encounter for a substance use or mental disorder are counted for each encounter they have during the calendar year. Related disorders are those that are listed with a secondary diagnosis.

JUVENILE PLACEMENTS

	2023	2022	2021
Total Out-of-Home Placements	45	48	64
Parent/Caretaker Alcohol Use Reported	2	5	4
Parent/Caretaker Drug Use Reported	7	18	28

Source: Missouri Department of Social Services, Children's Division. Multiple factors are often considered when a child is placed out of the home. Removals involving parental substance use conditions are included in this profile.

JUVENILE COURT REFERRALS

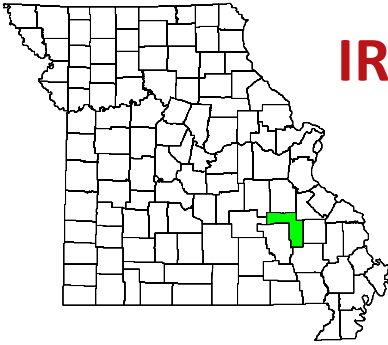
	2023	2022	2021
Child Abuse	11	4	14
Child Neglect	38	31	54
Child Custody Issues	33	48	59
Juvenile Violent Offenses	41	32	24
Juvenile Alcohol Offenses	11	1	0
Juvenile Drug Offenses	10	15	4
School Truancy	123	70	36
Absent from Home	44	27	41
Beyond Parental Control	27	16	20
Injurious Behavior	16	15	18

Source: Missouri Office of State Courts Administrator.

CRIMINAL JUSTICE

	FY 2024	FY 2023	FY 2022
Treatment Court Participants	30	24	22
Drug Conviction: Probation	40	43	79
Drug Conviction: Prison	23	11	35
Drug Conviction: Parole	52	51	81
DWI Conviction: Probation	3	8	6
DWI Conviction: Prison	1	4	3
DWI Conviction: Parole	6	7	9

Sources: Missouri Office of State Courts Administrator; Missouri Department of Corrections.



IRON COUNTY

Data on this page pertain to the map area shaded green.

DEMOGRAPHICS

	2023	2022	2021
Population Estimate	9,440	9,414	9,421
Labor Force	3,435	3,459	3,491
Employed	3,265	3,321	3,289
Unemployed	170	138	202
Unemployment Rate	4.9%	4.0%	5.8%
Median Household Income	-----	\$44,329	\$44,817
Poverty Estimate, Individuals of All Ages	-----	1,748	1,713
Poverty Estimate, Children Under Age 18	-----	501	542

Source: U.S. Bureau of the Census.

BIRTHS AND DEATHS

	2023	2022	2021
Resident Births	94	84	91
Resident Deaths	185	182	189
Suicide	4	0	8
Homicide	1	0	0
Alcohol Induced Deaths	0	2	0
Drug Induced Deaths	5	4	2
Smoking Attributable Deaths	35	30	35

Source: Missouri Department of Health and Senior Services

IMPAIRED DRIVING

	2023	2022	2021
Alcohol Involved Fatal Crashes	0	1	0
Alcohol Involved Injury Crashes	2	8	4
Alcohol Involved Property Damage Crashes	6	1	7
Killed in Alcohol Involved Crashes	0	1	0
Injured in Alcohol Involved Crashes	3	9	5
Drug Involved Fatal Crashes	0	0	0
Drug Involved Injury Crashes	0	0	0
Drug Involved Property Damage Crashes	0	0	0
Killed in Drug Involved Crashes	0	0	0
Injured in Drug Involved Crashes	0	0	0

Source: Missouri Department of Public Safety, Missouri State Highway Patrol.

POLICE REPORTS

	2023	2022	2021
DUI Arrests, DWI Tracking System	22	24	19
Liquor Law Arrests	0	0	0
Drug Arrests	8	12	16
Violent Offenses	16	21	22
Domestic Violence Reports	11	17	20
Property Offenses	47	26	51

Source: Missouri Department of Public Safety, Missouri State Highway Patrol.

SCHOOL REPORTS

	2022-23	2021-22
Reported School Suspensions	37	20
Reported Substance Related Suspensions	0	0
Reported Violence or Weapon Suspensions	0	0
Enrollment Grades K-8	1,116	1,148
Enrollment Grades 9-12	562	546
Dropouts	0	0

Source: Missouri Department of Elementary and Secondary Education. County-level data are aggregated by school district. Reported suspensions and dropouts fewer than five (5) in a district are suppressed and represented as zero (0) in the county totals.

----- Indicates data not currently available

HOSPITAL / EMERGENCY ROOM

Principal Disorder	2022	2021	2020
Alcohol Use: E.R. Services, then Discharged	19	26	25
Alcohol Use: E.R. Services, then Admitted	2	3	3
Alcohol Use: Admitted without E.R. Services	3	3	6
Drug Use: E.R. Services, then Discharged	42	27	31
Drug Use: E.R. Services, then Admitted	4	1	2
Drug Use: Admitted without E.R. Services	8	5	6
Mental: E.R. Services, then Discharged	208	185	152
Mental: E.R. Services, then Admitted	10	30	18
Mental: Admitted without E.R. Services	119	123	118

Related Disorder

Alcohol Use: E.R. Services, then Discharged	29	40	35
Alcohol Use: E.R. Services, then Admitted	22	24	25
Alcohol Use: Admitted without E.R. Services	21	38	29
Drug Use: E.R. Services, then Discharged	131	86	108
Drug Use: E.R. Services, then Admitted	31	38	27
Drug Use: Admitted without E.R. Services	79	75	62

Source: Missouri Department of Health and Senior Services. Hospital encounters are categorized based on ICD-10 diagnosis codes. Beginning with 2020 data, individuals with more than one encounter for a substance use or mental disorder are counted for each encounter they have during the calendar year. Related disorders are those that are listed with a secondary diagnosis.

JUVENILE PLACEMENTS

	2023	2022	2021
Total Out-of-Home Placements	47	34	36
Parent/Caretaker Alcohol Use Reported	0	1	0
Parent/Caretaker Drug Use Reported	22	6	24

Source: Missouri Department of Social Services, Children's Division. Multiple factors are often considered when a child is placed out of the home. Removals involving parental substance use conditions are included in this profile.

JUVENILE COURT REFERRALS

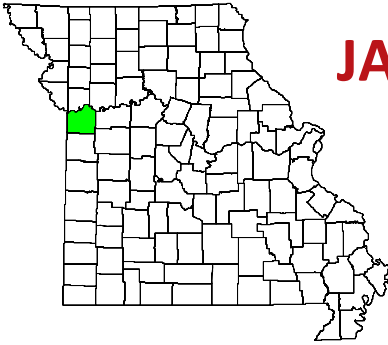
	2023	2022	2021
Child Abuse	0	0	0
Child Neglect	44	29	21
Child Custody Issues	0	0	0
Juvenile Violent Offenses	3	1	0
Juvenile Alcohol Offenses	0	0	0
Juvenile Drug Offenses	0	0	0
School Truancy	0	0	0
Absent from Home	0	0	0
Beyond Parental Control	10	6	2
Injurious Behavior	17	4	0

Source: Missouri Office of State Courts Administrator.

CRIMINAL JUSTICE

	FY 2024	FY 2023	FY 2022
Treatment Court Participants	16	19	24
Drug Conviction: Probation	13	11	21
Drug Conviction: Prison	6	11	9
Drug Conviction: Parole	7	12	17
DWI Conviction: Probation	2	1	2
DWI Conviction: Prison	0	1	0
DWI Conviction: Parole	0	1	1

Sources: Missouri Office of State Courts Administrator; Missouri Department of Corrections.



JACKSON COUNTY

Data on this page pertain to the map area shaded green.

DEMOGRAPHICS

	2023	2022	2021
Population Estimate	718,560	716,531	717,616
Labor Force	364,674	360,551	359,763
Employed	352,361	350,264	340,103
Unemployed	12,313	10,287	19,660
Unemployment Rate	3.4%	2.9%	5.5%
Median Household Income	-----	\$62,509	\$63,282
Poverty Estimate, Individuals of All Ages	-----	105,642	92,796
Poverty Estimate, Children Under Age 18	-----	31,620	28,284

Source: U.S. Bureau of the Census.

BIRTHS AND DEATHS

	2023	2022	2021
Resident Births	8,565	8,558	8,348
Resident Deaths	7,001	7,661	7,850
Suicide	134	163	161
Homicide	180	196	186
Alcohol Induced Deaths	118	142	143
Drug Induced Deaths	290	320	253
Smoking Attributable Deaths	913	929	947

Source: Missouri Department of Health and Senior Services

IMPAIRED DRIVING

	2023	2022	2021
Alcohol Involved Fatal Crashes	19	7	10
Alcohol Involved Injury Crashes	276	255	337
Alcohol Involved Property Damage Crashes	426	445	456
Killed in Alcohol Involved Crashes	19	7	11
Injured in Alcohol Involved Crashes	414	374	480
Drug Involved Fatal Crashes	13	2	3
Drug Involved Injury Crashes	85	55	117
Drug Involved Property Damage Crashes	64	72	97
Killed in Drug Involved Crashes	16	2	3
Injured in Drug Involved Crashes	132	84	171

Source: Missouri Department of Public Safety, Missouri State Highway Patrol.

POLICE REPORTS

	2023	2022	2021
DUI Arrests, DWI Tracking System	2,719	2,557	2,330
Liquor Law Arrests	69	139	126
Drug Arrests	1,340	2,232	1,588
Violent Offenses	8,652	9,016	8,939
Domestic Violence Reports	7,312	7,611	7,752
Property Offenses	34,377	34,750	30,960

Source: Missouri Department of Public Safety, Missouri State Highway Patrol.

SCHOOL REPORTS

	2022-23	2021-22
Reported School Suspensions	1,900	1,699
Reported Substance Related Suspensions	406	341
Reported Violence or Weapon Suspensions	195	181
Enrollment Grades K-8	71,116	71,795
Enrollment Grades 9-12	31,381	31,118
Dropouts	952	1,104

Source: Missouri Department of Elementary and Secondary Education. County-level data are aggregated by school district. Reported suspensions and dropouts fewer than five (5) in a district are suppressed and represented as zero (0) in the county totals.

----- Indicates data not currently available

HOSPITAL / EMERGENCY ROOM

Principal Disorder	2022	2021	2020
Alcohol Use: E.R. Services, then Discharged	3,709	4,536	4,501
Alcohol Use: E.R. Services, then Admitted	430	555	494
Alcohol Use: Admitted without E.R. Services	1,017	1,272	1,252
Drug Use: E.R. Services, then Discharged	4,017	3,338	3,100
Drug Use: E.R. Services, then Admitted	468	185	99
Drug Use: Admitted without E.R. Services	994	777	741
Mental: E.R. Services, then Discharged	8,275	9,688	8,320
Mental: E.R. Services, then Admitted	1,074	741	267
Mental: Admitted without E.R. Services	4,529	6,502	7,685

Related Disorder

Alcohol Use: E.R. Services, then Discharged	2,290	2,430	2,833
Alcohol Use: E.R. Services, then Admitted	1,652	1,774	1,632
Alcohol Use: Admitted without E.R. Services	3,125	3,648	3,926
Drug Use: E.R. Services, then Discharged	7,868	4,473	4,379
Drug Use: E.R. Services, then Admitted	2,177	3,232	2,552
Drug Use: Admitted without E.R. Services	4,944	6,436	7,007

Source: Missouri Department of Health and Senior Services. Hospital encounters are categorized based on ICD-10 diagnosis codes. Beginning with 2020 data, individuals with more than one encounter for a substance use or mental disorder are counted for each encounter they have during the calendar year. Related disorders are those that are listed with a secondary diagnosis.

JUVENILE PLACEMENTS

	2023	2022	2021
Total Out-of-Home Placements	472	587	681
Parent/Caretaker Alcohol Use Reported	13	21	20
Parent/Caretaker Drug Use Reported	143	207	340

Source: Missouri Department of Social Services, Children's Division. Multiple factors are often considered when a child is placed out of the home. Removals involving parental substance use conditions are included in this profile.

JUVENILE COURT REFERRALS

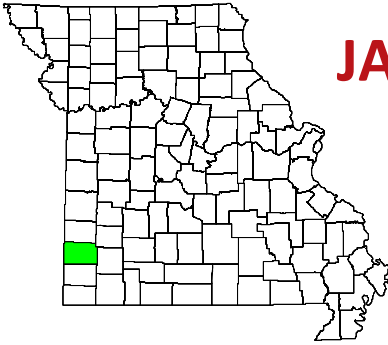
	2023	2022	2021
Child Abuse	202	183	257
Child Neglect	461	617	827
Child Custody Issues	127	246	191
Juvenile Violent Offenses	359	412	377
Juvenile Alcohol Offenses	3	4	2
Juvenile Drug Offenses	32	56	63
School Truancy	7	8	10
Absent from Home	23	11	39
Beyond Parental Control	1	10	2
Injurious Behavior	51	12	26

Source: Missouri Office of State Courts Administrator.

CRIMINAL JUSTICE

	FY 2024	FY 2023	FY 2022
Treatment Court Participants	1,141	1,335	1,534
Drug Conviction: Probation	86	90	188
Drug Conviction: Prison	27	36	46
Drug Conviction: Parole	57	66	60
DWI Conviction: Probation	60	62	46
DWI Conviction: Prison	12	15	16
DWI Conviction: Parole	8	5	10

Sources: Missouri Office of State Courts Administrator; Missouri Department of Corrections.



JASPER COUNTY

Data on this page pertain to the map area shaded green.

DEMOGRAPHICS

	2023	2022	2021
Population Estimate	125,056	124,075	123,325
Labor Force	57,591	56,822	56,953
Employed	55,863	55,500	54,820
Unemployed	1,728	1,322	2,133
Unemployment Rate	3.0%	2.3%	3.7%
Median Household Income	-----	\$53,548	\$51,936
Poverty Estimate, Individuals of All Ages	-----	21,971	20,272
Poverty Estimate, Children Under Age 18	-----	7,262	5,715

Source: U.S. Bureau of the Census.

BIRTHS AND DEATHS

	2023	2022	2021
Resident Births	1,573	1,609	1,566
Resident Deaths	1,416	1,527	1,543
Suicide	28	22	20
Homicide	2	10	7
Alcohol Induced Deaths	12	13	18
Drug Induced Deaths	18	32	26
Smoking Attributable Deaths	238	250	223

Source: Missouri Department of Health and Senior Services

IMPAIRED DRIVING

	2023	2022	2021
Alcohol Involved Fatal Crashes	1	1	3
Alcohol Involved Injury Crashes	38	33	28
Alcohol Involved Property Damage Crashes	65	78	71
Killed in Alcohol Involved Crashes	1	1	3
Injured in Alcohol Involved Crashes	58	43	44
Drug Involved Fatal Crashes	1	0	4
Drug Involved Injury Crashes	8	9	14
Drug Involved Property Damage Crashes	14	13	22
Killed in Drug Involved Crashes	1	0	5
Injured in Drug Involved Crashes	16	13	27

Source: Missouri Department of Public Safety, Missouri State Highway Patrol.

POLICE REPORTS

	2023	2022	2021
DUI Arrests, DWI Tracking System	886	820	772
Liquor Law Arrests	24	26	18
Drug Arrests	493	906	314
Violent Offenses	439	423	459
Domestic Violence Reports	782	791	877
Property Offenses	3,964	4,829	5,208

Source: Missouri Department of Public Safety, Missouri State Highway Patrol.

SCHOOL REPORTS

	2022-23	2021-22
Reported School Suspensions	385	334
Reported Substance Related Suspensions	119	80
Reported Violence or Weapon Suspensions	30	18
Enrollment Grades K-8	14,722	14,926
Enrollment Grades 9-12	6,585	6,565
Dropouts	177	146

Source: Missouri Department of Elementary and Secondary Education. County-level data are aggregated by school district. Reported suspensions and dropouts fewer than five (5) in a district are suppressed and represented as zero (0) in the county totals.

----- Indicates data not currently available

HOSPITAL / EMERGENCY ROOM

Principal Disorder	2022	2021	2020
Alcohol Use: E.R. Services, then Discharged	502	412	501
Alcohol Use: E.R. Services, then Admitted	257	270	300
Alcohol Use: Admitted without E.R. Services	94	85	90
Drug Use: E.R. Services, then Discharged	490	398	470
Drug Use: E.R. Services, then Admitted	232	292	307
Drug Use: Admitted without E.R. Services	119	108	100
Mental: E.R. Services, then Discharged	831	797	797
Mental: E.R. Services, then Admitted	785	1,038	1,013
Mental: Admitted without E.R. Services	720	802	803

Related Disorder

Alcohol Use: E.R. Services, then Discharged	339	319	274
Alcohol Use: E.R. Services, then Admitted	612	725	682
Alcohol Use: Admitted without E.R. Services	336	273	316
Drug Use: E.R. Services, then Discharged	676	512	472
Drug Use: E.R. Services, then Admitted	889	1,148	1,080
Drug Use: Admitted without E.R. Services	643	526	520

Source: Missouri Department of Health and Senior Services. Hospital encounters are categorized based on ICD-10 diagnosis codes. Beginning with 2020 data, individuals with more than one encounter for a substance use or mental disorder are counted for each encounter they have during the calendar year. Related disorders are those that are listed with a secondary diagnosis.

JUVENILE PLACEMENTS

	2023	2022	2021
Total Out-of-Home Placements	175	198	209
Parent/Caretaker Alcohol Use Reported	18	10	13
Parent/Caretaker Drug Use Reported	90	120	111

Source: Missouri Department of Social Services, Children's Division. Multiple factors are often considered when a child is placed out of the home. Removals involving parental substance use conditions are included in this profile.

JUVENILE COURT REFERRALS

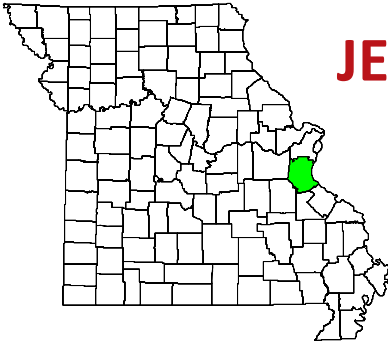
	2023	2022	2021
Child Abuse	14	11	15
Child Neglect	149	172	202
Child Custody Issues	0	1	1
Juvenile Violent Offenses	62	55	73
Juvenile Alcohol Offenses	0	0	0
Juvenile Drug Offenses	1	14	19
School Truancy	0	0	0
Absent from Home	3	8	6
Beyond Parental Control	4	7	11
Injurious Behavior	1	13	23

Source: Missouri Office of State Courts Administrator.

CRIMINAL JUSTICE

	FY 2024	FY 2023	FY 2022
Treatment Court Participants	186	195	191
Drug Conviction: Probation	87	104	125
Drug Conviction: Prison	27	41	43
Drug Conviction: Parole	69	65	63
DWI Conviction: Probation	16	27	31
DWI Conviction: Prison	7	8	8
DWI Conviction: Parole	16	16	12

Sources: Missouri Office of State Courts Administrator; Missouri Department of Corrections.



JEFFERSON COUNTY

Data on this page pertain to the map area shaded green.

DEMOGRAPHICS

	2023	2022	2021
Population Estimate	231,230	229,336	227,934
Labor Force	119,291	118,310	117,556
Employed	115,930	115,524	112,790
Unemployed	3,361	2,786	4,766
Unemployment Rate	2.8%	2.4%	4.1%
Median Household Income	-----	\$78,297	\$68,959
Poverty Estimate, Individuals of All Ages	-----	20,356	19,654
Poverty Estimate, Children Under Age 18	-----	5,150	5,585

Source: U.S. Bureau of the Census.

BIRTHS AND DEATHS

	2023	2022	2021
Resident Births	2,368	2,326	2,414
Resident Deaths	2,329	2,553	2,527
Suicide	38	58	50
Homicide	4	12	13
Alcohol Induced Deaths	34	29	32
Drug Induced Deaths	72	108	129
Smoking Attributable Deaths	362	387	375

Source: Missouri Department of Health and Senior Services

IMPAIRED DRIVING

	2023	2022	2021
Alcohol Involved Fatal Crashes	3	4	10
Alcohol Involved Injury Crashes	67	74	59
Alcohol Involved Property Damage Crashes	113	123	121
Killed in Alcohol Involved Crashes	3	4	12
Injured in Alcohol Involved Crashes	93	95	82
Drug Involved Fatal Crashes	1	0	7
Drug Involved Injury Crashes	15	20	24
Drug Involved Property Damage Crashes	27	34	33
Killed in Drug Involved Crashes	1	0	7
Injured in Drug Involved Crashes	18	23	39

Source: Missouri Department of Public Safety, Missouri State Highway Patrol.

POLICE REPORTS

	2023	2022	2021
DUI Arrests, DWI Tracking System	833	703	800
Liquor Law Arrests	27	29	35
Drug Arrests	654	932	611
Violent Offenses	661	622	680
Domestic Violence Reports	1,380	1,289	1,155
Property Offenses	2,417	2,820	3,047

Source: Missouri Department of Public Safety, Missouri State Highway Patrol.

SCHOOL REPORTS

	2022-23	2021-22
Reported School Suspensions	649	525
Reported Substance Related Suspensions	244	180
Reported Violence or Weapon Suspensions	13	25
Enrollment Grades K-8	22,692	21,922
Enrollment Grades 9-12	11,233	10,621
Dropouts	282	171

Source: Missouri Department of Elementary and Secondary Education. County-level data are aggregated by school district. Reported suspensions and dropouts fewer than five (5) in a district are suppressed and represented as zero (0) in the county totals.

----- Indicates data not currently available

HOSPITAL / EMERGENCY ROOM

Principal Disorder	2022	2021	2020
Alcohol Use: E.R. Services, then Discharged	338	364	390
Alcohol Use: E.R. Services, then Admitted	230	180	147
Alcohol Use: Admitted without E.R. Services	81	70	65
Drug Use: E.R. Services, then Discharged	565	405	418
Drug Use: E.R. Services, then Admitted	214	94	87
Drug Use: Admitted without E.R. Services	91	72	88
Mental: E.R. Services, then Discharged	1,598	1,668	1,609
Mental: E.R. Services, then Admitted	1,350	1,760	1,756
Mental: Admitted without E.R. Services	671	676	753

Related Disorder

Alcohol Use: E.R. Services, then Discharged	419	289	354
Alcohol Use: E.R. Services, then Admitted	1,121	1,017	1,040
Alcohol Use: Admitted without E.R. Services	282	260	253
Drug Use: E.R. Services, then Discharged	1,149	548	608
Drug Use: E.R. Services, then Admitted	1,527	1,584	1,426
Drug Use: Admitted without E.R. Services	579	564	567

Source: Missouri Department of Health and Senior Services. Hospital encounters are categorized based on ICD-10 diagnosis codes. Beginning with 2020 data, individuals with more than one encounter for a substance use or mental disorder are counted for each encounter they have during the calendar year. Related disorders are those that are listed with a secondary diagnosis.

JUVENILE PLACEMENTS

	2023	2022	2021
Total Out-of-Home Placements	211	303	234
Parent/Caretaker Alcohol Use Reported	17	16	7
Parent/Caretaker Drug Use Reported	105	152	142

Source: Missouri Department of Social Services, Children's Division. Multiple factors are often considered when a child is placed out of the home. Removals involving parental substance use conditions are included in this profile.

JUVENILE COURT REFERRALS

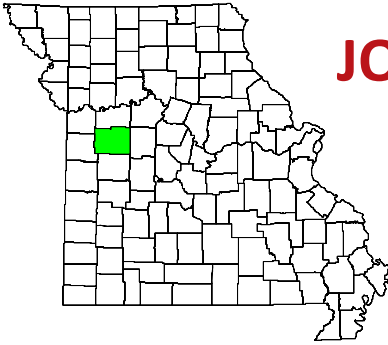
	2023	2022	2021
Child Abuse	415	397	100
Child Neglect	154	213	198
Child Custody Issues	93	140	68
Juvenile Violent Offenses	434	344	252
Juvenile Alcohol Offenses	31	24	21
Juvenile Drug Offenses	67	163	53
School Truancy	131	175	140
Absent from Home	156	137	105
Beyond Parental Control	48	57	60
Injurious Behavior	277	112	84

Source: Missouri Office of State Courts Administrator.

CRIMINAL JUSTICE

	FY 2024	FY 2023	FY 2022
Treatment Court Participants	59	79	65
Drug Conviction: Probation	273	337	415
Drug Conviction: Prison	135	139	177
Drug Conviction: Parole	204	225	213
DWI Conviction: Probation	42	36	47
DWI Conviction: Prison	15	8	14
DWI Conviction: Parole	20	21	20

Sources: Missouri Office of State Courts Administrator; Missouri Department of Corrections.



JOHNSON COUNTY

Data on this page pertain to the map area shaded green.

DEMOGRAPHICS

	2023	2022	2021
Population Estimate	54,962	54,368	54,170
Labor Force	23,033	22,795	23,074
Employed	22,282	22,192	22,060
Unemployed	751	603	1,014
Unemployment Rate	3.3%	2.6%	4.4%
Median Household Income	-----	\$60,086	\$59,146
Poverty Estimate, Individuals of All Ages	-----	6,941	5,895
Poverty Estimate, Children Under Age 18	-----	1,423	1,529

Source: U.S. Bureau of the Census.

BIRTHS AND DEATHS

	2023	2022	2021
Resident Births	687	715	706
Resident Deaths	411	490	562
Suicide	8	9	15
Homicide	4	3	2
Alcohol Induced Deaths	3	5	5
Drug Induced Deaths	6	4	11
Smoking Attributable Deaths	60	59	76

Source: Missouri Department of Health and Senior Services

IMPAIRED DRIVING

	2023	2022	2021
Alcohol Involved Fatal Crashes	0	1	1
Alcohol Involved Injury Crashes	19	24	19
Alcohol Involved Property Damage Crashes	25	38	29
Killed in Alcohol Involved Crashes	0	1	1
Injured in Alcohol Involved Crashes	26	27	21
Drug Involved Fatal Crashes	0	0	0
Drug Involved Injury Crashes	4	5	5
Drug Involved Property Damage Crashes	4	9	5
Killed in Drug Involved Crashes	0	0	0
Injured in Drug Involved Crashes	9	5	9

Source: Missouri Department of Public Safety, Missouri State Highway Patrol.

POLICE REPORTS

	2023	2022	2021
DUI Arrests, DWI Tracking System	315	262	212
Liquor Law Arrests	51	39	87
Drug Arrests	84	210	232
Violent Offenses	116	88	94
Domestic Violence Reports	241	207	210
Property Offenses	718	852	829

Source: Missouri Department of Public Safety, Missouri State Highway Patrol.

SCHOOL REPORTS

	2022-23	2021-22
Reported School Suspensions	88	83
Reported Substance Related Suspensions	0	11
Reported Violence or Weapon Suspensions	0	0
Enrollment Grades K-8	5,198	5,151
Enrollment Grades 9-12	2,248	2,215
Dropouts	24	24

Source: Missouri Department of Elementary and Secondary Education. County-level data are aggregated by school district. Reported suspensions and dropouts fewer than five (5) in a district are suppressed and represented as zero (0) in the county totals.

----- Indicates data not currently available

HOSPITAL / EMERGENCY ROOM

Principal Disorder	2022	2021	2020
Alcohol Use: E.R. Services, then Discharged	127	117	106
Alcohol Use: E.R. Services, then Admitted	16	16	15
Alcohol Use: Admitted without E.R. Services	45	44	39
Drug Use: E.R. Services, then Discharged	110	73	61
Drug Use: E.R. Services, then Admitted	5	2	3
Drug Use: Admitted without E.R. Services	35	15	6
Mental: E.R. Services, then Discharged	447	422	410
Mental: E.R. Services, then Admitted	30	34	9
Mental: Admitted without E.R. Services	352	333	329

Related Disorder

Alcohol Use: E.R. Services, then Discharged	156	162	158
Alcohol Use: E.R. Services, then Admitted	67	42	40
Alcohol Use: Admitted without E.R. Services	134	154	174
Drug Use: E.R. Services, then Discharged	180	166	169
Drug Use: E.R. Services, then Admitted	59	53	52
Drug Use: Admitted without E.R. Services	195	240	211

Source: Missouri Department of Health and Senior Services. Hospital encounters are categorized based on ICD-10 diagnosis codes. Beginning with 2020 data, individuals with more than one encounter for a substance use or mental disorder are counted for each encounter they have during the calendar year. Related disorders are those that are listed with a secondary diagnosis.

JUVENILE PLACEMENTS

	2023	2022	2021
Total Out-of-Home Placements	73	35	36
Parent/Caretaker Alcohol Use Reported	7	3	2
Parent/Caretaker Drug Use Reported	33	10	17

Source: Missouri Department of Social Services, Children's Division. Multiple factors are often considered when a child is placed out of the home. Removals involving parental substance use conditions are included in this profile.

JUVENILE COURT REFERRALS

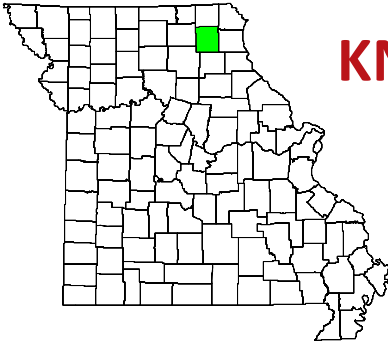
	2023	2022	2021
Child Abuse	0	0	4
Child Neglect	62	49	82
Child Custody Issues	23	40	37
Juvenile Violent Offenses	55	60	53
Juvenile Alcohol Offenses	8	11	2
Juvenile Drug Offenses	16	21	14
School Truancy	25	28	29
Absent from Home	3	27	18
Beyond Parental Control	25	37	32
Injurious Behavior	124	69	71

Source: Missouri Office of State Courts Administrator.

CRIMINAL JUSTICE

	FY 2024	FY 2023	FY 2022
Treatment Court Participants	94	83	78
Drug Conviction: Probation	38	42	32
Drug Conviction: Prison	27	20	26
Drug Conviction: Parole	35	24	26
DWI Conviction: Probation	16	13	10
DWI Conviction: Prison	1	0	3
DWI Conviction: Parole	3	3	2

Sources: Missouri Office of State Courts Administrator; Missouri Department of Corrections.



KNOX COUNTY

Data on this page pertain to the map area shaded green.

DEMOGRAPHICS

	2023	2022	2021
Population Estimate	3,723	3,776	3,787
Labor Force	1,662	1,689	1,729
Employed	1,609	1,645	1,676
Unemployed	53	44	53
Unemployment Rate	3.2%	2.6%	3.1%
Median Household Income	-----	\$49,552	\$45,464
Poverty Estimate, Individuals of All Ages	-----	577	642
Poverty Estimate, Children Under Age 18	-----	235	255

Source: U.S. Bureau of the Census.

BIRTHS AND DEATHS

	2023	2022	2021
Resident Births	50	50	43
Resident Deaths	62	51	67
Suicide	1	3	0
Homicide	0	0	0
Alcohol Induced Deaths	0	0	0
Drug Induced Deaths	0	0	2
Smoking Attributable Deaths	14	10	9

Source: Missouri Department of Health and Senior Services

IMPAIRED DRIVING

	2023	2022	2021
Alcohol Involved Fatal Crashes	0	0	0
Alcohol Involved Injury Crashes	1	1	2
Alcohol Involved Property Damage Crashes	2	2	0
Killed in Alcohol Involved Crashes	0	0	0
Injured in Alcohol Involved Crashes	1	1	2
Drug Involved Fatal Crashes	0	0	0
Drug Involved Injury Crashes	0	0	1
Drug Involved Property Damage Crashes	1	0	0
Killed in Drug Involved Crashes	0	0	0
Injured in Drug Involved Crashes	0	0	1

Source: Missouri Department of Public Safety, Missouri State Highway Patrol.

POLICE REPORTS

	2023	2022	2021
DUI Arrests, DWI Tracking System	4	11	4
Liquor Law Arrests	0	0	0
Drug Arrests	0	0	0
Violent Offenses		0	0
Domestic Violence Reports	0	0	0
Property Offenses	0	4	0

Source: Missouri Department of Public Safety, Missouri State Highway Patrol.

SCHOOL REPORTS

	2022-23	2021-22
Reported School Suspensions	9	0
Reported Substance Related Suspensions	9	0
Reported Violence or Weapon Suspensions	0	0
Enrollment Grades K-8	283	281
Enrollment Grades 9-12	155	131
Dropouts	0	0

Source: Missouri Department of Elementary and Secondary Education. County-level data are aggregated by school district. Reported suspensions and dropouts fewer than five (5) in a district are suppressed and represented as zero (0) in the county totals.

----- Indicates data not currently available

HOSPITAL / EMERGENCY ROOM

Principal Disorder	2022	2021	2020
Alcohol Use: E.R. Services, then Discharged	2	2	3
Alcohol Use: E.R. Services, then Admitted	0	0	0
Alcohol Use: Admitted without E.R. Services	0	0	0
Drug Use: E.R. Services, then Discharged	1	1	4
Drug Use: E.R. Services, then Admitted	1	0	0
Drug Use: Admitted without E.R. Services	0	0	0
Mental: E.R. Services, then Discharged	22	23	20
Mental: E.R. Services, then Admitted	9	8	7
Mental: Admitted without E.R. Services	3	12	9

Related Disorder

Alcohol Use: E.R. Services, then Discharged	4	3	3
Alcohol Use: E.R. Services, then Admitted	0	1	2
Alcohol Use: Admitted without E.R. Services	4	1	5
Drug Use: E.R. Services, then Discharged	7	4	6
Drug Use: E.R. Services, then Admitted	7	4	4
Drug Use: Admitted without E.R. Services	11	7	29

Source: Missouri Department of Health and Senior Services. Hospital encounters are categorized based on ICD-10 diagnosis codes. Beginning with 2020 data, individuals with more than one encounter for a substance use or mental disorder are counted for each encounter they have during the calendar year. Related disorders are those that are listed with a secondary diagnosis.

JUVENILE PLACEMENTS

	2023	2022	2021
Total Out-of-Home Placements	7	2	22
Parent/Caretaker Alcohol Use Reported	0	0	0
Parent/Caretaker Drug Use Reported	1	2	10

Source: Missouri Department of Social Services, Children's Division. Multiple factors are often considered when a child is placed out of the home. Removals involving parental substance use conditions are included in this profile.

JUVENILE COURT REFERRALS

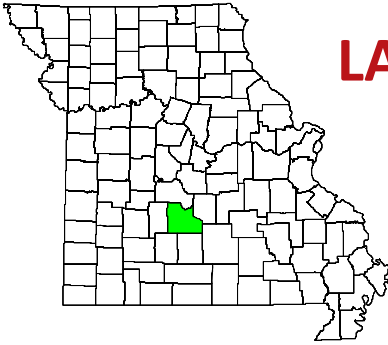
	2023	2022	2021
Child Abuse	0	2	1
Child Neglect	7	3	24
Child Custody Issues	0	0	0
Juvenile Violent Offenses	0	2	0
Juvenile Alcohol Offenses	4	1	0
Juvenile Drug Offenses	4	1	1
School Truancy	4	3	3
Absent from Home	0	0	1
Beyond Parental Control	4	1	0
Injurious Behavior	6	4	3

Source: Missouri Office of State Courts Administrator.

CRIMINAL JUSTICE

	FY 2024	FY 2023	FY 2022
Treatment Court Participants	0	0	0
Drug Conviction: Probation	1	2	4
Drug Conviction: Prison	2	3	1
Drug Conviction: Parole	0	1	1
DWI Conviction: Probation	0	0	1
DWI Conviction: Prison	0	0	0
DWI Conviction: Parole	0	0	0

Sources: Missouri Office of State Courts Administrator; Missouri Department of Corrections.



LACLEDE COUNTY

Data on this page pertain to the map area shaded green.

DEMOGRAPHICS

	2023	2022	2021
Population Estimate	36,680	36,313	36,135
Labor Force	16,777	16,510	16,514
Employed	16,233	16,093	15,802
Unemployed	544	417	712
Unemployment Rate	3.2%	2.5%	4.3%
Median Household Income	-----	\$53,224	\$46,405
Poverty Estimate, Individuals of All Ages	-----	5,375	5,599
Poverty Estimate, Children Under Age 18	-----	1,754	1,908

Source: U.S. Bureau of the Census.

BIRTHS AND DEATHS

	2023	2022	2021
Resident Births	456	455	482
Resident Deaths	504	498	564
Suicide	8	6	12
Homicide	2	3	3
Alcohol Induced Deaths	7	2	6
Drug Induced Deaths	18	6	10
Smoking Attributable Deaths	88	92	80

Source: Missouri Department of Health and Senior Services

IMPAIRED DRIVING

	2023	2022	2021
Alcohol Involved Fatal Crashes	0	4	0
Alcohol Involved Injury Crashes	12	16	12
Alcohol Involved Property Damage Crashes	30	18	22
Killed in Alcohol Involved Crashes	0	4	0
Injured in Alcohol Involved Crashes	16	28	16
Drug Involved Fatal Crashes	0	1	1
Drug Involved Injury Crashes	2	6	9
Drug Involved Property Damage Crashes	4	7	8
Killed in Drug Involved Crashes	0	1	1
Injured in Drug Involved Crashes	2	13	15

Source: Missouri Department of Public Safety, Missouri State Highway Patrol.

POLICE REPORTS

	2023	2022	2021
DUI Arrests, DWI Tracking System	143	136	125
Liquor Law Arrests	0	1	6
Drug Arrests	126	199	108
Violent Offenses	65	80	123
Domestic Violence Reports	171	192	268
Property Offenses	490	648	816

Source: Missouri Department of Public Safety, Missouri State Highway Patrol.

SCHOOL REPORTS

	2022-23	2021-22
Reported School Suspensions	245	194
Reported Substance Related Suspensions	76	44
Reported Violence or Weapon Suspensions	11	14
Enrollment Grades K-8	3,751	3,758
Enrollment Grades 9-12	1,741	1,719
Dropouts	32	21

Source: Missouri Department of Elementary and Secondary Education. County-level data are aggregated by school district. Reported suspensions and dropouts fewer than five (5) in a district are suppressed and represented as zero (0) in the county totals.

----- Indicates data not currently available

HOSPITAL / EMERGENCY ROOM

Principal Disorder	2022	2021	2020
Alcohol Use: E.R. Services, then Discharged	89	126	118
Alcohol Use: E.R. Services, then Admitted	32	13	17
Alcohol Use: Admitted without E.R. Services	24	13	10
Drug Use: E.R. Services, then Discharged	124	111	130
Drug Use: E.R. Services, then Admitted	15	8	11
Drug Use: Admitted without E.R. Services	27	15	28
Mental: E.R. Services, then Discharged	295	407	425
Mental: E.R. Services, then Admitted	49	69	98
Mental: Admitted without E.R. Services	217	243	231

Related Disorder

Alcohol Use: E.R. Services, then Discharged	113	101	89
Alcohol Use: E.R. Services, then Admitted	85	77	88
Alcohol Use: Admitted without E.R. Services	110	62	81
Drug Use: E.R. Services, then Discharged	264	202	197
Drug Use: E.R. Services, then Admitted	117	100	131
Drug Use: Admitted without E.R. Services	169	153	146

Source: Missouri Department of Health and Senior Services. Hospital encounters are categorized based on ICD-10 diagnosis codes. Beginning with 2020 data, individuals with more than one encounter for a substance use or mental disorder are counted for each encounter they have during the calendar year. Related disorders are those that are listed with a secondary diagnosis.

JUVENILE PLACEMENTS

	2023	2022	2021
Total Out-of-Home Placements	53	29	63
Parent/Caretaker Alcohol Use Reported	0	3	0
Parent/Caretaker Drug Use Reported	14	11	30

Source: Missouri Department of Social Services, Children's Division. Multiple factors are often considered when a child is placed out of the home. Removals involving parental substance use conditions are included in this profile.

JUVENILE COURT REFERRALS

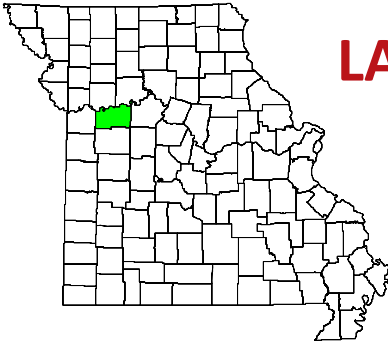
	2023	2022	2021
Child Abuse	20	15	33
Child Neglect	32	21	81
Child Custody Issues	80	106	120
Juvenile Violent Offenses	44	34	30
Juvenile Alcohol Offenses	15	2	3
Juvenile Drug Offenses	9	14	9
School Truancy	56	71	57
Absent from Home	8	0	4
Beyond Parental Control	11	6	3
Injurious Behavior	95	46	81

Source: Missouri Office of State Courts Administrator.

CRIMINAL JUSTICE

	FY 2024	FY 2023	FY 2022
Treatment Court Participants	2	6	4
Drug Conviction: Probation	117	91	95
Drug Conviction: Prison	71	71	81
Drug Conviction: Parole	52	77	72
DWI Conviction: Probation	10	11	5
DWI Conviction: Prison	6	2	0
DWI Conviction: Parole	2	0	2

Sources: Missouri Office of State Courts Administrator; Missouri Department of Corrections.



LAFAYETTE COUNTY

Data on this page pertain to the map area shaded green.

DEMOGRAPHICS

	2023	2022	2021
Population Estimate	33,196	32,961	32,832
Labor Force	16,866	16,764	16,674
Employed	16,376	16,324	15,963
Unemployed	490	440	711
Unemployment Rate	2.9%	2.6%	4.3%
Median Household Income	-----	\$70,457	\$68,142
Poverty Estimate, Individuals of All Ages	-----	3,568	3,372
Poverty Estimate, Children Under Age 18	-----	1,009	1,107

Source: U.S. Bureau of the Census.

BIRTHS AND DEATHS

	2023	2022	2021
Resident Births	358	377	342
Resident Deaths	433	439	470
Suicide	6	6	7
Homicide	0	1	0
Alcohol Induced Deaths	3	2	4
Drug Induced Deaths	6	8	6
Smoking Attributable Deaths	74	58	55

Source: Missouri Department of Health and Senior Services

IMPAIRED DRIVING

	2023	2022	2021
Alcohol Involved Fatal Crashes	3	1	3
Alcohol Involved Injury Crashes	7	14	9
Alcohol Involved Property Damage Crashes	25	26	24
Killed in Alcohol Involved Crashes	3	1	4
Injured in Alcohol Involved Crashes	9	24	10
Drug Involved Fatal Crashes	0	0	1
Drug Involved Injury Crashes	6	0	2
Drug Involved Property Damage Crashes	5	3	3
Killed in Drug Involved Crashes	0	0	1
Injured in Drug Involved Crashes	8	0	4

Source: Missouri Department of Public Safety, Missouri State Highway Patrol.

POLICE REPORTS

	2023	2022	2021
DUI Arrests, DWI Tracking System	123	127	154
Liquor Law Arrests	6	5	3
Drug Arrests	90	108	110
Violent Offenses	75	15	16
Domestic Violence Reports	155	73	69
Property Offenses	229	183	154

Source: Missouri Department of Public Safety, Missouri State Highway Patrol.

SCHOOL REPORTS

	2022-23	2021-22
Reported School Suspensions	78	32
Reported Substance Related Suspensions	23	6
Reported Violence or Weapon Suspensions	0	0
Enrollment Grades K-8	3,308	3,349
Enrollment Grades 9-12	1,678	1,591
Dropouts	25	7

Source: Missouri Department of Elementary and Secondary Education. County-level data are aggregated by school district. Reported suspensions and dropouts fewer than five (5) in a district are suppressed and represented as zero (0) in the county totals.

----- Indicates data not currently available

HOSPITAL / EMERGENCY ROOM

Principal Disorder	2022	2021	2020
Alcohol Use: E.R. Services, then Discharged	75	77	67
Alcohol Use: E.R. Services, then Admitted	21	12	20
Alcohol Use: Admitted without E.R. Services	25	22	28
Drug Use: E.R. Services, then Discharged	111	49	50
Drug Use: E.R. Services, then Admitted	15	4	6
Drug Use: Admitted without E.R. Services	25	13	11
Mental: E.R. Services, then Discharged	296	368	324
Mental: E.R. Services, then Admitted	12	23	14
Mental: Admitted without E.R. Services	204	250	244

Related Disorder

Alcohol Use: E.R. Services, then Discharged	86	63	77
Alcohol Use: E.R. Services, then Admitted	60	68	70
Alcohol Use: Admitted without E.R. Services	91	83	82
Drug Use: E.R. Services, then Discharged	316	89	102
Drug Use: E.R. Services, then Admitted	72	97	89
Drug Use: Admitted without E.R. Services	137	163	134

Source: Missouri Department of Health and Senior Services. Hospital encounters are categorized based on ICD-10 diagnosis codes. Beginning with 2020 data, individuals with more than one encounter for a substance use or mental disorder are counted for each encounter they have during the calendar year. Related disorders are those that are listed with a secondary diagnosis.

JUVENILE PLACEMENTS

	2023	2022	2021
Total Out-of-Home Placements	12	18	18
Parent/Caretaker Alcohol Use Reported	2	2	2
Parent/Caretaker Drug Use Reported	4	1	6

Source: Missouri Department of Social Services, Children's Division. Multiple factors are often considered when a child is placed out of the home. Removals involving parental substance use conditions are included in this profile.

JUVENILE COURT REFERRALS

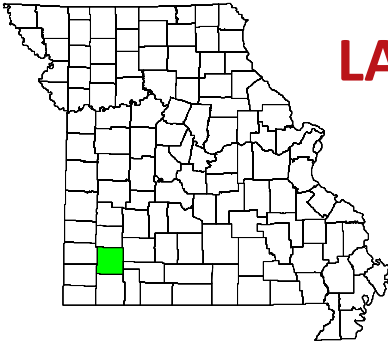
	2023	2022	2021
Child Abuse	3	5	3
Child Neglect	15	19	18
Child Custody Issues	1	1	1
Juvenile Violent Offenses	63	56	30
Juvenile Alcohol Offenses	9	1	9
Juvenile Drug Offenses	10	24	11
School Truancy	18	13	12
Absent from Home	12	14	10
Beyond Parental Control	34	32	20
Injurious Behavior	49	28	22

Source: Missouri Office of State Courts Administrator.

CRIMINAL JUSTICE

	FY 2024	FY 2023	FY 2022
Treatment Court Participants	18	19	13
Drug Conviction: Probation	69	78	122
Drug Conviction: Prison	71	88	113
Drug Conviction: Parole	64	81	92
DWI Conviction: Probation	14	10	5
DWI Conviction: Prison	7	2	4
DWI Conviction: Parole	3	2	6

Sources: Missouri Office of State Courts Administrator; Missouri Department of Corrections.



LAWRENCE COUNTY

Data on this page pertain to the map area shaded green.

DEMOGRAPHICS

	2023	2022	2021
Population Estimate	38,872	38,683	38,268
Labor Force	17,083	17,057	17,457
Employed	16,555	16,641	16,752
Unemployed	528	416	705
Unemployment Rate	3.1%	2.4%	4.0%
Median Household Income	-----	\$58,031	\$51,385
Poverty Estimate, Individuals of All Ages	-----	5,072	5,485
Poverty Estimate, Children Under Age 18	-----	1,697	1,914

Source: U.S. Bureau of the Census.

BIRTHS AND DEATHS

	2023	2022	2021
Resident Births	497	509	484
Resident Deaths	471	537	580
Suicide	11	9	8
Homicide	0	2	2
Alcohol Induced Deaths	6	5	4
Drug Induced Deaths	9	5	11
Smoking Attributable Deaths	78	73	78

Source: Missouri Department of Health and Senior Services

IMPAIRED DRIVING

	2023	2022	2021
Alcohol Involved Fatal Crashes	2	3	1
Alcohol Involved Injury Crashes	15	13	11
Alcohol Involved Property Damage Crashes	18	16	14
Killed in Alcohol Involved Crashes	2	3	1
Injured in Alcohol Involved Crashes	18	16	13
Drug Involved Fatal Crashes	1	1	2
Drug Involved Injury Crashes	3	4	3
Drug Involved Property Damage Crashes	5	3	8
Killed in Drug Involved Crashes	4	1	2
Injured in Drug Involved Crashes	10	6	4

Source: Missouri Department of Public Safety, Missouri State Highway Patrol.

POLICE REPORTS

	2023	2022	2021
DUI Arrests, DWI Tracking System	252	187	162
Liquor Law Arrests	1	8	4
Drug Arrests	86	139	55
Violent Offenses	71	110	143
Domestic Violence Reports	185	204	210
Property Offenses	397	466	616

Source: Missouri Department of Public Safety, Missouri State Highway Patrol.

SCHOOL REPORTS

	2022-23	2021-22
Reported School Suspensions	31	26
Reported Substance Related Suspensions	11	0
Reported Violence or Weapon Suspensions	0	0
Enrollment Grades K-8	3,727	3,742
Enrollment Grades 9-12	1,759	1,763
Dropouts	11	24

Source: Missouri Department of Elementary and Secondary Education. County-level data are aggregated by school district. Reported suspensions and dropouts fewer than five (5) in a district are suppressed and represented as zero (0) in the county totals.

----- Indicates data not currently available

HOSPITAL / EMERGENCY ROOM

Principal Disorder	2022	2021	2020
Alcohol Use: E.R. Services, then Discharged	126	108	72
Alcohol Use: E.R. Services, then Admitted	25	43	41
Alcohol Use: Admitted without E.R. Services	15	13	13
Drug Use: E.R. Services, then Discharged	123	88	83
Drug Use: E.R. Services, then Admitted	31	24	30
Drug Use: Admitted without E.R. Services	24	14	21
Mental: E.R. Services, then Discharged	288	294	286
Mental: E.R. Services, then Admitted	131	138	137
Mental: Admitted without E.R. Services	134	117	141

Related Disorder

Alcohol Use: E.R. Services, then Discharged	99	131	75
Alcohol Use: E.R. Services, then Admitted	108	136	112
Alcohol Use: Admitted without E.R. Services	53	59	54
Drug Use: E.R. Services, then Discharged	201	196	108
Drug Use: E.R. Services, then Admitted	176	212	170
Drug Use: Admitted without E.R. Services	155	96	115

Source: Missouri Department of Health and Senior Services. Hospital encounters are categorized based on ICD-10 diagnosis codes. Beginning with 2020 data, individuals with more than one encounter for a substance use or mental disorder are counted for each encounter they have during the calendar year. Related disorders are those that are listed with a secondary diagnosis.

JUVENILE PLACEMENTS

	2023	2022	2021
Total Out-of-Home Placements	39	49	74
Parent/Caretaker Alcohol Use Reported	4	0	3
Parent/Caretaker Drug Use Reported	16	24	38

Source: Missouri Department of Social Services, Children's Division. Multiple factors are often considered when a child is placed out of the home. Removals involving parental substance use conditions are included in this profile.

JUVENILE COURT REFERRALS

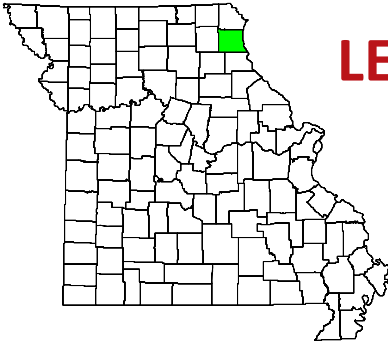
	2023	2022	2021
Child Abuse	5	2	2
Child Neglect	29	48	125
Child Custody Issues	38	60	77
Juvenile Violent Offenses	45	55	67
Juvenile Alcohol Offenses	10	10	0
Juvenile Drug Offenses	13	29	18
School Truancy	0	0	0
Absent from Home	30	32	32
Beyond Parental Control	5	17	21
Injurious Behavior	53	49	26

Source: Missouri Office of State Courts Administrator.

CRIMINAL JUSTICE

	FY 2024	FY 2023	FY 2022
Treatment Court Participants	80	81	92
Drug Conviction: Probation	66	86	55
Drug Conviction: Prison	26	41	35
Drug Conviction: Parole	26	41	37
DWI Conviction: Probation	15	14	13
DWI Conviction: Prison	4	5	7
DWI Conviction: Parole	5	6	4

Sources: Missouri Office of State Courts Administrator; Missouri Department of Corrections.



LEWIS COUNTY

Data on this page pertain to the map area shaded green.

DEMOGRAPHICS

	2023	2022	2021
Population Estimate	9,818	9,891	9,986
Labor Force	4,724	4,729	4,826
Employed	4,586	4,620	4,657
Unemployed	138	109	169
Unemployment Rate	2.9%	2.3%	3.5%
Median Household Income	-----	\$57,053	\$47,136
Poverty Estimate, Individuals of All Ages	-----	1,204	1,383
Poverty Estimate, Children Under Age 18	-----	399	406

Source: U.S. Bureau of the Census.

BIRTHS AND DEATHS

	2023	2022	2021
Resident Births	95	86	89
Resident Deaths	127	131	155
Suicide	1	1	2
Homicide	0	0	0
Alcohol Induced Deaths	1	0	2
Drug Induced Deaths	0	1	2
Smoking Attributable Deaths	18	17	20

Source: Missouri Department of Health and Senior Services

IMPAIRED DRIVING

	2023	2022	2021
Alcohol Involved Fatal Crashes	0	1	1
Alcohol Involved Injury Crashes	2	2	2
Alcohol Involved Property Damage Crashes	4	7	2
Killed in Alcohol Involved Crashes	0	1	1
Injured in Alcohol Involved Crashes	3	3	2
Drug Involved Fatal Crashes	0	0	0
Drug Involved Injury Crashes	0	0	1
Drug Involved Property Damage Crashes	0	2	1
Killed in Drug Involved Crashes	0	0	0
Injured in Drug Involved Crashes	0	0	1

Source: Missouri Department of Public Safety, Missouri State Highway Patrol.

POLICE REPORTS

	2023	2022	2021
DUI Arrests, DWI Tracking System	39	39	30
Liquor Law Arrests	0	0	2
Drug Arrests	17	39	42
Violent Offenses		5	7
Domestic Violence Reports	26	36	35
Property Offenses	41	42	85

Source: Missouri Department of Public Safety, Missouri State Highway Patrol.

SCHOOL REPORTS

	2022-23	2021-22
Reported School Suspensions	31	22
Reported Substance Related Suspensions	8	0
Reported Violence or Weapon Suspensions	0	0
Enrollment Grades K-8	963	955
Enrollment Grades 9-12	404	423
Dropouts	0	0

Source: Missouri Department of Elementary and Secondary Education. County-level data are aggregated by school district. Reported suspensions and dropouts fewer than five (5) in a district are suppressed and represented as zero (0) in the county totals.

----- Indicates data not currently available

HOSPITAL / EMERGENCY ROOM

Principal Disorder	2022	2021	2020
Alcohol Use: E.R. Services, then Discharged	3	3	0
Alcohol Use: E.R. Services, then Admitted	2	0	4
Alcohol Use: Admitted without E.R. Services	0	0	1
Drug Use: E.R. Services, then Discharged	3	1	3
Drug Use: E.R. Services, then Admitted	2	1	1
Drug Use: Admitted without E.R. Services	2	3	0
Mental: E.R. Services, then Discharged	14	10	7
Mental: E.R. Services, then Admitted	5	1	6
Mental: Admitted without E.R. Services	12	30	13

Related Disorder

Alcohol Use: E.R. Services, then Discharged	1	6	4
Alcohol Use: E.R. Services, then Admitted	8	8	9
Alcohol Use: Admitted without E.R. Services	3	7	11
Drug Use: E.R. Services, then Discharged	4	15	9
Drug Use: E.R. Services, then Admitted	3	1	8
Drug Use: Admitted without E.R. Services	2	9	8

Source: Missouri Department of Health and Senior Services. Hospital encounters are categorized based on ICD-10 diagnosis codes. Beginning with 2020 data, individuals with more than one encounter for a substance use or mental disorder are counted for each encounter they have during the calendar year. Related disorders are those that are listed with a secondary diagnosis.

JUVENILE PLACEMENTS

	2023	2022	2021
Total Out-of-Home Placements	9	2	19
Parent/Caretaker Alcohol Use Reported	0	0	0
Parent/Caretaker Drug Use Reported	1	1	9

Source: Missouri Department of Social Services, Children's Division. Multiple factors are often considered when a child is placed out of the home. Removals involving parental substance use conditions are included in this profile.

JUVENILE COURT REFERRALS

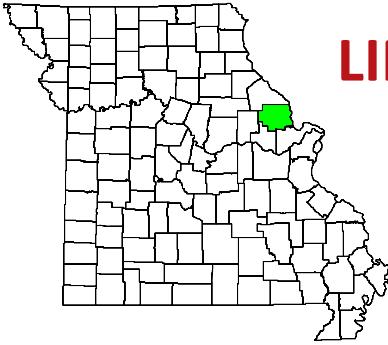
	2023	2022	2021
Child Abuse	5	0	4
Child Neglect	12	7	31
Child Custody Issues	0	0	0
Juvenile Violent Offenses	13	11	2
Juvenile Alcohol Offenses	1	4	0
Juvenile Drug Offenses	3	0	3
School Truancy	13	21	17
Absent from Home	1	1	0
Beyond Parental Control	7	9	11
Injurious Behavior	10	32	11

Source: Missouri Office of State Courts Administrator.

CRIMINAL JUSTICE

	FY 2024	FY 2023	FY 2022
Treatment Court Participants	24	25	16
Drug Conviction: Probation	11	12	15
Drug Conviction: Prison	2	5	1
Drug Conviction: Parole	8	4	3
DWI Conviction: Probation	1	3	1
DWI Conviction: Prison	0	1	0
DWI Conviction: Parole	0	1	0

Sources: Missouri Office of State Courts Administrator; Missouri Department of Corrections.



LINCOLN COUNTY

Data on this page pertain to the map area shaded green.

DEMOGRAPHICS

	2023	2022	2021
Population Estimate	64,699	63,155	61,654
Labor Force	29,571	29,329	29,307
Employed	28,646	28,562	27,956
Unemployed	925	767	1,351
Unemployment Rate	3.1%	2.6%	4.6%
Median Household Income	-----	\$77,913	\$76,182
Poverty Estimate, Individuals of All Ages	-----	6,143	5,657
Poverty Estimate, Children Under Age 18	-----	1,674	1,852

Source: U.S. Bureau of the Census.

BIRTHS AND DEATHS

	2023	2022	2021
Resident Births	769	852	807
Resident Deaths	619	623	607
Suicide	11	10	15
Homicide	7	4	2
Alcohol Induced Deaths	8	12	9
Drug Induced Deaths	29	28	16
Smoking Attributable Deaths	99	86	85

Source: Missouri Department of Health and Senior Services

IMPAIRED DRIVING

	2023	2022	2021
Alcohol Involved Fatal Crashes	7	3	2
Alcohol Involved Injury Crashes	20	21	23
Alcohol Involved Property Damage Crashes	22	27	23
Killed in Alcohol Involved Crashes	12	3	2
Injured in Alcohol Involved Crashes	36	23	37
Drug Involved Fatal Crashes	1	2	2
Drug Involved Injury Crashes	0	6	6
Drug Involved Property Damage Crashes	4	1	6
Killed in Drug Involved Crashes	3	2	2
Injured in Drug Involved Crashes	2	8	8

Source: Missouri Department of Public Safety, Missouri State Highway Patrol.

POLICE REPORTS

	2023	2022	2021
DUI Arrests, DWI Tracking System	265	220	184
Liquor Law Arrests	22	18	1
Drug Arrests	89	191	71
Violent Offenses	180	174	449
Domestic Violence Reports	316	414	316
Property Offenses	465	555	325

Source: Missouri Department of Public Safety, Missouri State Highway Patrol.

SCHOOL REPORTS

	2022-23	2021-22
Reported School Suspensions	245	123
Reported Substance Related Suspensions	58	26
Reported Violence or Weapon Suspensions	0	9
Enrollment Grades K-8	6,400	6,441
Enrollment Grades 9-12	3,102	2,955
Dropouts	18	32

Source: Missouri Department of Elementary and Secondary Education. County-level data are aggregated by school district. Reported suspensions and dropouts fewer than five (5) in a district are suppressed and represented as zero (0) in the county totals.

----- Indicates data not currently available

HOSPITAL / EMERGENCY ROOM

Principal Disorder	2022	2021	2020
Alcohol Use: E.R. Services, then Discharged	148	113	135
Alcohol Use: E.R. Services, then Admitted	41	35	28
Alcohol Use: Admitted without E.R. Services	58	81	47
Drug Use: E.R. Services, then Discharged	199	97	126
Drug Use: E.R. Services, then Admitted	40	9	12
Drug Use: Admitted without E.R. Services	58	30	27
Mental: E.R. Services, then Discharged	639	601	532
Mental: E.R. Services, then Admitted	405	483	429
Mental: Admitted without E.R. Services	381	447	387

Related Disorder

Alcohol Use: E.R. Services, then Discharged	180	167	169
Alcohol Use: E.R. Services, then Admitted	251	275	265
Alcohol Use: Admitted without E.R. Services	175	146	175
Drug Use: E.R. Services, then Discharged	435	377	304
Drug Use: E.R. Services, then Admitted	360	380	339
Drug Use: Admitted without E.R. Services	248	302	260

Source: Missouri Department of Health and Senior Services. Hospital encounters are categorized based on ICD-10 diagnosis codes. Beginning with 2020 data, individuals with more than one encounter for a substance use or mental disorder are counted for each encounter they have during the calendar year. Related disorders are those that are listed with a secondary diagnosis.

JUVENILE PLACEMENTS

	2023	2022	2021
Total Out-of-Home Placements	65	53	63
Parent/Caretaker Alcohol Use Reported	1	3	0
Parent/Caretaker Drug Use Reported	12	16	42

Source: Missouri Department of Social Services, Children's Division. Multiple factors are often considered when a child is placed out of the home. Removals involving parental substance use conditions are included in this profile.

JUVENILE COURT REFERRALS

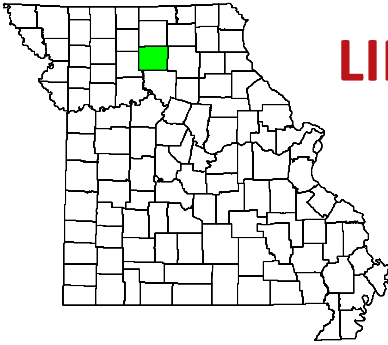
	2023	2022	2021
Child Abuse	139	85	9
Child Neglect	110	70	193
Child Custody Issues	6	18	11
Juvenile Violent Offenses	91	76	49
Juvenile Alcohol Offenses	12	6	1
Juvenile Drug Offenses	12	10	7
School Truancy	154	119	137
Absent from Home	39	28	43
Beyond Parental Control	9	3	0
Injurious Behavior	60	26	22

Source: Missouri Office of State Courts Administrator.

CRIMINAL JUSTICE

	FY 2024	FY 2023	FY 2022
Treatment Court Participants	66	79	95
Drug Conviction: Probation	32	44	36
Drug Conviction: Prison	15	30	43
Drug Conviction: Parole	36	38	34
DWI Conviction: Probation	9	8	7
DWI Conviction: Prison	3	1	5
DWI Conviction: Parole	0	2	3

Sources: Missouri Office of State Courts Administrator; Missouri Department of Corrections.



LINN COUNTY

Data on this page pertain to the map area shaded green.

DEMOGRAPHICS

	2023	2022	2021
Population Estimate	11,791	11,820	11,843
Labor Force	5,078	5,097	5,077
Employed	4,884	4,947	4,801
Unemployed	194	150	276
Unemployment Rate	3.8%	2.9%	5.4%
Median Household Income	-----	\$52,831	\$49,490
Poverty Estimate, Individuals of All Ages	-----	1,564	1,716
Poverty Estimate, Children Under Age 18	-----	522	598

Source: U.S. Bureau of the Census.

BIRTHS AND DEATHS

	2023	2022	2021
Resident Births	130	131	138
Resident Deaths	190	175	186
Suicide	3	0	3
Homicide	0	0	0
Alcohol Induced Deaths	2	1	1
Drug Induced Deaths	0	1	2
Smoking Attributable Deaths	28	37	21

Source: Missouri Department of Health and Senior Services

IMPAIRED DRIVING

	2023	2022	2021
Alcohol Involved Fatal Crashes	0	0	0
Alcohol Involved Injury Crashes	4	6	4
Alcohol Involved Property Damage Crashes	3	8	3
Killed in Alcohol Involved Crashes	0	0	0
Injured in Alcohol Involved Crashes	5	7	4
Drug Involved Fatal Crashes	0	0	0
Drug Involved Injury Crashes	1	0	4
Drug Involved Property Damage Crashes	1	0	3
Killed in Drug Involved Crashes	0	0	0
Injured in Drug Involved Crashes	1	0	5

Source: Missouri Department of Public Safety, Missouri State Highway Patrol.

POLICE REPORTS

	2023	2022	2021
DUI Arrests, DWI Tracking System	69	62	83
Liquor Law Arrests	6	0	5
Drug Arrests	24	55	79
Violent Offenses	14	27	30
Domestic Violence Reports	78	52	63
Property Offenses	69	55	83

Source: Missouri Department of Public Safety, Missouri State Highway Patrol.

SCHOOL REPORTS

	2022-23	2021-22
Reported School Suspensions	5	0
Reported Substance Related Suspensions	0	0
Reported Violence or Weapon Suspensions	0	0
Enrollment Grades K-8	1,285	1,254
Enrollment Grades 9-12	661	722
Dropouts	11	17

Source: Missouri Department of Elementary and Secondary Education. County-level data are aggregated by school district. Reported suspensions and dropouts fewer than five (5) in a district are suppressed and represented as zero (0) in the county totals.

----- Indicates data not currently available

HOSPITAL / EMERGENCY ROOM

Principal Disorder	2022	2021	2020
Alcohol Use: E.R. Services, then Discharged	22	11	15
Alcohol Use: E.R. Services, then Admitted	1	3	6
Alcohol Use: Admitted without E.R. Services	1	12	4
Drug Use: E.R. Services, then Discharged	23	11	2
Drug Use: E.R. Services, then Admitted	1	7	0
Drug Use: Admitted without E.R. Services	6	2	4
Mental: E.R. Services, then Discharged	101	129	120
Mental: E.R. Services, then Admitted	21	27	38
Mental: Admitted without E.R. Services	59	62	84
Related Disorder			
Alcohol Use: E.R. Services, then Discharged	27	30	18
Alcohol Use: E.R. Services, then Admitted	3	11	17
Alcohol Use: Admitted without E.R. Services	35	28	32
Drug Use: E.R. Services, then Discharged	161	37	32
Drug Use: E.R. Services, then Admitted	13	17	30
Drug Use: Admitted without E.R. Services	57	39	49

Source: Missouri Department of Health and Senior Services. Hospital encounters are categorized based on ICD-10 diagnosis codes. Beginning with 2020 data, individuals with more than one encounter for a substance use or mental disorder are counted for each encounter they have during the calendar year. Related disorders are those that are listed with a secondary diagnosis.

JUVENILE PLACEMENTS

	2023	2022	2021
Total Out-of-Home Placements	18	20	35
Parent/Caretaker Alcohol Use Reported	1	1	0
Parent/Caretaker Drug Use Reported	2	7	14

Source: Missouri Department of Social Services, Children's Division. Multiple factors are often considered when a child is placed out of the home. Removals involving parental substance use conditions are included in this profile.

JUVENILE COURT REFERRALS

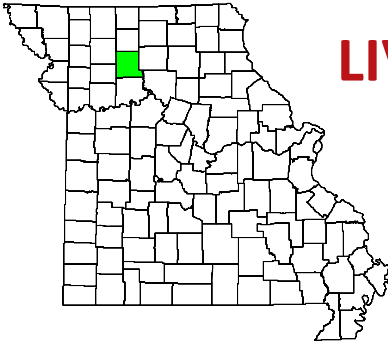
	2023	2022	2021
Child Abuse	0	2	0
Child Neglect	23	33	33
Child Custody Issues	1	1	1
Juvenile Violent Offenses	9	5	4
Juvenile Alcohol Offenses	0	3	0
Juvenile Drug Offenses	1	0	0
School Truancy	0	10	16
Absent from Home	1	0	0
Beyond Parental Control	3	2	2
Injurious Behavior	42	67	54

Source: Missouri Office of State Courts Administrator.

CRIMINAL JUSTICE

	FY 2024	FY 2023	FY 2022
Treatment Court Participants	29	40	46
Drug Conviction: Probation	13	27	62
Drug Conviction: Prison	19	20	19
Drug Conviction: Parole	27	30	20
DWI Conviction: Probation	2	1	8
DWI Conviction: Prison	1	1	0
DWI Conviction: Parole	0	0	0

Sources: Missouri Office of State Courts Administrator; Missouri Department of Corrections.



LIVINGSTON COUNTY

Data on this page pertain to the map area shaded green.

DEMOGRAPHICS

	2023	2022	2021
Population Estimate	14,557	14,402	14,223
Labor Force	7,009	7,181	7,256
Employed	6,842	7,039	7,037
Unemployed	167	142	219
Unemployment Rate	2.4%	2.0%	3.0%
Median Household Income	-----	\$56,654	\$51,789
Poverty Estimate, Individuals of All Ages	-----	1,896	1,867
Poverty Estimate, Children Under Age 18	-----	513	569

Source: U.S. Bureau of the Census.

BIRTHS AND DEATHS

	2023	2022	2021
Resident Births	156	153	158
Resident Deaths	176	214	220
Suicide	0	3	1
Homicide	0	0	0
Alcohol Induced Deaths	1	2	3
Drug Induced Deaths	2	7	3
Smoking Attributable Deaths	23	27	28

Source: Missouri Department of Health and Senior Services

IMPAIRED DRIVING

	2023	2022	2021
Alcohol Involved Fatal Crashes	0	0	1
Alcohol Involved Injury Crashes	3	3	5
Alcohol Involved Property Damage Crashes	7	2	1
Killed in Alcohol Involved Crashes	0	0	1
Injured in Alcohol Involved Crashes	5	3	9
Drug Involved Fatal Crashes	0	0	0
Drug Involved Injury Crashes	0	0	1
Drug Involved Property Damage Crashes	5	1	0
Killed in Drug Involved Crashes	0	0	0
Injured in Drug Involved Crashes	0	0	2

Source: Missouri Department of Public Safety, Missouri State Highway Patrol.

POLICE REPORTS

	2023	2022	2021
DUI Arrests, DWI Tracking System	69	61	49
Liquor Law Arrests	10	5	15
Drug Arrests	76	81	73
Violent Offenses	39	19	28
Domestic Violence Reports	53	49	58
Property Offenses	123	134	176

Source: Missouri Department of Public Safety, Missouri State Highway Patrol.

SCHOOL REPORTS

	2022-23	2021-22
Reported School Suspensions	11	13
Reported Substance Related Suspensions	0	0
Reported Violence or Weapon Suspensions	0	0
Enrollment Grades K-8	1,298	1,287
Enrollment Grades 9-12	667	683
Dropouts	0	0

Source: Missouri Department of Elementary and Secondary Education. County-level data are aggregated by school district. Reported suspensions and dropouts fewer than five (5) in a district are suppressed and represented as zero (0) in the county totals.

----- Indicates data not currently available

HOSPITAL / EMERGENCY ROOM

Principal Disorder	2022	2021	2020
Alcohol Use: E.R. Services, then Discharged	42	28	23
Alcohol Use: E.R. Services, then Admitted	4	26	4
Alcohol Use: Admitted without E.R. Services	19	17	15
Drug Use: E.R. Services, then Discharged	35	19	13
Drug Use: E.R. Services, then Admitted	1	2	4
Drug Use: Admitted without E.R. Services	14	2	2
Mental: E.R. Services, then Discharged	162	139	137
Mental: E.R. Services, then Admitted	3	16	26
Mental: Admitted without E.R. Services	106	139	136

Related Disorder

Alcohol Use: E.R. Services, then Discharged	54	45	51
Alcohol Use: E.R. Services, then Admitted	4	13	18
Alcohol Use: Admitted without E.R. Services	59	48	52
Drug Use: E.R. Services, then Discharged	95	64	47
Drug Use: E.R. Services, then Admitted	4	14	15
Drug Use: Admitted without E.R. Services	69	79	67

Source: Missouri Department of Health and Senior Services. Hospital encounters are categorized based on ICD-10 diagnosis codes. Beginning with 2020 data, individuals with more than one encounter for a substance use or mental disorder are counted for each encounter they have during the calendar year. Related disorders are those that are listed with a secondary diagnosis.

JUVENILE PLACEMENTS

	2023	2022	2021
Total Out-of-Home Placements	33	27	26
Parent/Caretaker Alcohol Use Reported	0	5	2
Parent/Caretaker Drug Use Reported	3	13	7

Source: Missouri Department of Social Services, Children's Division. Multiple factors are often considered when a child is placed out of the home. Removals involving parental substance use conditions are included in this profile.

JUVENILE COURT REFERRALS

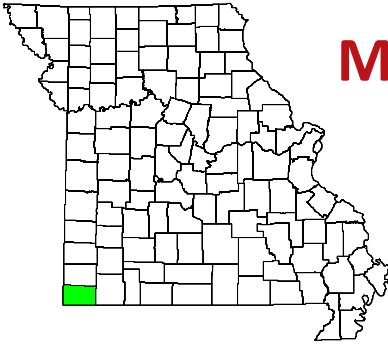
	2023	2022	2021
Child Abuse	94	74	31
Child Neglect	92	130	89
Child Custody Issues	0	0	4
Juvenile Violent Offenses	20	27	20
Juvenile Alcohol Offenses	5	4	6
Juvenile Drug Offenses	27	14	4
School Truancy	11	38	16
Absent from Home	22	12	3
Beyond Parental Control	6	10	11
Injurious Behavior	32	33	34

Source: Missouri Office of State Courts Administrator.

CRIMINAL JUSTICE

	FY 2024	FY 2023	FY 2022
Treatment Court Participants	0	0	0
Drug Conviction: Probation	41	29	25
Drug Conviction: Prison	44	48	50
Drug Conviction: Parole	53	52	70
DWI Conviction: Probation	0	3	4
DWI Conviction: Prison	0	2	3
DWI Conviction: Parole	7	2	4

Sources: Missouri Office of State Courts Administrator; Missouri Department of Corrections.



MC DONALD COUNTY

Data on this page pertain to the map area shaded green.

DEMOGRAPHICS

	2023	2022	2021
Population Estimate	23,903	23,588	23,428
Labor Force	11,336	11,061	10,608
Employed	10,967	10,792	10,199
Unemployed	369	269	409
Unemployment Rate	3.3%	2.4%	3.9%
Median Household Income	-----	\$50,100	\$41,784
Poverty Estimate, Individuals of All Ages	-----	3,689	4,129
Poverty Estimate, Children Under Age 18	-----	1,303	1,476

Source: U.S. Bureau of the Census.

BIRTHS AND DEATHS

	2023	2022	2021
Resident Births	322	317	337
Resident Deaths	289	299	303
Suicide	7	4	8
Homicide	1	2	3
Alcohol Induced Deaths	5	1	6
Drug Induced Deaths	2	2	1
Smoking Attributable Deaths	62	64	54

Source: Missouri Department of Health and Senior Services

IMPAIRED DRIVING

	2023	2022	2021
Alcohol Involved Fatal Crashes	0	2	0
Alcohol Involved Injury Crashes	19	20	13
Alcohol Involved Property Damage Crashes	19	23	8
Killed in Alcohol Involved Crashes	0	4	0
Injured in Alcohol Involved Crashes	25	31	16
Drug Involved Fatal Crashes	0	1	1
Drug Involved Injury Crashes	0	1	4
Drug Involved Property Damage Crashes	5	3	2
Killed in Drug Involved Crashes	0	3	1
Injured in Drug Involved Crashes	0	2	6

Source: Missouri Department of Public Safety, Missouri State Highway Patrol.

POLICE REPORTS

	2023	2022	2021
DUI Arrests, DWI Tracking System	145	145	138
Liquor Law Arrests	8	5	6
Drug Arrests	18	37	16
Violent Offenses	131	163	134
Domestic Violence Reports	98	108	95
Property Offenses	191	240	217

Source: Missouri Department of Public Safety, Missouri State Highway Patrol.

SCHOOL REPORTS

	2022-23	2021-22
Reported School Suspensions	42	56
Reported Substance Related Suspensions	22	26
Reported Violence or Weapon Suspensions	7	0
Enrollment Grades K-8	2,361	2,337
Enrollment Grades 9-12	1,053	1,087
Dropouts	6	18

Source: Missouri Department of Elementary and Secondary Education. County-level data are aggregated by school district. Reported suspensions and dropouts fewer than five (5) in a district are suppressed and represented as zero (0) in the county totals.

----- Indicates data not currently available

HOSPITAL / EMERGENCY ROOM

Principal Disorder	2022	2021	2020
Alcohol Use: E.R. Services, then Discharged	39	32	29
Alcohol Use: E.R. Services, then Admitted	13	4	28
Alcohol Use: Admitted without E.R. Services	9	12	19
Drug Use: E.R. Services, then Discharged	49	18	33
Drug Use: E.R. Services, then Admitted	15	31	26
Drug Use: Admitted without E.R. Services	15	9	13
Mental: E.R. Services, then Discharged	57	75	48
Mental: E.R. Services, then Admitted	71	91	69
Mental: Admitted without E.R. Services	77	89	73

Related Disorder

Alcohol Use: E.R. Services, then Discharged	33	27	43
Alcohol Use: E.R. Services, then Admitted	57	61	66
Alcohol Use: Admitted without E.R. Services	50	60	75
Drug Use: E.R. Services, then Discharged	65	61	73
Drug Use: E.R. Services, then Admitted	84	93	93
Drug Use: Admitted without E.R. Services	90	100	97

Source: Missouri Department of Health and Senior Services. Hospital encounters are categorized based on ICD-10 diagnosis codes. Beginning with 2020 data, individuals with more than one encounter for a substance use or mental disorder are counted for each encounter they have during the calendar year. Related disorders are those that are listed with a secondary diagnosis.

JUVENILE PLACEMENTS

	2023	2022	2021
Total Out-of-Home Placements	65	80	63
Parent/Caretaker Alcohol Use Reported	6	12	0
Parent/Caretaker Drug Use Reported	15	28	28

Source: Missouri Department of Social Services, Children's Division. Multiple factors are often considered when a child is placed out of the home. Removals involving parental substance use conditions are included in this profile.

JUVENILE COURT REFERRALS

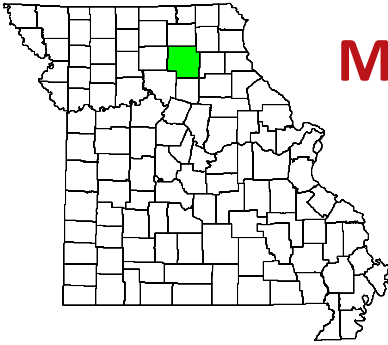
	2023	2022	2021
Child Abuse	18	4	2
Child Neglect	70	86	96
Child Custody Issues	0	0	1
Juvenile Violent Offenses	30	32	19
Juvenile Alcohol Offenses	8	4	4
Juvenile Drug Offenses	16	29	18
School Truancy	15	27	15
Absent from Home	9	9	12
Beyond Parental Control	30	31	11
Injurious Behavior	43	31	24

Source: Missouri Office of State Courts Administrator.

CRIMINAL JUSTICE

	FY 2024	FY 2023	FY 2022
Treatment Court Participants	32	38	49
Drug Conviction: Probation	14	10	10
Drug Conviction: Prison	4	7	3
Drug Conviction: Parole	5	11	11
DWI Conviction: Probation	6	8	10
DWI Conviction: Prison	2	3	4
DWI Conviction: Parole	4	7	6

Sources: Missouri Office of State Courts Administrator; Missouri Department of Corrections.



MACON COUNTY

Data on this page pertain to the map area shaded green.

DEMOGRAPHICS

	2023	2022	2021
Population Estimate	15,161	15,049	15,167
Labor Force	6,929	7,168	7,365
Employed	6,698	6,987	7,093
Unemployed	231	181	272
Unemployment Rate	3.3%	2.5%	3.7%
Median Household Income	-----	\$52,847	\$49,295
Poverty Estimate, Individuals of All Ages	-----	2,074	2,042
Poverty Estimate, Children Under Age 18	-----	642	704

Source: U.S. Bureau of the Census.

BIRTHS AND DEATHS

	2023	2022	2021
Resident Births	176	179	168
Resident Deaths	221	217	227
Suicide	4	4	5
Homicide	0	0	0
Alcohol Induced Deaths	1	1	2
Drug Induced Deaths	1	2	0
Smoking Attributable Deaths	41	31	36

Source: Missouri Department of Health and Senior Services

IMPAIRED DRIVING

	2023	2022	2021
Alcohol Involved Fatal Crashes	1	0	0
Alcohol Involved Injury Crashes	4	3	7
Alcohol Involved Property Damage Crashes	4	4	7
Killed in Alcohol Involved Crashes	1	0	0
Injured in Alcohol Involved Crashes	6	5	8
Drug Involved Fatal Crashes	0	0	0
Drug Involved Injury Crashes	1	0	0
Drug Involved Property Damage Crashes	0	2	0
Killed in Drug Involved Crashes	0	0	0
Injured in Drug Involved Crashes	1	0	0

Source: Missouri Department of Public Safety, Missouri State Highway Patrol.

POLICE REPORTS

	2023	2022	2021
DUI Arrests, DWI Tracking System	51	51	33
Liquor Law Arrests	2	0	4
Drug Arrests	42	52	30
Violent Offenses	19	18	10
Domestic Violence Reports	92	96	55
Property Offenses	117	156	159

Source: Missouri Department of Public Safety, Missouri State Highway Patrol.

SCHOOL REPORTS

	2022-23	2021-22
Reported School Suspensions	0	0
Reported Substance Related Suspensions	0	0
Reported Violence or Weapon Suspensions	0	0
Enrollment Grades K-8	1,327	1,313
Enrollment Grades 9-12	720	736
Dropouts	12	10

Source: Missouri Department of Elementary and Secondary Education. County-level data are aggregated by school district. Reported suspensions and dropouts fewer than five (5) in a district are suppressed and represented as zero (0) in the county totals.

----- Indicates data not currently available

HOSPITAL / EMERGENCY ROOM

Principal Disorder	2022	2021	2020
Alcohol Use: E.R. Services, then Discharged	15	16	25
Alcohol Use: E.R. Services, then Admitted	0	1	5
Alcohol Use: Admitted without E.R. Services	6	5	5
Drug Use: E.R. Services, then Discharged	18	13	10
Drug Use: E.R. Services, then Admitted	5	2	3
Drug Use: Admitted without E.R. Services	3	4	3
Mental: E.R. Services, then Discharged	132	103	93
Mental: E.R. Services, then Admitted	46	46	16
Mental: Admitted without E.R. Services	36	72	76

Related Disorder

Alcohol Use: E.R. Services, then Discharged	11	11	10
Alcohol Use: E.R. Services, then Admitted	13	16	20
Alcohol Use: Admitted without E.R. Services	31	35	36
Drug Use: E.R. Services, then Discharged	16	16	10
Drug Use: E.R. Services, then Admitted	27	19	19
Drug Use: Admitted without E.R. Services	39	33	42

Source: Missouri Department of Health and Senior Services. Hospital encounters are categorized based on ICD-10 diagnosis codes. Beginning with 2020 data, individuals with more than one encounter for a substance use or mental disorder are counted for each encounter they have during the calendar year. Related disorders are those that are listed with a secondary diagnosis.

JUVENILE PLACEMENTS

	2023	2022	2021
Total Out-of-Home Placements	24	21	29
Parent/Caretaker Alcohol Use Reported	0	2	1
Parent/Caretaker Drug Use Reported	13	7	7

Source: Missouri Department of Social Services, Children's Division. Multiple factors are often considered when a child is placed out of the home. Removals involving parental substance use conditions are included in this profile.

JUVENILE COURT REFERRALS

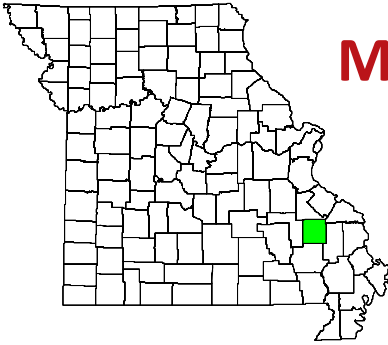
	2023	2022	2021
Child Abuse	0	6	4
Child Neglect	22	34	35
Child Custody Issues	0	2	3
Juvenile Violent Offenses	6	5	5
Juvenile Alcohol Offenses	1	0	0
Juvenile Drug Offenses	1	5	2
School Truancy	55	20	34
Absent from Home	2	5	4
Beyond Parental Control	21	13	13
Injurious Behavior	47	37	17

Source: Missouri Office of State Courts Administrator.

CRIMINAL JUSTICE

	FY 2024	FY 2023	FY 2022
Treatment Court Participants	23	21	21
Drug Conviction: Probation	24	26	26
Drug Conviction: Prison	11	12	12
Drug Conviction: Parole	13	10	15
DWI Conviction: Probation	5	2	2
DWI Conviction: Prison	1	2	0
DWI Conviction: Parole	0	1	1

Sources: Missouri Office of State Courts Administrator; Missouri Department of Corrections.



MADISON COUNTY

Data on this page pertain to the map area shaded green.

DEMOGRAPHICS

	2023	2022	2021
Population Estimate	12,698	12,753	12,671
Labor Force	5,217	5,366	5,473
Employed	5,024	5,211	5,231
Unemployed	193	155	242
Unemployment Rate	3.7%	2.9%	4.4%
Median Household Income	-----	\$47,068	\$46,428
Poverty Estimate, Individuals of All Ages	-----	2,228	1,727
Poverty Estimate, Children Under Age 18	-----	715	603

Source: U.S. Bureau of the Census.

BIRTHS AND DEATHS

	2023	2022	2021
Resident Births	115	122	133
Resident Deaths	172	193	217
Suicide	3	1	3
Homicide	0	0	0
Alcohol Induced Deaths	2	2	0
Drug Induced Deaths	2	5	4
Smoking Attributable Deaths	32	41	37

Source: Missouri Department of Health and Senior Services

IMPAIRED DRIVING

	2023	2022	2021
Alcohol Involved Fatal Crashes	1	1	0
Alcohol Involved Injury Crashes	5	5	6
Alcohol Involved Property Damage Crashes	3	5	10
Killed in Alcohol Involved Crashes	1	1	0
Injured in Alcohol Involved Crashes	7	5	7
Drug Involved Fatal Crashes	1	0	0
Drug Involved Injury Crashes	1	1	0
Drug Involved Property Damage Crashes	2	0	0
Killed in Drug Involved Crashes	1	0	0
Injured in Drug Involved Crashes	1	1	0

Source: Missouri Department of Public Safety, Missouri State Highway Patrol.

POLICE REPORTS

	2023	2022	2021
DUI Arrests, DWI Tracking System	44	37	55
Liquor Law Arrests	2	1	2
Drug Arrests	53	71	24
Violent Offenses	14	20	18
Domestic Violence Reports	44	36	76
Property Offenses	99	149	165

Source: Missouri Department of Public Safety, Missouri State Highway Patrol.

SCHOOL REPORTS

	2022-23	2021-22
Reported School Suspensions	40	38
Reported Substance Related Suspensions	11	0
Reported Violence or Weapon Suspensions	0	0
Enrollment Grades K-8	1,366	1,374
Enrollment Grades 9-12	621	633
Dropouts	0	0

Source: Missouri Department of Elementary and Secondary Education. County-level data are aggregated by school district. Reported suspensions and dropouts fewer than five (5) in a district are suppressed and represented as zero (0) in the county totals.

----- Indicates data not currently available

HOSPITAL / EMERGENCY ROOM

Principal Disorder	2022	2021	2020
Alcohol Use: E.R. Services, then Discharged	22	21	24
Alcohol Use: E.R. Services, then Admitted	5	7	3
Alcohol Use: Admitted without E.R. Services	4	2	4
Drug Use: E.R. Services, then Discharged	38	28	28
Drug Use: E.R. Services, then Admitted	14	6	5
Drug Use: Admitted without E.R. Services	12	6	9
Mental: E.R. Services, then Discharged	145	192	151
Mental: E.R. Services, then Admitted	13	33	11
Mental: Admitted without E.R. Services	143	84	89

Related Disorder

Alcohol Use: E.R. Services, then Discharged	17	14	24
Alcohol Use: E.R. Services, then Admitted	28	29	20
Alcohol Use: Admitted without E.R. Services	26	29	25
Drug Use: E.R. Services, then Discharged	69	75	69
Drug Use: E.R. Services, then Admitted	48	37	22
Drug Use: Admitted without E.R. Services	73	62	75

Source: Missouri Department of Health and Senior Services. Hospital encounters are categorized based on ICD-10 diagnosis codes. Beginning with 2020 data, individuals with more than one encounter for a substance use or mental disorder are counted for each encounter they have during the calendar year. Related disorders are those that are listed with a secondary diagnosis.

JUVENILE PLACEMENTS

	2023	2022	2021
Total Out-of-Home Placements	30	15	26
Parent/Caretaker Alcohol Use Reported	0	0	0
Parent/Caretaker Drug Use Reported	16	10	15

Source: Missouri Department of Social Services, Children's Division. Multiple factors are often considered when a child is placed out of the home. Removals involving parental substance use conditions are included in this profile.

JUVENILE COURT REFERRALS

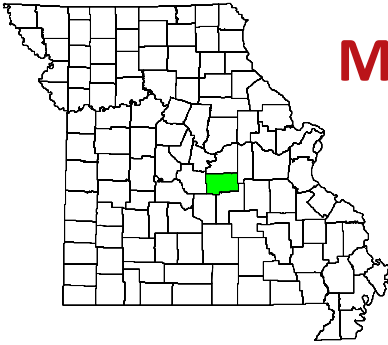
	2023	2022	2021
Child Abuse	2	1	5
Child Neglect	29	17	32
Child Custody Issues	0	0	0
Juvenile Violent Offenses	12	3	10
Juvenile Alcohol Offenses	1	0	2
Juvenile Drug Offenses	0	0	1
School Truancy	2	5	4
Absent from Home	5	0	0
Beyond Parental Control	1	3	6
Injurious Behavior	11	7	3

Source: Missouri Office of State Courts Administrator.

CRIMINAL JUSTICE

	FY 2024	FY 2023	FY 2022
Treatment Court Participants	6	8	14
Drug Conviction: Probation	32	11	26
Drug Conviction: Prison	22	11	10
Drug Conviction: Parole	14	10	12
DWI Conviction: Probation	3	2	0
DWI Conviction: Prison	0	0	0
DWI Conviction: Parole	1	0	0

Sources: Missouri Office of State Courts Administrator; Missouri Department of Corrections.



MARIES COUNTY

Data on this page pertain to the map area shaded green.

DEMOGRAPHICS

	2023	2022	2021
Population Estimate	8,430	8,431	8,422
Labor Force	3,860	3,833	3,898
Employed	3,735	3,736	3,748
Unemployed	125	97	150
Unemployment Rate	3.2%	2.5%	3.8%
Median Household Income	-----	\$54,815	\$52,560
Poverty Estimate, Individuals of All Ages	-----	1,290	941
Poverty Estimate, Children Under Age 18	-----	344	285

Source: U.S. Bureau of the Census.

BIRTHS AND DEATHS

	2023	2022	2021
Resident Births	88	99	96
Resident Deaths	121	132	134
Suicide	4	3	0
Homicide	0	0	0
Alcohol Induced Deaths	0	0	2
Drug Induced Deaths	1	1	0
Smoking Attributable Deaths	24	27	23

Source: Missouri Department of Health and Senior Services

IMPAIRED DRIVING

	2023	2022	2021
Alcohol Involved Fatal Crashes	0	0	0
Alcohol Involved Injury Crashes	2	4	2
Alcohol Involved Property Damage Crashes	4	2	30
Killed in Alcohol Involved Crashes	0	0	0
Injured in Alcohol Involved Crashes	2	7	2
Drug Involved Fatal Crashes	0	0	0
Drug Involved Injury Crashes	0	1	2
Drug Involved Property Damage Crashes	0	0	1
Killed in Drug Involved Crashes	0	0	0
Injured in Drug Involved Crashes	0	1	2

Source: Missouri Department of Public Safety, Missouri State Highway Patrol.

POLICE REPORTS

	2023	2022	2021
DUI Arrests, DWI Tracking System	19	21	40
Liquor Law Arrests	0	0	0
Drug Arrests	5	31	33
Violent Offenses	9	26	11
Domestic Violence Reports	11	20	17
Property Offenses	15	145	63

Source: Missouri Department of Public Safety, Missouri State Highway Patrol.

SCHOOL REPORTS

	2022-23	2021-22
Reported School Suspensions	18	8
Reported Substance Related Suspensions	5	0
Reported Violence or Weapon Suspensions	0	0
Enrollment Grades K-8	738	749
Enrollment Grades 9-12	412	403
Dropouts	6	11

Source: Missouri Department of Elementary and Secondary Education. County-level data are aggregated by school district. Reported suspensions and dropouts fewer than five (5) in a district are suppressed and represented as zero (0) in the county totals.

----- Indicates data not currently available

HOSPITAL / EMERGENCY ROOM

Principal Disorder	2022	2021	2020
Alcohol Use: E.R. Services, then Discharged	7	12	8
Alcohol Use: E.R. Services, then Admitted	3	2	2
Alcohol Use: Admitted without E.R. Services	5	3	2
Drug Use: E.R. Services, then Discharged	26	11	5
Drug Use: E.R. Services, then Admitted	4	3	5
Drug Use: Admitted without E.R. Services	17	2	0
Mental: E.R. Services, then Discharged	45	60	41
Mental: E.R. Services, then Admitted	15	22	26
Mental: Admitted without E.R. Services	52	73	42

Related Disorder

Alcohol Use: E.R. Services, then Discharged	11	14	11
Alcohol Use: E.R. Services, then Admitted	3	12	28
Alcohol Use: Admitted without E.R. Services	29	26	14
Drug Use: E.R. Services, then Discharged	32	32	20
Drug Use: E.R. Services, then Admitted	17	14	24
Drug Use: Admitted without E.R. Services	46	41	20

Source: Missouri Department of Health and Senior Services. Hospital encounters are categorized based on ICD-10 diagnosis codes. Beginning with 2020 data, individuals with more than one encounter for a substance use or mental disorder are counted for each encounter they have during the calendar year. Related disorders are those that are listed with a secondary diagnosis.

JUVENILE PLACEMENTS

	2023	2022	2021
Total Out-of-Home Placements	8	6	10
Parent/Caretaker Alcohol Use Reported	0	0	0
Parent/Caretaker Drug Use Reported	4	5	9

Source: Missouri Department of Social Services, Children's Division. Multiple factors are often considered when a child is placed out of the home. Removals involving parental substance use conditions are included in this profile.

JUVENILE COURT REFERRALS

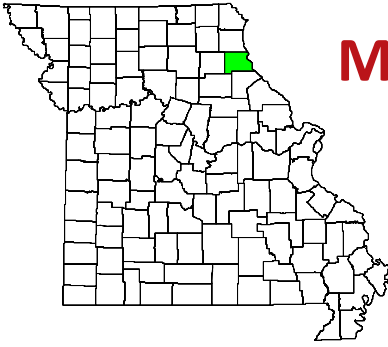
	2023	2022	2021
Child Abuse	0	2	2
Child Neglect	30	21	20
Child Custody Issues	0	3	1
Juvenile Violent Offenses	2	1	0
Juvenile Alcohol Offenses	0	4	0
Juvenile Drug Offenses	1	1	0
School Truancy	1	0	7
Absent from Home	0	0	0
Beyond Parental Control	0	0	0
Injurious Behavior	14	4	7

Source: Missouri Office of State Courts Administrator.

CRIMINAL JUSTICE

	FY 2024	FY 2023	FY 2022
Treatment Court Participants	0	0	0
Drug Conviction: Probation	12	22	25
Drug Conviction: Prison	10	8	6
Drug Conviction: Parole	5	6	1
DWI Conviction: Probation	0	3	4
DWI Conviction: Prison	0	1	0
DWI Conviction: Parole	0	0	0

Sources: Missouri Office of State Courts Administrator; Missouri Department of Corrections.



MARION COUNTY

Data on this page pertain to the map area shaded green.

DEMOGRAPHICS

	2023	2022	2021
Population Estimate	28,336	28,438	28,502
Labor Force	13,698	13,731	14,197
Employed	13,271	13,407	13,705
Unemployed	427	324	492
Unemployment Rate	3.1%	2.4%	3.5%
Median Household Income	-----	\$57,635	\$54,542
Poverty Estimate, Individuals of All Ages	-----	3,378	3,760
Poverty Estimate, Children Under Age 18	-----	1,012	1,137

Source: U.S. Bureau of the Census.

BIRTHS AND DEATHS

	2023	2022	2021
Resident Births	328	320	338
Resident Deaths	375	401	396
Suicide	6	5	6
Homicide	1	1	2
Alcohol Induced Deaths	4	1	0
Drug Induced Deaths	7	9	10
Smoking Attributable Deaths	66	61	53

Source: Missouri Department of Health and Senior Services

IMPAIRED DRIVING

	2023	2022	2021
Alcohol Involved Fatal Crashes	0	3	1
Alcohol Involved Injury Crashes	10	12	10
Alcohol Involved Property Damage Crashes	10	21	31
Killed in Alcohol Involved Crashes	0	3	1
Injured in Alcohol Involved Crashes	20	15	11
Drug Involved Fatal Crashes	0	0	1
Drug Involved Injury Crashes	1	9	4
Drug Involved Property Damage Crashes	7	6	3
Killed in Drug Involved Crashes	0	0	1
Injured in Drug Involved Crashes	3	16	5

Source: Missouri Department of Public Safety, Missouri State Highway Patrol.

POLICE REPORTS

	2023	2022	2021
DUI Arrests, DWI Tracking System	127	116	154
Liquor Law Arrests	0	0	18
Drug Arrests	156	316	325
Violent Offenses	62	82	69
Domestic Violence Reports	182	211	235
Property Offenses	556	676	876

Source: Missouri Department of Public Safety, Missouri State Highway Patrol.

SCHOOL REPORTS

	2022-23	2021-22
Reported School Suspensions	96	110
Reported Substance Related Suspensions	30	10
Reported Violence or Weapon Suspensions	5	0
Enrollment Grades K-8	3,030	3,128
Enrollment Grades 9-12	1,506	1,530
Dropouts	17	30

Source: Missouri Department of Elementary and Secondary Education. County-level data are aggregated by school district. Reported suspensions and dropouts fewer than five (5) in a district are suppressed and represented as zero (0) in the county totals.

----- Indicates data not currently available

HOSPITAL / EMERGENCY ROOM

Principal Disorder	2022	2021	2020
Alcohol Use: E.R. Services, then Discharged	98	80	74
Alcohol Use: E.R. Services, then Admitted	32	18	4
Alcohol Use: Admitted without E.R. Services	2	10	10
Drug Use: E.R. Services, then Discharged	109	51	42
Drug Use: E.R. Services, then Admitted	23	12	7
Drug Use: Admitted without E.R. Services	9	10	4
Mental: E.R. Services, then Discharged	274	202	190
Mental: E.R. Services, then Admitted	66	82	50
Mental: Admitted without E.R. Services	104	235	173

Related Disorder

Alcohol Use: E.R. Services, then Discharged	85	77	115
Alcohol Use: E.R. Services, then Admitted	90	92	83
Alcohol Use: Admitted without E.R. Services	40	54	37
Drug Use: E.R. Services, then Discharged	267	236	182
Drug Use: E.R. Services, then Admitted	110	105	104
Drug Use: Admitted without E.R. Services	52	82	76

Source: Missouri Department of Health and Senior Services. Hospital encounters are categorized based on ICD-10 diagnosis codes. Beginning with 2020 data, individuals with more than one encounter for a substance use or mental disorder are counted for each encounter they have during the calendar year. Related disorders are those that are listed with a secondary diagnosis.

JUVENILE PLACEMENTS

	2023	2022	2021
Total Out-of-Home Placements	76	78	72
Parent/Caretaker Alcohol Use Reported	0	6	8
Parent/Caretaker Drug Use Reported	38	48	35

Source: Missouri Department of Social Services, Children's Division. Multiple factors are often considered when a child is placed out of the home. Removals involving parental substance use conditions are included in this profile.

JUVENILE COURT REFERRALS

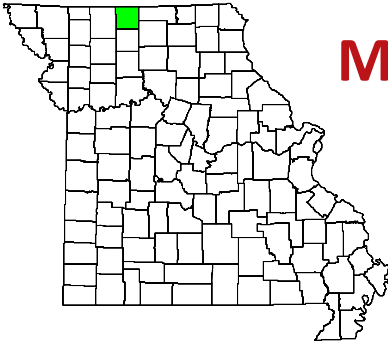
	2023	2022	2021
Child Abuse	1	0	2
Child Neglect	25	33	5
Child Custody Issues	0	2	2
Juvenile Violent Offenses	33	27	30
Juvenile Alcohol Offenses	7	8	2
Juvenile Drug Offenses	20	25	11
School Truancy	28	26	29
Absent from Home	2	2	0
Beyond Parental Control	56	59	51
Injurious Behavior	9	10	16

Source: Missouri Office of State Courts Administrator.

CRIMINAL JUSTICE

	FY 2024	FY 2023	FY 2022
Treatment Court Participants	12	19	22
Drug Conviction: Probation	47	64	58
Drug Conviction: Prison	45	53	70
Drug Conviction: Parole	55	70	71
DWI Conviction: Probation	3	4	2
DWI Conviction: Prison	0	1	0
DWI Conviction: Parole	0	1	0

Sources: Missouri Office of State Courts Administrator; Missouri Department of Corrections.



MERCER COUNTY

Data on this page pertain to the map area shaded green.

DEMOGRAPHICS

	2023	2022	2021
Population Estimate	3,469	3,437	3,469
Labor Force	1,647	1,686	1,805
Employed	1,601	1,645	1,752
Unemployed	46	41	53
Unemployment Rate	2.8%	2.4%	2.9%
Median Household Income	-----	\$49,715	\$49,815
Poverty Estimate, Individuals of All Ages	-----	509	448
Poverty Estimate, Children Under Age 18	-----	156	156

Source: U.S. Bureau of the Census.

BIRTHS AND DEATHS

	2023	2022	2021
Resident Births	41	59	42
Resident Deaths	43	46	52
Suicide	0	0	1
Homicide	0	0	0
Alcohol Induced Deaths	0	0	0
Drug Induced Deaths	0	1	0
Smoking Attributable Deaths	7	5	8

Source: Missouri Department of Health and Senior Services

IMPAIRED DRIVING

	2023	2022	2021
Alcohol Involved Fatal Crashes	0	0	0
Alcohol Involved Injury Crashes	1	1	0
Alcohol Involved Property Damage Crashes	1	2	3
Killed in Alcohol Involved Crashes	0	0	0
Injured in Alcohol Involved Crashes	1	1	0
Drug Involved Fatal Crashes	0	0	0
Drug Involved Injury Crashes	0	0	0
Drug Involved Property Damage Crashes	0	0	0
Killed in Drug Involved Crashes	0	0	0
Injured in Drug Involved Crashes	0	0	0

Source: Missouri Department of Public Safety, Missouri State Highway Patrol.

POLICE REPORTS

	2023	2022	2021
DUI Arrests, DWI Tracking System	4	10	8
Liquor Law Arrests	0	0	0
Drug Arrests	1	1	0
Violent Offenses		1	1
Domestic Violence Reports	1	6	0
Property Offenses	2	8	1

Source: Missouri Department of Public Safety, Missouri State Highway Patrol.

SCHOOL REPORTS

	2022-23	2021-22
Reported School Suspensions	0	0
Reported Substance Related Suspensions	0	0
Reported Violence or Weapon Suspensions	0	0
Enrollment Grades K-8	312	327
Enrollment Grades 9-12	160	159
Dropouts	0	0

Source: Missouri Department of Elementary and Secondary Education. County-level data are aggregated by school district. Reported suspensions and dropouts fewer than five (5) in a district are suppressed and represented as zero (0) in the county totals.

----- Indicates data not currently available

HOSPITAL / EMERGENCY ROOM

Principal Disorder	2022	2021	2020
Alcohol Use: E.R. Services, then Discharged	2	2	4
Alcohol Use: E.R. Services, then Admitted	0	0	0
Alcohol Use: Admitted without E.R. Services	1	0	0
Drug Use: E.R. Services, then Discharged	3	0	1
Drug Use: E.R. Services, then Admitted	1	1	0
Drug Use: Admitted without E.R. Services	1	0	0
Mental: E.R. Services, then Discharged	6	17	11
Mental: E.R. Services, then Admitted	2	7	7
Mental: Admitted without E.R. Services	12	32	19

Related Disorder

Alcohol Use: E.R. Services, then Discharged	7	6	5
Alcohol Use: E.R. Services, then Admitted	0	1	3
Alcohol Use: Admitted without E.R. Services	12	16	9
Drug Use: E.R. Services, then Discharged	11	9	7
Drug Use: E.R. Services, then Admitted	4	3	5
Drug Use: Admitted without E.R. Services	13	8	13

Source: Missouri Department of Health and Senior Services. Hospital encounters are categorized based on ICD-10 diagnosis codes. Beginning with 2020 data, individuals with more than one encounter for a substance use or mental disorder are counted for each encounter they have during the calendar year. Related disorders are those that are listed with a secondary diagnosis.

JUVENILE PLACEMENTS

	2023	2022	2021
Total Out-of-Home Placements	1	0	5
Parent/Caretaker Alcohol Use Reported	0	0	0
Parent/Caretaker Drug Use Reported	0	0	5

Source: Missouri Department of Social Services, Children's Division. Multiple factors are often considered when a child is placed out of the home. Removals involving parental substance use conditions are included in this profile.

JUVENILE COURT REFERRALS

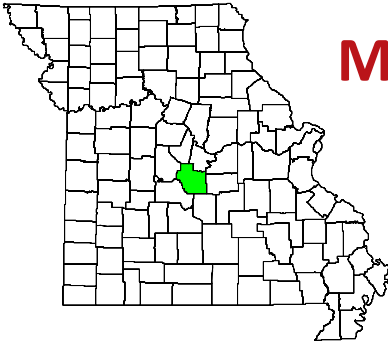
	2023	2022	2021
Child Abuse	4	2	0
Child Neglect	0	7	24
Child Custody Issues	0	0	0
Juvenile Violent Offenses	0	1	2
Juvenile Alcohol Offenses	1	0	0
Juvenile Drug Offenses	0	0	0
School Truancy	5	2	0
Absent from Home	3	0	2
Beyond Parental Control	4	0	0
Injurious Behavior	4	6	1

Source: Missouri Office of State Courts Administrator.

CRIMINAL JUSTICE

	FY 2024	FY 2023	FY 2022
Treatment Court Participants	3	4	3
Drug Conviction: Probation	5	3	4
Drug Conviction: Prison	2	2	0
Drug Conviction: Parole	2	2	0
DWI Conviction: Probation	2	1	1
DWI Conviction: Prison	1	0	0
DWI Conviction: Parole	1	0	0

Sources: Missouri Office of State Courts Administrator; Missouri Department of Corrections.



MILLER COUNTY

Data on this page pertain to the map area shaded green.

DEMOGRAPHICS

	2023	2022	2021
Population Estimate	25,590	25,403	24,943
Labor Force	12,877	12,714	12,593
Employed	12,472	12,392	12,076
Unemployed	405	322	517
Unemployment Rate	3.1%	2.5%	4.1%
Median Household Income	-----	\$61,711	\$47,185
Poverty Estimate, Individuals of All Ages	-----	3,142	3,696
Poverty Estimate, Children Under Age 18	-----	1,040	1,157

Source: U.S. Bureau of the Census.

BIRTHS AND DEATHS

	2023	2022	2021
Resident Births	274	295	313
Resident Deaths	306	320	366
Suicide	9	7	4
Homicide	0	0	2
Alcohol Induced Deaths	1	4	3
Drug Induced Deaths	7	2	3
Smoking Attributable Deaths	55	48	57

Source: Missouri Department of Health and Senior Services

IMPAIRED DRIVING

	2023	2022	2021
Alcohol Involved Fatal Crashes	2	0	2
Alcohol Involved Injury Crashes	12	13	19
Alcohol Involved Property Damage Crashes	23	24	20
Killed in Alcohol Involved Crashes	2	0	3
Injured in Alcohol Involved Crashes	19	18	26
Drug Involved Fatal Crashes	0	0	1
Drug Involved Injury Crashes	3	5	3
Drug Involved Property Damage Crashes	3	4	4
Killed in Drug Involved Crashes	0	0	2
Injured in Drug Involved Crashes	11	6	5

Source: Missouri Department of Public Safety, Missouri State Highway Patrol.

POLICE REPORTS

	2023	2022	2021
DUI Arrests, DWI Tracking System	271	171	142
Liquor Law Arrests	0	0	0
Drug Arrests	124	113	28
Violent Offenses	71	88	30
Domestic Violence Reports	98	87	56
Property Offenses	142	216	73

Source: Missouri Department of Public Safety, Missouri State Highway Patrol.

SCHOOL REPORTS

	2022-23	2021-22
Reported School Suspensions	82	44
Reported Substance Related Suspensions	16	6
Reported Violence or Weapon Suspensions	0	0
Enrollment Grades K-8	3,394	3,384
Enrollment Grades 9-12	1,605	1,580
Dropouts	14	12

Source: Missouri Department of Elementary and Secondary Education. County-level data are aggregated by school district. Reported suspensions and dropouts fewer than five (5) in a district are suppressed and represented as zero (0) in the county totals.

----- Indicates data not currently available

HOSPITAL / EMERGENCY ROOM

Principal Disorder	2022	2021	2020
Alcohol Use: E.R. Services, then Discharged	38	40	30
Alcohol Use: E.R. Services, then Admitted	8	12	10
Alcohol Use: Admitted without E.R. Services	8	15	10
Drug Use: E.R. Services, then Discharged	60	22	25
Drug Use: E.R. Services, then Admitted	5	3	9
Drug Use: Admitted without E.R. Services	9	6	5
Mental: E.R. Services, then Discharged	176	205	187
Mental: E.R. Services, then Admitted	66	80	80
Mental: Admitted without E.R. Services	68	95	116

Related Disorder

Alcohol Use: E.R. Services, then Discharged	64	69	52
Alcohol Use: E.R. Services, then Admitted	22	36	53
Alcohol Use: Admitted without E.R. Services	45	69	65
Drug Use: E.R. Services, then Discharged	88	93	89
Drug Use: E.R. Services, then Admitted	55	67	52
Drug Use: Admitted without E.R. Services	73	90	95

Source: Missouri Department of Health and Senior Services. Hospital encounters are categorized based on ICD-10 diagnosis codes. Beginning with 2020 data, individuals with more than one encounter for a substance use or mental disorder are counted for each encounter they have during the calendar year. Related disorders are those that are listed with a secondary diagnosis.

JUVENILE PLACEMENTS

	2023	2022	2021
Total Out-of-Home Placements	14	22	25
Parent/Caretaker Alcohol Use Reported	1	0	0
Parent/Caretaker Drug Use Reported	8	15	8

Source: Missouri Department of Social Services, Children's Division. Multiple factors are often considered when a child is placed out of the home. Removals involving parental substance use conditions are included in this profile.

JUVENILE COURT REFERRALS

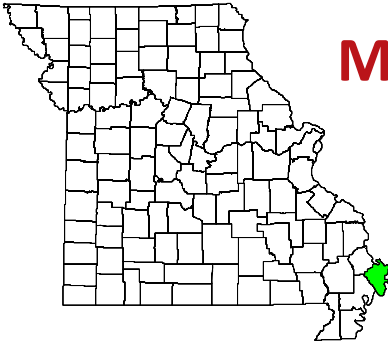
	2023	2022	2021
Child Abuse	23	33	28
Child Neglect	10	29	28
Child Custody Issues	42	59	71
Juvenile Violent Offenses	37	39	10
Juvenile Alcohol Offenses	1	0	2
Juvenile Drug Offenses	10	6	10
School Truancy	23	9	16
Absent from Home	1	4	6
Beyond Parental Control	6	8	11
Injurious Behavior	17	9	12

Source: Missouri Office of State Courts Administrator.

CRIMINAL JUSTICE

	FY 2024	FY 2023	FY 2022
Treatment Court Participants	2	3	2
Drug Conviction: Probation	67	43	54
Drug Conviction: Prison	22	28	34
Drug Conviction: Parole	34	26	27
DWI Conviction: Probation	3	6	4
DWI Conviction: Prison	0	3	2
DWI Conviction: Parole	0	3	0

Sources: Missouri Office of State Courts Administrator; Missouri Department of Corrections.



MISSISSIPPI COUNTY

Data on this page pertain to the map area shaded green.

DEMOGRAPHICS

	2023	2022	2021
Population Estimate	11,822	11,688	12,129
Labor Force	5,064	5,158	5,440
Employed	4,873	4,994	5,186
Unemployed	191	164	254
Unemployment Rate	3.8%	3.2%	4.7%
Median Household Income	-----	\$42,364	\$38,559
Poverty Estimate, Individuals of All Ages	-----	2,710	2,593
Poverty Estimate, Children Under Age 18	-----	915	781

Source: U.S. Bureau of the Census.

BIRTHS AND DEATHS

	2023	2022	2021
Resident Births	139	152	132
Resident Deaths	167	208	221
Suicide	0	3	3
Homicide	1	1	0
Alcohol Induced Deaths	0	0	0
Drug Induced Deaths	2	2	1
Smoking Attributable Deaths	33	34	38

Source: Missouri Department of Health and Senior Services

IMPAIRED DRIVING

	2023	2022	2021
Alcohol Involved Fatal Crashes	0	1	0
Alcohol Involved Injury Crashes	1	2	1
Alcohol Involved Property Damage Crashes	7	8	7
Killed in Alcohol Involved Crashes	0	1	0
Injured in Alcohol Involved Crashes	1	3	1
Drug Involved Fatal Crashes	1	0	1
Drug Involved Injury Crashes	1	1	2
Drug Involved Property Damage Crashes	0	3	2
Killed in Drug Involved Crashes	2	0	1
Injured in Drug Involved Crashes	2	1	2

Source: Missouri Department of Public Safety, Missouri State Highway Patrol.

POLICE REPORTS

	2023	2022	2021
DUI Arrests, DWI Tracking System	49	53	52
Liquor Law Arrests	0	2	0
Drug Arrests	54	111	48
Violent Offenses	47	60	90
Domestic Violence Reports	70	74	91
Property Offenses	188	263	186

Source: Missouri Department of Public Safety, Missouri State Highway Patrol.

SCHOOL REPORTS

	2022-23	2021-22
Reported School Suspensions	59	58
Reported Substance Related Suspensions	0	0
Reported Violence or Weapon Suspensions	0	0
Enrollment Grades K-8	1,172	1,203
Enrollment Grades 9-12	539	574
Dropouts	11	5

Source: Missouri Department of Elementary and Secondary Education. County-level data are aggregated by school district. Reported suspensions and dropouts fewer than five (5) in a district are suppressed and represented as zero (0) in the county totals.

----- Indicates data not currently available

HOSPITAL / EMERGENCY ROOM

Principal Disorder	2022	2021	2020
Alcohol Use: E.R. Services, then Discharged	19	18	23
Alcohol Use: E.R. Services, then Admitted	0	2	3
Alcohol Use: Admitted without E.R. Services	3	9	9
Drug Use: E.R. Services, then Discharged	69	65	49
Drug Use: E.R. Services, then Admitted	3	5	4
Drug Use: Admitted without E.R. Services	16	5	11
Mental: E.R. Services, then Discharged	53	111	131
Mental: E.R. Services, then Admitted	4	29	28
Mental: Admitted without E.R. Services	104	101	122

Related Disorder

Alcohol Use: E.R. Services, then Discharged	26	20	29
Alcohol Use: E.R. Services, then Admitted	4	5	11
Alcohol Use: Admitted without E.R. Services	29	52	64
Drug Use: E.R. Services, then Discharged	133	108	116
Drug Use: E.R. Services, then Admitted	11	26	23
Drug Use: Admitted without E.R. Services	132	128	149

Source: Missouri Department of Health and Senior Services. Hospital encounters are categorized based on ICD-10 diagnosis codes. Beginning with 2020 data, individuals with more than one encounter for a substance use or mental disorder are counted for each encounter they have during the calendar year. Related disorders are those that are listed with a secondary diagnosis.

JUVENILE PLACEMENTS

	2023	2022	2021
Total Out-of-Home Placements	15	29	21
Parent/Caretaker Alcohol Use Reported	0	1	0
Parent/Caretaker Drug Use Reported	14	23	10

Source: Missouri Department of Social Services, Children's Division. Multiple factors are often considered when a child is placed out of the home. Removals involving parental substance use conditions are included in this profile.

JUVENILE COURT REFERRALS

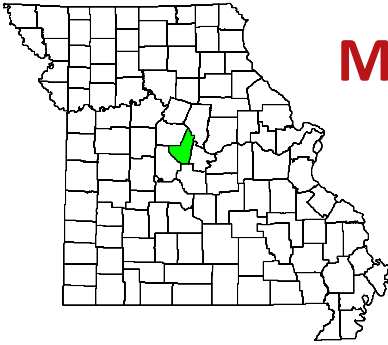
	2023	2022	2021
Child Abuse	0	0	0
Child Neglect	15	45	28
Child Custody Issues	0	0	0
Juvenile Violent Offenses	17	16	32
Juvenile Alcohol Offenses	0	1	0
Juvenile Drug Offenses	2	4	2
School Truancy	2	29	17
Absent from Home	1	6	16
Beyond Parental Control	2	5	9
Injurious Behavior	17	19	12

Source: Missouri Office of State Courts Administrator.

CRIMINAL JUSTICE

	FY 2024	FY 2023	FY 2022
Treatment Court Participants	27	21	21
Drug Conviction: Probation	28	48	37
Drug Conviction: Prison	26	30	40
Drug Conviction: Parole	35	30	19
DWI Conviction: Probation	0	1	0
DWI Conviction: Prison	1	2	0
DWI Conviction: Parole	0	2	1

Sources: Missouri Office of State Courts Administrator; Missouri Department of Corrections.



MONITEAU COUNTY

Data on this page pertain to the map area shaded green.

DEMOGRAPHICS

	2023	2022	2021
Population Estimate	15,256	15,220	15,284
Labor Force	7,106	7,072	7,049
Employed	6,922	6,912	6,810
Unemployed	184	160	239
Unemployment Rate	2.6%	2.3%	3.4%
Median Household Income	-----	\$64,519	\$56,419
Poverty Estimate, Individuals of All Ages	-----	1,655	1,658
Poverty Estimate, Children Under Age 18	-----	573	574

Source: U.S. Bureau of the Census.

BIRTHS AND DEATHS

	2023	2022	2021
Resident Births	189	212	190
Resident Deaths	154	191	174
Suicide	3	5	2
Homicide	0	2	0
Alcohol Induced Deaths	2	1	1
Drug Induced Deaths	1	0	0
Smoking Attributable Deaths	23	32	25

Source: Missouri Department of Health and Senior Services

IMPAIRED DRIVING

	2023	2022	2021
Alcohol Involved Fatal Crashes	0	1	1
Alcohol Involved Injury Crashes	1	1	3
Alcohol Involved Property Damage Crashes	4	6	6
Killed in Alcohol Involved Crashes	0	1	1
Injured in Alcohol Involved Crashes	2	2	8
Drug Involved Fatal Crashes	0	0	0
Drug Involved Injury Crashes	0	0	0
Drug Involved Property Damage Crashes	0	1	1
Killed in Drug Involved Crashes	0	0	0
Injured in Drug Involved Crashes	0	0	0

Source: Missouri Department of Public Safety, Missouri State Highway Patrol.

POLICE REPORTS

	2023	2022	2021
DUI Arrests, DWI Tracking System	28	32	42
Liquor Law Arrests	0	0	0
Drug Arrests	5	2	0
Violent Offenses	9	10	0
Domestic Violence Reports	8	5	0
Property Offenses	10	15	0

Source: Missouri Department of Public Safety, Missouri State Highway Patrol.

SCHOOL REPORTS

	2022-23	2021-22
Reported School Suspensions	13	0
Reported Substance Related Suspensions	0	0
Reported Violence or Weapon Suspensions	0	0
Enrollment Grades K-8	1,569	1,630
Enrollment Grades 9-12	700	709
Dropouts	0	8

Source: Missouri Department of Elementary and Secondary Education. County-level data are aggregated by school district. Reported suspensions and dropouts fewer than five (5) in a district are suppressed and represented as zero (0) in the county totals.

----- Indicates data not currently available

HOSPITAL / EMERGENCY ROOM

Principal Disorder	2022	2021	2020
Alcohol Use: E.R. Services, then Discharged	17	15	12
Alcohol Use: E.R. Services, then Admitted	12	5	6
Alcohol Use: Admitted without E.R. Services	6	6	2
Drug Use: E.R. Services, then Discharged	13	8	9
Drug Use: E.R. Services, then Admitted	2	2	1
Drug Use: Admitted without E.R. Services	1	1	1
Mental: E.R. Services, then Discharged	90	87	96
Mental: E.R. Services, then Admitted	48	39	63
Mental: Admitted without E.R. Services	45	57	77
Related Disorder			
Alcohol Use: E.R. Services, then Discharged	20	21	26
Alcohol Use: E.R. Services, then Admitted	27	28	27
Alcohol Use: Admitted without E.R. Services	23	13	9
Drug Use: E.R. Services, then Discharged	43	30	36
Drug Use: E.R. Services, then Admitted	35	28	46
Drug Use: Admitted without E.R. Services	33	22	22

Source: Missouri Department of Health and Senior Services. Hospital encounters are categorized based on ICD-10 diagnosis codes. Beginning with 2020 data, individuals with more than one encounter for a substance use or mental disorder are counted for each encounter they have during the calendar year. Related disorders are those that are listed with a secondary diagnosis.

JUVENILE PLACEMENTS

	2023	2022	2021
Total Out-of-Home Placements	4	16	7
Parent/Caretaker Alcohol Use Reported	0	1	0
Parent/Caretaker Drug Use Reported	3	7	2

Source: Missouri Department of Social Services, Children's Division. Multiple factors are often considered when a child is placed out of the home. Removals involving parental substance use conditions are included in this profile.

JUVENILE COURT REFERRALS

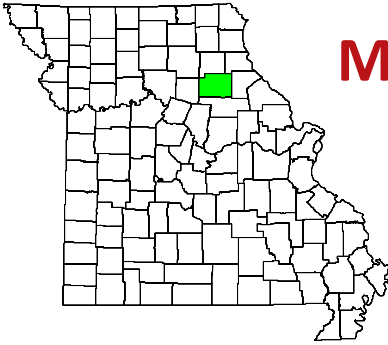
	2023	2022	2021
Child Abuse	1	2	0
Child Neglect	2	0	3
Child Custody Issues	1	19	0
Juvenile Violent Offenses	13	9	8
Juvenile Alcohol Offenses	0	0	0
Juvenile Drug Offenses	0	1	1
School Truancy	17	9	2
Absent from Home	2	5	9
Beyond Parental Control	9	1	1
Injurious Behavior	2	5	1

Source: Missouri Office of State Courts Administrator.

CRIMINAL JUSTICE

	FY 2024	FY 2023	FY 2022
Treatment Court Participants	2	3	4
Drug Conviction: Probation	24	23	48
Drug Conviction: Prison	17	21	23
Drug Conviction: Parole	19	12	25
DWI Conviction: Probation	1	6	0
DWI Conviction: Prison	1	0	1
DWI Conviction: Parole	0	0	0

Sources: Missouri Office of State Courts Administrator; Missouri Department of Corrections.



MONROE COUNTY

Data on this page pertain to the map area shaded green.

DEMOGRAPHICS

	2023	2022	2021
Population Estimate	8,698	8,652	8,720
Labor Force	3,730	3,733	3,783
Employed	3,610	3,633	3,618
Unemployed	120	100	165
Unemployment Rate	3.2%	2.7%	4.4%
Median Household Income	-----	\$50,276	\$52,079
Poverty Estimate, Individuals of All Ages	-----	1,162	1,288
Poverty Estimate, Children Under Age 18	-----	341	387

Source: U.S. Bureau of the Census.

BIRTHS AND DEATHS

	2023	2022	2021
Resident Births	79	97	89
Resident Deaths	104	123	122
Suicide	0	1	2
Homicide	1	0	0
Alcohol Induced Deaths	0	0	2
Drug Induced Deaths	1	1	1
Smoking Attributable Deaths	18	16	21

Source: Missouri Department of Health and Senior Services

IMPAIRED DRIVING

	2023	2022	2021
Alcohol Involved Fatal Crashes	1	0	0
Alcohol Involved Injury Crashes	0	4	4
Alcohol Involved Property Damage Crashes	3	3	5
Killed in Alcohol Involved Crashes	1	0	0
Injured in Alcohol Involved Crashes	0	4	5
Drug Involved Fatal Crashes	1	0	0
Drug Involved Injury Crashes	0	1	2
Drug Involved Property Damage Crashes	0	0	1
Killed in Drug Involved Crashes	1	0	0
Injured in Drug Involved Crashes	0	2	2

Source: Missouri Department of Public Safety, Missouri State Highway Patrol.

POLICE REPORTS

	2023	2022	2021
DUI Arrests, DWI Tracking System	29	34	22
Liquor Law Arrests	2	0	2
Drug Arrests	15	21	13
Violent Offenses	24	48	34
Domestic Violence Reports	32	33	24
Property Offenses	56	74	62

Source: Missouri Department of Public Safety, Missouri State Highway Patrol.

SCHOOL REPORTS

	2022-23	2021-22
Reported School Suspensions	7	12
Reported Substance Related Suspensions	0	5
Reported Violence or Weapon Suspensions	0	0
Enrollment Grades K-8	917	909
Enrollment Grades 9-12	450	458
Dropouts	0	0

Source: Missouri Department of Elementary and Secondary Education. County-level data are aggregated by school district. Reported suspensions and dropouts fewer than five (5) in a district are suppressed and represented as zero (0) in the county totals.

----- Indicates data not currently available

HOSPITAL / EMERGENCY ROOM

Principal Disorder	2022	2021	2020
Alcohol Use: E.R. Services, then Discharged	19	21	21
Alcohol Use: E.R. Services, then Admitted	3	5	3
Alcohol Use: Admitted without E.R. Services	0	1	2
Drug Use: E.R. Services, then Discharged	12	4	9
Drug Use: E.R. Services, then Admitted	3	1	4
Drug Use: Admitted without E.R. Services	4	0	2
Mental: E.R. Services, then Discharged	37	39	19
Mental: E.R. Services, then Admitted	13	20	33
Mental: Admitted without E.R. Services	36	50	24

Related Disorder

Alcohol Use: E.R. Services, then Discharged	30	18	12
Alcohol Use: E.R. Services, then Admitted	32	24	16
Alcohol Use: Admitted without E.R. Services	16	13	16
Drug Use: E.R. Services, then Discharged	32	25	18
Drug Use: E.R. Services, then Admitted	12	16	25
Drug Use: Admitted without E.R. Services	18	16	16

Source: Missouri Department of Health and Senior Services. Hospital encounters are categorized based on ICD-10 diagnosis codes. Beginning with 2020 data, individuals with more than one encounter for a substance use or mental disorder are counted for each encounter they have during the calendar year. Related disorders are those that are listed with a secondary diagnosis.

JUVENILE PLACEMENTS

	2023	2022	2021
Total Out-of-Home Placements	7	0	8
Parent/Caretaker Alcohol Use Reported	0	0	1
Parent/Caretaker Drug Use Reported	4	0	5

Source: Missouri Department of Social Services, Children's Division. Multiple factors are often considered when a child is placed out of the home. Removals involving parental substance use conditions are included in this profile.

JUVENILE COURT REFERRALS

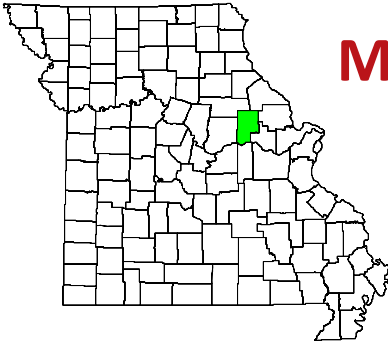
	2023	2022	2021
Child Abuse	0	0	0
Child Neglect	4	4	6
Child Custody Issues	0	0	0
Juvenile Violent Offenses	1	0	0
Juvenile Alcohol Offenses	0	0	0
Juvenile Drug Offenses	0	0	1
School Truancy	1	2	7
Absent from Home	0	0	0
Beyond Parental Control	1	0	5
Injurious Behavior	0	0	0

Source: Missouri Office of State Courts Administrator.

CRIMINAL JUSTICE

	FY 2024	FY 2023	FY 2022
Treatment Court Participants	0	0	0
Drug Conviction: Probation	1	6	4
Drug Conviction: Prison	6	5	9
Drug Conviction: Parole	5	11	10
DWI Conviction: Probation	2	0	0
DWI Conviction: Prison	0	1	0
DWI Conviction: Parole	0	0	0

Sources: Missouri Office of State Courts Administrator; Missouri Department of Corrections.



MONTGOMERY COUNTY

Data on this page pertain to the map area shaded green.

DEMOGRAPHICS

	2023	2022	2021
Population Estimate	11,459	11,470	11,429
Labor Force	5,890	5,816	5,788
Employed	5,712	5,675	5,573
Unemployed	178	141	215
Unemployment Rate	3.0%	2.4%	3.7%
Median Household Income	-----	\$56,538	\$52,818
Poverty Estimate, Individuals of All Ages	-----	1,660	1,460
Poverty Estimate, Children Under Age 18	-----	457	463

Source: U.S. Bureau of the Census.

BIRTHS AND DEATHS

	2023	2022	2021
Resident Births	112	112	136
Resident Deaths	154	191	185
Suicide	3	7	3
Homicide	0	0	0
Alcohol Induced Deaths	1	1	2
Drug Induced Deaths	0	6	1
Smoking Attributable Deaths	32	27	34

Source: Missouri Department of Health and Senior Services

IMPAIRED DRIVING

	2023	2022	2021
Alcohol Involved Fatal Crashes	0	0	2
Alcohol Involved Injury Crashes	4	2	8
Alcohol Involved Property Damage Crashes	7	5	10
Killed in Alcohol Involved Crashes	0	0	2
Injured in Alcohol Involved Crashes	4	2	10
Drug Involved Fatal Crashes	0	0	1
Drug Involved Injury Crashes	1	1	1
Drug Involved Property Damage Crashes	1	3	5
Killed in Drug Involved Crashes	0	0	1
Injured in Drug Involved Crashes	1	1	1

Source: Missouri Department of Public Safety, Missouri State Highway Patrol.

POLICE REPORTS

	2023	2022	2021
DUI Arrests, DWI Tracking System	64	52	56
Liquor Law Arrests	0	1	1
Drug Arrests	77	74	29
Violent Offenses	8	16	25
Domestic Violence Reports	38	32	50
Property Offenses	74	83	78

Source: Missouri Department of Public Safety, Missouri State Highway Patrol.

SCHOOL REPORTS

	2022-23	2021-22
Reported School Suspensions	35	21
Reported Substance Related Suspensions	8	0
Reported Violence or Weapon Suspensions	6	6
Enrollment Grades K-8	927	969
Enrollment Grades 9-12	469	465
Dropouts	5	0

Source: Missouri Department of Elementary and Secondary Education. County-level data are aggregated by school district. Reported suspensions and dropouts fewer than five (5) in a district are suppressed and represented as zero (0) in the county totals.

----- Indicates data not currently available

HOSPITAL / EMERGENCY ROOM

Principal Disorder	2022	2021	2020
Alcohol Use: E.R. Services, then Discharged	17	12	16
Alcohol Use: E.R. Services, then Admitted	8	8	5
Alcohol Use: Admitted without E.R. Services	4	8	4
Drug Use: E.R. Services, then Discharged	29	15	16
Drug Use: E.R. Services, then Admitted	15	5	4
Drug Use: Admitted without E.R. Services	3	5	5
Mental: E.R. Services, then Discharged	105	88	109
Mental: E.R. Services, then Admitted	74	93	110
Mental: Admitted without E.R. Services	59	61	73

Related Disorder

Alcohol Use: E.R. Services, then Discharged	22	15	25
Alcohol Use: E.R. Services, then Admitted	35	48	55
Alcohol Use: Admitted without E.R. Services	25	25	31
Drug Use: E.R. Services, then Discharged	47	28	42
Drug Use: E.R. Services, then Admitted	73	64	67
Drug Use: Admitted without E.R. Services	36	44	43

Source: Missouri Department of Health and Senior Services. Hospital encounters are categorized based on ICD-10 diagnosis codes. Beginning with 2020 data, individuals with more than one encounter for a substance use or mental disorder are counted for each encounter they have during the calendar year. Related disorders are those that are listed with a secondary diagnosis.

JUVENILE PLACEMENTS

	2023	2022	2021
Total Out-of-Home Placements	8	21	24
Parent/Caretaker Alcohol Use Reported	2	0	3
Parent/Caretaker Drug Use Reported	2	9	10

Source: Missouri Department of Social Services, Children's Division. Multiple factors are often considered when a child is placed out of the home. Removals involving parental substance use conditions are included in this profile.

JUVENILE COURT REFERRALS

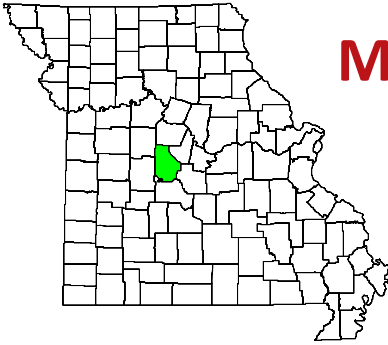
	2023	2022	2021
Child Abuse	7	16	13
Child Neglect	37	28	31
Child Custody Issues	2	0	2
Juvenile Violent Offenses	21	11	9
Juvenile Alcohol Offenses	1	0	0
Juvenile Drug Offenses	5	3	3
School Truancy	4	10	3
Absent from Home	4	8	6
Beyond Parental Control	11	14	16
Injurious Behavior	52	49	40

Source: Missouri Office of State Courts Administrator.

CRIMINAL JUSTICE

	FY 2024	FY 2023	FY 2022
Treatment Court Participants	19	14	10
Drug Conviction: Probation	56	35	30
Drug Conviction: Prison	26	28	29
Drug Conviction: Parole	27	27	27
DWI Conviction: Probation	2	5	1
DWI Conviction: Prison	2	1	2
DWI Conviction: Parole	0	0	1

Sources: Missouri Office of State Courts Administrator; Missouri Department of Corrections.



MORGAN COUNTY

Data on this page pertain to the map area shaded green.

DEMOGRAPHICS

	2023	2022	2021
Population Estimate	21,970	21,785	21,417
Labor Force	8,409	8,287	8,540
Employed	8,095	8,041	8,137
Unemployed	314	246	403
Unemployment Rate	3.7%	3.0%	4.7%
Median Household Income	-----	\$51,700	\$50,410
Poverty Estimate, Individuals of All Ages	-----	4,121	3,710
Poverty Estimate, Children Under Age 18	-----	1,227	1,198

Source: U.S. Bureau of the Census.

BIRTHS AND DEATHS

	2023	2022	2021
Resident Births	258	266	254
Resident Deaths	302	340	327
Suicide	8	8	6
Homicide	2	1	1
Alcohol Induced Deaths	3	1	1
Drug Induced Deaths	2	3	4
Smoking Attributable Deaths	57	51	47

Source: Missouri Department of Health and Senior Services

IMPAIRED DRIVING

	2023	2022	2021
Alcohol Involved Fatal Crashes	1	2	0
Alcohol Involved Injury Crashes	15	9	13
Alcohol Involved Property Damage Crashes	13	10	25
Killed in Alcohol Involved Crashes	1	2	0
Injured in Alcohol Involved Crashes	20	12	15
Drug Involved Fatal Crashes	0	0	1
Drug Involved Injury Crashes	1	0	0
Drug Involved Property Damage Crashes	0	1	0
Killed in Drug Involved Crashes	0	0	1
Injured in Drug Involved Crashes	1	0	0

Source: Missouri Department of Public Safety, Missouri State Highway Patrol.

POLICE REPORTS

	2023	2022	2021
DUI Arrests, DWI Tracking System	61	53	73
Liquor Law Arrests	0	0	1
Drug Arrests	62	66	25
Violent Offenses	94	74	7
Domestic Violence Reports	119	129	31
Property Offenses	100	130	57

Source: Missouri Department of Public Safety, Missouri State Highway Patrol.

SCHOOL REPORTS

	2022-23	2021-22
Reported School Suspensions	28	24
Reported Substance Related Suspensions	7	5
Reported Violence or Weapon Suspensions	0	0
Enrollment Grades K-8	1,362	1,371
Enrollment Grades 9-12	660	645
Dropouts	0	0

Source: Missouri Department of Elementary and Secondary Education. County-level data are aggregated by school district. Reported suspensions and dropouts fewer than five (5) in a district are suppressed and represented as zero (0) in the county totals.

----- Indicates data not currently available

HOSPITAL / EMERGENCY ROOM

Principal Disorder	2022	2021	2020
Alcohol Use: E.R. Services, then Discharged	35	31	42
Alcohol Use: E.R. Services, then Admitted	5	8	15
Alcohol Use: Admitted without E.R. Services	3	15	13
Drug Use: E.R. Services, then Discharged	54	29	25
Drug Use: E.R. Services, then Admitted	6	1	4
Drug Use: Admitted without E.R. Services	10	4	6
Mental: E.R. Services, then Discharged	133	176	150
Mental: E.R. Services, then Admitted	69	81	79
Mental: Admitted without E.R. Services	107	134	135

Related Disorder

Alcohol Use: E.R. Services, then Discharged	66	64	90
Alcohol Use: E.R. Services, then Admitted	28	22	42
Alcohol Use: Admitted without E.R. Services	85	65	66
Drug Use: E.R. Services, then Discharged	107	112	87
Drug Use: E.R. Services, then Admitted	43	50	52
Drug Use: Admitted without E.R. Services	87	84	94

Source: Missouri Department of Health and Senior Services. Hospital encounters are categorized based on ICD-10 diagnosis codes. Beginning with 2020 data, individuals with more than one encounter for a substance use or mental disorder are counted for each encounter they have during the calendar year. Related disorders are those that are listed with a secondary diagnosis.

JUVENILE PLACEMENTS

	2023	2022	2021
Total Out-of-Home Placements	25	20	24
Parent/Caretaker Alcohol Use Reported	2	0	0
Parent/Caretaker Drug Use Reported	10	10	11

Source: Missouri Department of Social Services, Children's Division. Multiple factors are often considered when a child is placed out of the home. Removals involving parental substance use conditions are included in this profile.

JUVENILE COURT REFERRALS

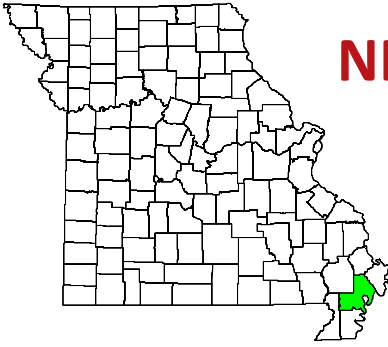
	2023	2022	2021
Child Abuse	1	4	1
Child Neglect	6	7	16
Child Custody Issues	28	42	64
Juvenile Violent Offenses	17	13	15
Juvenile Alcohol Offenses	0	0	0
Juvenile Drug Offenses	2	3	1
School Truancy	11	15	7
Absent from Home	7	10	5
Beyond Parental Control	4	1	3
Injurious Behavior	14	10	15

Source: Missouri Office of State Courts Administrator.

CRIMINAL JUSTICE

	FY 2024	FY 2023	FY 2022
Treatment Court Participants	0	0	0
Drug Conviction: Probation	45	55	66
Drug Conviction: Prison	36	56	53
Drug Conviction: Parole	42	53	41
DWI Conviction: Probation	2	10	11
DWI Conviction: Prison	3	5	3
DWI Conviction: Parole	2	2	1

Sources: Missouri Office of State Courts Administrator; Missouri Department of Corrections.



NEW MADRID COUNTY

Data on this page pertain to the map area shaded green.

DEMOGRAPHICS

	2023	2022	2021
Population Estimate	15,424	15,695	16,024
Labor Force	8,210	8,096	8,326
Employed	7,908	7,855	7,930
Unemployed	302	241	396
Unemployment Rate	3.7%	3.0%	4.8%
Median Household Income	-----	\$48,162	\$39,778
Poverty Estimate, Individuals of All Ages	-----	2,653	3,467
Poverty Estimate, Children Under Age 18	-----	905	1,101

Source: U.S. Bureau of the Census.

BIRTHS AND DEATHS

	2023	2022	2021
Resident Births	180	176	202
Resident Deaths	246	308	300
Suicide	2	6	1
Homicide	0	0	1
Alcohol Induced Deaths	1	4	2
Drug Induced Deaths	3	5	5
Smoking Attributable Deaths	45	58	48

Source: Missouri Department of Health and Senior Services

IMPAIRED DRIVING

	2023	2022	2021
Alcohol Involved Fatal Crashes	0	1	0
Alcohol Involved Injury Crashes	7	4	6
Alcohol Involved Property Damage Crashes	8	9	13
Killed in Alcohol Involved Crashes	0	1	0
Injured in Alcohol Involved Crashes	14	7	8
Drug Involved Fatal Crashes	0	1	0
Drug Involved Injury Crashes	1	1	4
Drug Involved Property Damage Crashes	1	4	6
Killed in Drug Involved Crashes	0	1	0
Injured in Drug Involved Crashes	1	4	6

Source: Missouri Department of Public Safety, Missouri State Highway Patrol.

POLICE REPORTS

	2023	2022	2021
DUI Arrests, DWI Tracking System	76	65	75
Liquor Law Arrests	0	0	0
Drug Arrests	65	119	52
Violent Offenses	64	61	87
Domestic Violence Reports	51	39	56
Property Offenses	232	258	282

Source: Missouri Department of Public Safety, Missouri State Highway Patrol.

SCHOOL REPORTS

	2022-23	2021-22
Reported School Suspensions	58	33
Reported Substance Related Suspensions	7	0
Reported Violence or Weapon Suspensions	0	0
Enrollment Grades K-8	1,574	1,624
Enrollment Grades 9-12	782	759
Dropouts	0	7

Source: Missouri Department of Elementary and Secondary Education. County-level data are aggregated by school district. Reported suspensions and dropouts fewer than five (5) in a district are suppressed and represented as zero (0) in the county totals.

----- Indicates data not currently available

HOSPITAL / EMERGENCY ROOM

Principal Disorder	2022	2021	2020
Alcohol Use: E.R. Services, then Discharged	14	20	19
Alcohol Use: E.R. Services, then Admitted	0	5	0
Alcohol Use: Admitted without E.R. Services	5	9	8
Drug Use: E.R. Services, then Discharged	62	42	55
Drug Use: E.R. Services, then Admitted	4	5	9
Drug Use: Admitted without E.R. Services	8	10	16
Mental: E.R. Services, then Discharged	87	139	151
Mental: E.R. Services, then Admitted	5	27	23
Mental: Admitted without E.R. Services	168	179	220

Related Disorder

Alcohol Use: E.R. Services, then Discharged	53	23	33
Alcohol Use: E.R. Services, then Admitted	11	20	13
Alcohol Use: Admitted without E.R. Services	59	55	58
Drug Use: E.R. Services, then Discharged	133	107	95
Drug Use: E.R. Services, then Admitted	11	38	26
Drug Use: Admitted without E.R. Services	187	167	148

Source: Missouri Department of Health and Senior Services. Hospital encounters are categorized based on ICD-10 diagnosis codes. Beginning with 2020 data, individuals with more than one encounter for a substance use or mental disorder are counted for each encounter they have during the calendar year. Related disorders are those that are listed with a secondary diagnosis.

JUVENILE PLACEMENTS

	2023	2022	2021
Total Out-of-Home Placements	58	40	34
Parent/Caretaker Alcohol Use Reported	2	0	0
Parent/Caretaker Drug Use Reported	23	22	22

Source: Missouri Department of Social Services, Children's Division. Multiple factors are often considered when a child is placed out of the home. Removals involving parental substance use conditions are included in this profile.

JUVENILE COURT REFERRALS

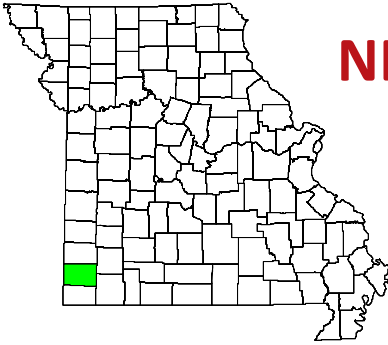
	2023	2022	2021
Child Abuse	26	16	16
Child Neglect	54	50	35
Child Custody Issues	2	1	0
Juvenile Violent Offenses	12	12	10
Juvenile Alcohol Offenses	0	2	0
Juvenile Drug Offenses	10	14	11
School Truancy	24	20	19
Absent from Home	10	16	10
Beyond Parental Control	26	23	26
Injurious Behavior	83	62	48

Source: Missouri Office of State Courts Administrator.

CRIMINAL JUSTICE

	FY 2024	FY 2023	FY 2022
Treatment Court Participants	5	5	6
Drug Conviction: Probation	66	56	69
Drug Conviction: Prison	26	28	28
Drug Conviction: Parole	27	31	31
DWI Conviction: Probation	4	5	4
DWI Conviction: Prison	2	3	2
DWI Conviction: Parole	0	2	0

Sources: Missouri Office of State Courts Administrator; Missouri Department of Corrections.



NEWTON COUNTY

Data on this page pertain to the map area shaded green.

DEMOGRAPHICS

	2023	2022	2021
Population Estimate	60,677	60,011	59,437
Labor Force	27,212	26,914	27,045
Employed	26,389	26,262	26,014
Unemployed	823	652	1,031
Unemployment Rate	3.0%	2.4%	3.8%
Median Household Income	-----	\$57,423	\$58,832
Poverty Estimate, Individuals of All Ages	-----	8,726	8,784
Poverty Estimate, Children Under Age 18	-----	2,701	2,963

Source: U.S. Bureau of the Census.

BIRTHS AND DEATHS

	2023	2022	2021
Resident Births	733	708	692
Resident Deaths	689	765	818
Suicide	12	12	15
Homicide	0	1	3
Alcohol Induced Deaths	4	8	10
Drug Induced Deaths	11	10	16
Smoking Attributable Deaths	119	123	125

Source: Missouri Department of Health and Senior Services

IMPAIRED DRIVING

	2023	2022	2021
Alcohol Involved Fatal Crashes	3	2	5
Alcohol Involved Injury Crashes	16	39	30
Alcohol Involved Property Damage Crashes	42	37	30
Killed in Alcohol Involved Crashes	4	2	6
Injured in Alcohol Involved Crashes	21	49	42
Drug Involved Fatal Crashes	1	1	1
Drug Involved Injury Crashes	6	5	6
Drug Involved Property Damage Crashes	10	9	10
Killed in Drug Involved Crashes	1	1	2
Injured in Drug Involved Crashes	9	9	9

Source: Missouri Department of Public Safety, Missouri State Highway Patrol.

POLICE REPORTS

	2023	2022	2021
DUI Arrests, DWI Tracking System	229	232	270
Liquor Law Arrests	7	38	29
Drug Arrests	215	326	241
Violent Offenses	120	122	171
Domestic Violence Reports	332	357	413
Property Offenses	910	1,017	1,012

Source: Missouri Department of Public Safety, Missouri State Highway Patrol.

SCHOOL REPORTS

	2022-23	2021-22
Reported School Suspensions	62	84
Reported Substance Related Suspensions	18	37
Reported Violence or Weapon Suspensions	0	0
Enrollment Grades K-8	5,734	5,720
Enrollment Grades 9-12	2,660	2,559
Dropouts	36	41

Source: Missouri Department of Elementary and Secondary Education. County-level data are aggregated by school district. Reported suspensions and dropouts fewer than five (5) in a district are suppressed and represented as zero (0) in the county totals.

----- Indicates data not currently available

HOSPITAL / EMERGENCY ROOM

Principal Disorder	2022	2021	2020
Alcohol Use: E.R. Services, then Discharged	108	95	158
Alcohol Use: E.R. Services, then Admitted	52	77	77
Alcohol Use: Admitted without E.R. Services	34	21	30
Drug Use: E.R. Services, then Discharged	132	61	102
Drug Use: E.R. Services, then Admitted	53	59	47
Drug Use: Admitted without E.R. Services	46	30	16
Mental: E.R. Services, then Discharged	229	220	238
Mental: E.R. Services, then Admitted	188	241	226
Mental: Admitted without E.R. Services	260	290	200

Related Disorder

Alcohol Use: E.R. Services, then Discharged	128	108	110
Alcohol Use: E.R. Services, then Admitted	122	180	163
Alcohol Use: Admitted without E.R. Services	126	101	99
Drug Use: E.R. Services, then Discharged	227	165	183
Drug Use: E.R. Services, then Admitted	187	253	214
Drug Use: Admitted without E.R. Services	192	165	151

Source: Missouri Department of Health and Senior Services. Hospital encounters are categorized based on ICD-10 diagnosis codes. Beginning with 2020 data, individuals with more than one encounter for a substance use or mental disorder are counted for each encounter they have during the calendar year. Related disorders are those that are listed with a secondary diagnosis.

JUVENILE PLACEMENTS

	2023	2022	2021
Total Out-of-Home Placements	137	130	147
Parent/Caretaker Alcohol Use Reported	14	7	7
Parent/Caretaker Drug Use Reported	25	48	66

Source: Missouri Department of Social Services, Children's Division. Multiple factors are often considered when a child is placed out of the home. Removals involving parental substance use conditions are included in this profile.

JUVENILE COURT REFERRALS

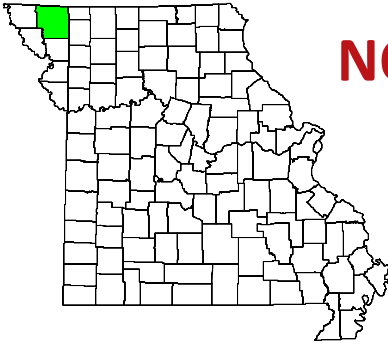
	2023	2022	2021
Child Abuse	26	20	8
Child Neglect	134	120	153
Child Custody Issues	3	0	0
Juvenile Violent Offenses	67	57	54
Juvenile Alcohol Offenses	17	26	9
Juvenile Drug Offenses	37	46	12
School Truancy	6	15	16
Absent from Home	45	57	46
Beyond Parental Control	40	47	29
Injurious Behavior	65	49	45

Source: Missouri Office of State Courts Administrator.

CRIMINAL JUSTICE

	FY 2024	FY 2023	FY 2022
Treatment Court Participants	77	70	56
Drug Conviction: Probation	43	46	44
Drug Conviction: Prison	18	9	18
Drug Conviction: Parole	14	24	15
DWI Conviction: Probation	10	7	17
DWI Conviction: Prison	2	4	5
DWI Conviction: Parole	4	5	6

Sources: Missouri Office of State Courts Administrator; Missouri Department of Corrections.



NODAWAY COUNTY

Data on this page pertain to the map area shaded green.

DEMOGRAPHICS

	2023	2022	2021
Population Estimate	20,695	20,670	20,984
Labor Force	11,170	10,893	10,791
Employed	10,854	10,654	10,473
Unemployed	316	239	318
Unemployment Rate	2.8%	2.2%	2.9%
Median Household Income	-----	\$57,507	\$49,751
Poverty Estimate, Individuals of All Ages	-----	3,332	2,725
Poverty Estimate, Children Under Age 18	-----	506	383

Source: U.S. Bureau of the Census.

BIRTHS AND DEATHS

	2023	2022	2021
Resident Births	203	197	228
Resident Deaths	213	201	168
Suicide	3	0	1
Homicide	0	0	0
Alcohol Induced Deaths	0	4	0
Drug Induced Deaths	3	0	3
Smoking Attributable Deaths	30	27	23

Source: Missouri Department of Health and Senior Services

IMPAIRED DRIVING

	2023	2022	2021
Alcohol Involved Fatal Crashes	0	1	0
Alcohol Involved Injury Crashes	6	11	12
Alcohol Involved Property Damage Crashes	12	12	12
Killed in Alcohol Involved Crashes	0	1	0
Injured in Alcohol Involved Crashes	12	17	15
Drug Involved Fatal Crashes	0	1	0
Drug Involved Injury Crashes	0	5	2
Drug Involved Property Damage Crashes	4	0	1
Killed in Drug Involved Crashes	0	1	0
Injured in Drug Involved Crashes	0	7	3

Source: Missouri Department of Public Safety, Missouri State Highway Patrol.

POLICE REPORTS

	2023	2022	2021
DUI Arrests, DWI Tracking System	114	151	129
Liquor Law Arrests	107	81	120
Drug Arrests	43	45	75
Violent Offenses	26	46	48
Domestic Violence Reports	93	83	99
Property Offenses	232	265	276

Source: Missouri Department of Public Safety, Missouri State Highway Patrol.

SCHOOL REPORTS

	2022-23	2021-22
Reported School Suspensions	5	11
Reported Substance Related Suspensions	0	0
Reported Violence or Weapon Suspensions	0	0
Enrollment Grades K-8	1,623	1,638
Enrollment Grades 9-12	858	844
Dropouts	0	0

Source: Missouri Department of Elementary and Secondary Education. County-level data are aggregated by school district. Reported suspensions and dropouts fewer than five (5) in a district are suppressed and represented as zero (0) in the county totals.

----- Indicates data not currently available

HOSPITAL / EMERGENCY ROOM

Principal Disorder	2022	2021	2020
Alcohol Use: E.R. Services, then Discharged	36	25	28
Alcohol Use: E.R. Services, then Admitted	3	11	13
Alcohol Use: Admitted without E.R. Services	28	3	5
Drug Use: E.R. Services, then Discharged	24	18	18
Drug Use: E.R. Services, then Admitted	6	8	11
Drug Use: Admitted without E.R. Services	27	3	2
Mental: E.R. Services, then Discharged	115	164	125
Mental: E.R. Services, then Admitted	19	84	108
Mental: Admitted without E.R. Services	161	79	81
Related Disorder			
Alcohol Use: E.R. Services, then Discharged	42	44	31
Alcohol Use: E.R. Services, then Admitted	8	33	57
Alcohol Use: Admitted without E.R. Services	60	33	41
Drug Use: E.R. Services, then Discharged	43	44	46
Drug Use: E.R. Services, then Admitted	8	60	56
Drug Use: Admitted without E.R. Services	90	54	34

Source: Missouri Department of Health and Senior Services. Hospital encounters are categorized based on ICD-10 diagnosis codes. Beginning with 2020 data, individuals with more than one encounter for a substance use or mental disorder are counted for each encounter they have during the calendar year. Related disorders are those that are listed with a secondary diagnosis.

JUVENILE PLACEMENTS

	2023	2022	2021
Total Out-of-Home Placements	41	37	29
Parent/Caretaker Alcohol Use Reported	10	2	3
Parent/Caretaker Drug Use Reported	6	7	6

Source: Missouri Department of Social Services, Children's Division. Multiple factors are often considered when a child is placed out of the home. Removals involving parental substance use conditions are included in this profile.

JUVENILE COURT REFERRALS

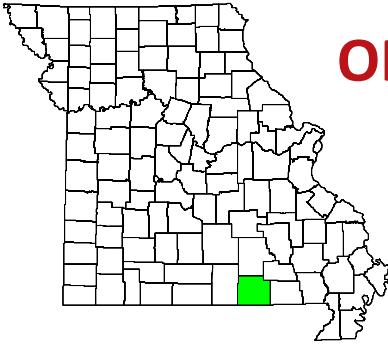
	2023	2022	2021
Child Abuse	12	9	11
Child Neglect	130	126	98
Child Custody Issues	0	0	3
Juvenile Violent Offenses	18	11	12
Juvenile Alcohol Offenses	17	6	17
Juvenile Drug Offenses	9	12	6
School Truancy	50	36	32
Absent from Home	6	4	3
Beyond Parental Control	138	68	73
Injurious Behavior	41	38	29

Source: Missouri Office of State Courts Administrator.

CRIMINAL JUSTICE

	FY 2024	FY 2023	FY 2022
Treatment Court Participants	19	15	16
Drug Conviction: Probation	14	12	20
Drug Conviction: Prison	5	9	7
Drug Conviction: Parole	8	8	19
DWI Conviction: Probation	4	3	1
DWI Conviction: Prison	1	1	1
DWI Conviction: Parole	3	2	1

Sources: Missouri Office of State Courts Administrator; Missouri Department of Corrections.



OREGON COUNTY

Data on this page pertain to the map area shaded green.

DEMOGRAPHICS

	2023	2022	2021
Population Estimate	8,720	8,732	8,639
Labor Force	3,857	3,757	3,839
Employed	3,721	3,639	3,636
Unemployed	136	118	203
Unemployment Rate	3.5%	3.1%	5.3%
Median Household Income	-----	\$45,273	\$37,898
Poverty Estimate, Individuals of All Ages	-----	1,786	1,807
Poverty Estimate, Children Under Age 18	-----	617	616

Source: U.S. Bureau of the Census.

BIRTHS AND DEATHS

	2023	2022	2021
Resident Births	106	99	115
Resident Deaths	187	190	179
Suicide	2	2	1
Homicide	0	0	0
Alcohol Induced Deaths	0	0	0
Drug Induced Deaths	2	2	1
Smoking Attributable Deaths	28	31	27

Source: Missouri Department of Health and Senior Services

IMPAIRED DRIVING

	2023	2022	2021
Alcohol Involved Fatal Crashes	1	0	0
Alcohol Involved Injury Crashes	4	2	5
Alcohol Involved Property Damage Crashes	7	3	5
Killed in Alcohol Involved Crashes	1	0	0
Injured in Alcohol Involved Crashes	6	2	5
Drug Involved Fatal Crashes	0	0	0
Drug Involved Injury Crashes	1	0	0
Drug Involved Property Damage Crashes	0	2	0
Killed in Drug Involved Crashes	0	0	0
Injured in Drug Involved Crashes	1	0	0

Source: Missouri Department of Public Safety, Missouri State Highway Patrol.

POLICE REPORTS

	2023	2022	2021
DUI Arrests, DWI Tracking System	28	35	18
Liquor Law Arrests	1	3	1
Drug Arrests	6	35	8
Violent Offenses	10	16	24
Domestic Violence Reports	26	24	28
Property Offenses	46	39	74

Source: Missouri Department of Public Safety, Missouri State Highway Patrol.

SCHOOL REPORTS

	2022-23	2021-22
Reported School Suspensions	15	18
Reported Substance Related Suspensions	0	6
Reported Violence or Weapon Suspensions	0	0
Enrollment Grades K-8	1,126	1,083
Enrollment Grades 9-12	572	561
Dropouts	0	0

Source: Missouri Department of Elementary and Secondary Education. County-level data are aggregated by school district. Reported suspensions and dropouts fewer than five (5) in a district are suppressed and represented as zero (0) in the county totals.

----- Indicates data not currently available

HOSPITAL / EMERGENCY ROOM

Principal Disorder	2022	2021	2020
Alcohol Use: E.R. Services, then Discharged	18	18	24
Alcohol Use: E.R. Services, then Admitted	0	0	3
Alcohol Use: Admitted without E.R. Services	16	6	26
Drug Use: E.R. Services, then Discharged	14	9	7
Drug Use: E.R. Services, then Admitted	0	0	1
Drug Use: Admitted without E.R. Services	11	11	9
Mental: E.R. Services, then Discharged	65	48	84
Mental: E.R. Services, then Admitted	2	9	8
Mental: Admitted without E.R. Services	75	142	110

Related Disorder

Alcohol Use: E.R. Services, then Discharged	23	14	18
Alcohol Use: E.R. Services, then Admitted	1	8	3
Alcohol Use: Admitted without E.R. Services	41	63	54
Drug Use: E.R. Services, then Discharged	25	13	22
Drug Use: E.R. Services, then Admitted	3	10	8
Drug Use: Admitted without E.R. Services	41	109	62

Source: Missouri Department of Health and Senior Services. Hospital encounters are categorized based on ICD-10 diagnosis codes. Beginning with 2020 data, individuals with more than one encounter for a substance use or mental disorder are counted for each encounter they have during the calendar year. Related disorders are those that are listed with a secondary diagnosis.

JUVENILE PLACEMENTS

	2023	2022	2021
Total Out-of-Home Placements	5	16	21
Parent/Caretaker Alcohol Use Reported	0	1	0
Parent/Caretaker Drug Use Reported	1	4	8

Source: Missouri Department of Social Services, Children's Division. Multiple factors are often considered when a child is placed out of the home. Removals involving parental substance use conditions are included in this profile.

JUVENILE COURT REFERRALS

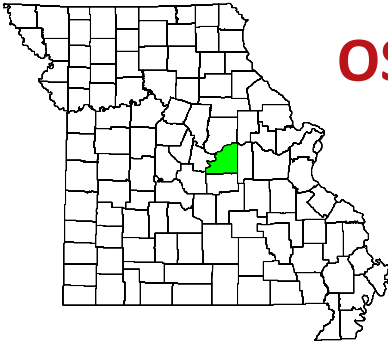
	2023	2022	2021
Child Abuse	0	2	2
Child Neglect	0	7	9
Child Custody Issues	9	13	16
Juvenile Violent Offenses	10	7	2
Juvenile Alcohol Offenses	0	0	1
Juvenile Drug Offenses	0	2	0
School Truancy	2	1	4
Absent from Home	29	1	3
Beyond Parental Control	3	1	5
Injurious Behavior	4	10	4

Source: Missouri Office of State Courts Administrator.

CRIMINAL JUSTICE

	FY 2024	FY 2023	FY 2022
Treatment Court Participants	8	7	6
Drug Conviction: Probation	9	18	13
Drug Conviction: Prison	12	8	10
Drug Conviction: Parole	8	6	8
DWI Conviction: Probation	0	0	0
DWI Conviction: Prison	0	1	0
DWI Conviction: Parole	0	0	1

Sources: Missouri Office of State Courts Administrator; Missouri Department of Corrections.



OSAGE COUNTY

Data on this page pertain to the map area shaded green.

DEMOGRAPHICS

	2023	2022	2021
Population Estimate	13,468	13,399	13,409
Labor Force	7,092	7,050	6,985
Employed	6,920	6,915	6,801
Unemployed	172	135	184
Unemployment Rate	2.4%	1.9%	2.6%
Median Household Income	-----	\$69,094	\$67,603
Poverty Estimate, Individuals of All Ages	-----	1,088	1,093
Poverty Estimate, Children Under Age 18	-----	259	296

Source: U.S. Bureau of the Census.

BIRTHS AND DEATHS

	2023	2022	2021
Resident Births	169	167	163
Resident Deaths	137	149	165
Suicide	4	4	5
Homicide	0	0	2
Alcohol Induced Deaths	2	0	0
Drug Induced Deaths	2	3	1
Smoking Attributable Deaths	16	17	22

Source: Missouri Department of Health and Senior Services

IMPAIRED DRIVING

	2023	2022	2021
Alcohol Involved Fatal Crashes	0	0	0
Alcohol Involved Injury Crashes	6	3	3
Alcohol Involved Property Damage Crashes	4	5	6
Killed in Alcohol Involved Crashes	0	0	0
Injured in Alcohol Involved Crashes	9	7	3
Drug Involved Fatal Crashes	1	0	0
Drug Involved Injury Crashes	1	1	2
Drug Involved Property Damage Crashes	0	0	0
Killed in Drug Involved Crashes	1	0	0
Injured in Drug Involved Crashes	4	1	2

Source: Missouri Department of Public Safety, Missouri State Highway Patrol.

POLICE REPORTS

	2023	2022	2021
DUI Arrests, DWI Tracking System	31	32	41
Liquor Law Arrests	5	0	0
Drug Arrests	31	32	10
Violent Offenses	14	6	4
Domestic Violence Reports	37	25	12
Property Offenses	82	81	46

Source: Missouri Department of Public Safety, Missouri State Highway Patrol.

SCHOOL REPORTS

	2022-23	2021-22
Reported School Suspensions	0	0
Reported Substance Related Suspensions	0	0
Reported Violence or Weapon Suspensions	0	0
Enrollment Grades K-8	840	829
Enrollment Grades 9-12	668	699
Dropouts	0	0

Source: Missouri Department of Elementary and Secondary Education. County-level data are aggregated by school district. Reported suspensions and dropouts fewer than five (5) in a district are suppressed and represented as zero (0) in the county totals.

----- Indicates data not currently available

HOSPITAL / EMERGENCY ROOM

Principal Disorder	2022	2021	2020
Alcohol Use: E.R. Services, then Discharged	16	17	14
Alcohol Use: E.R. Services, then Admitted	1	10	13
Alcohol Use: Admitted without E.R. Services	3	2	0
Drug Use: E.R. Services, then Discharged	17	2	7
Drug Use: E.R. Services, then Admitted	4	3	1
Drug Use: Admitted without E.R. Services	7	3	3
Mental: E.R. Services, then Discharged	49	88	71
Mental: E.R. Services, then Admitted	20	40	31
Mental: Admitted without E.R. Services	37	55	39

Related Disorder

Alcohol Use: E.R. Services, then Discharged	22	26	16
Alcohol Use: E.R. Services, then Admitted	36	21	29
Alcohol Use: Admitted without E.R. Services	23	19	8
Drug Use: E.R. Services, then Discharged	30	20	24
Drug Use: E.R. Services, then Admitted	24	20	27
Drug Use: Admitted without E.R. Services	18	20	14

Source: Missouri Department of Health and Senior Services. Hospital encounters are categorized based on ICD-10 diagnosis codes. Beginning with 2020 data, individuals with more than one encounter for a substance use or mental disorder are counted for each encounter they have during the calendar year. Related disorders are those that are listed with a secondary diagnosis.

JUVENILE PLACEMENTS

	2023	2022	2021
Total Out-of-Home Placements	4	6	10
Parent/Caretaker Alcohol Use Reported	0	0	0
Parent/Caretaker Drug Use Reported	3	4	6

Source: Missouri Department of Social Services, Children's Division. Multiple factors are often considered when a child is placed out of the home. Removals involving parental substance use conditions are included in this profile.

JUVENILE COURT REFERRALS

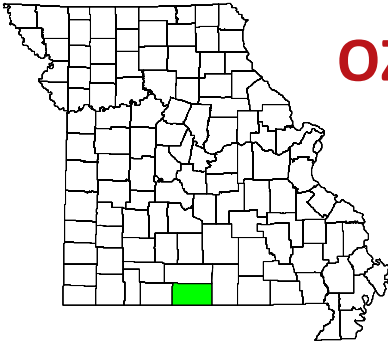
	2023	2022	2021
Child Abuse	0	0	0
Child Neglect	3	5	11
Child Custody Issues	0	0	0
Juvenile Violent Offenses	5	8	5
Juvenile Alcohol Offenses	1	0	0
Juvenile Drug Offenses	0	2	3
School Truancy	0	4	3
Absent from Home	1	2	2
Beyond Parental Control	0	0	3
Injurious Behavior	9	10	4

Source: Missouri Office of State Courts Administrator.

CRIMINAL JUSTICE

	FY 2024	FY 2023	FY 2022
Treatment Court Participants	27	32	29
Drug Conviction: Probation	18	13	14
Drug Conviction: Prison	2	3	5
Drug Conviction: Parole	1	5	4
DWI Conviction: Probation	0	1	2
DWI Conviction: Prison	0	0	0
DWI Conviction: Parole	0	0	0

Sources: Missouri Office of State Courts Administrator; Missouri Department of Corrections.



OZARK COUNTY

Data on this page pertain to the map area shaded green.

DEMOGRAPHICS

	2023	2022	2021
Population Estimate	8,970	8,940	8,774
Labor Force	3,418	3,392	3,442
Employed	3,257	3,266	3,254
Unemployed	161	126	188
Unemployment Rate	4.7%	3.7%	5.5%
Median Household Income	-----	\$44,242	\$41,194
Poverty Estimate, Individuals of All Ages	-----	1,869	1,780
Poverty Estimate, Children Under Age 18	-----	527	558

Source: U.S. Bureau of the Census.

BIRTHS AND DEATHS

	2023	2022	2021
Resident Births	86	77	77
Resident Deaths	140	152	187
Suicide	1	5	4
Homicide	0	1	0
Alcohol Induced Deaths	0	2	0
Drug Induced Deaths	1	3	0
Smoking Attributable Deaths	31	28	29

Source: Missouri Department of Health and Senior Services

IMPAIRED DRIVING

	2023	2022	2021
Alcohol Involved Fatal Crashes	3	0	0
Alcohol Involved Injury Crashes	10	5	4
Alcohol Involved Property Damage Crashes	4	1	3
Killed in Alcohol Involved Crashes	3	0	0
Injured in Alcohol Involved Crashes	15	10	6
Drug Involved Fatal Crashes	1	0	0
Drug Involved Injury Crashes	4	0	1
Drug Involved Property Damage Crashes	1	0	1
Killed in Drug Involved Crashes	1	0	0
Injured in Drug Involved Crashes	8	0	1

Source: Missouri Department of Public Safety, Missouri State Highway Patrol.

POLICE REPORTS

	2023	2022	2021
DUI Arrests, DWI Tracking System	27	19	17
Liquor Law Arrests	0	0	0
Drug Arrests	13	23	4
Violent Offenses	26	28	19
Domestic Violence Reports	29	27	27
Property Offenses	28	45	56

Source: Missouri Department of Public Safety, Missouri State Highway Patrol.

SCHOOL REPORTS

	2022-23	2021-22
Reported School Suspensions	0	0
Reported Substance Related Suspensions	0	0
Reported Violence or Weapon Suspensions	0	0
Enrollment Grades K-8	926	893
Enrollment Grades 9-12	512	518
Dropouts	0	0

Source: Missouri Department of Elementary and Secondary Education. County-level data are aggregated by school district. Reported suspensions and dropouts fewer than five (5) in a district are suppressed and represented as zero (0) in the county totals.

----- Indicates data not currently available

HOSPITAL / EMERGENCY ROOM

Principal Disorder	2022	2021	2020
Alcohol Use: E.R. Services, then Discharged	18	4	4
Alcohol Use: E.R. Services, then Admitted	3	1	1
Alcohol Use: Admitted without E.R. Services	4	3	4
Drug Use: E.R. Services, then Discharged	6	3	5
Drug Use: E.R. Services, then Admitted	1	0	0
Drug Use: Admitted without E.R. Services	4	5	8
Mental: E.R. Services, then Discharged	28	23	18
Mental: E.R. Services, then Admitted	14	3	8
Mental: Admitted without E.R. Services	33	59	51

Related Disorder

Alcohol Use: E.R. Services, then Discharged	10	6	4
Alcohol Use: E.R. Services, then Admitted	6	10	5
Alcohol Use: Admitted without E.R. Services	26	24	37
Drug Use: E.R. Services, then Discharged	13	9	11
Drug Use: E.R. Services, then Admitted	19	12	9
Drug Use: Admitted without E.R. Services	34	54	43

Source: Missouri Department of Health and Senior Services. Hospital encounters are categorized based on ICD-10 diagnosis codes. Beginning with 2020 data, individuals with more than one encounter for a substance use or mental disorder are counted for each encounter they have during the calendar year. Related disorders are those that are listed with a secondary diagnosis.

JUVENILE PLACEMENTS

	2023	2022	2021
Total Out-of-Home Placements	14	14	27
Parent/Caretaker Alcohol Use Reported	4	4	0
Parent/Caretaker Drug Use Reported	5	7	9

Source: Missouri Department of Social Services, Children's Division. Multiple factors are often considered when a child is placed out of the home. Removals involving parental substance use conditions are included in this profile.

JUVENILE COURT REFERRALS

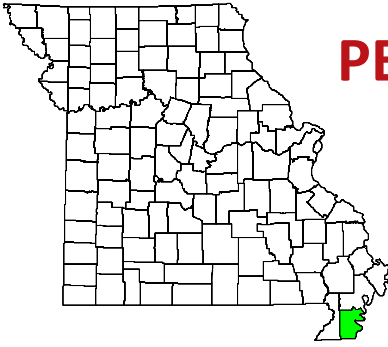
	2023	2022	2021
Child Abuse	0	0	0
Child Neglect	7	11	33
Child Custody Issues	0	2	0
Juvenile Violent Offenses	3	2	5
Juvenile Alcohol Offenses	0	0	0
Juvenile Drug Offenses	2	0	0
School Truancy	2	2	3
Absent from Home	0	0	0
Beyond Parental Control	1	1	0
Injurious Behavior	0	0	0

Source: Missouri Office of State Courts Administrator.

CRIMINAL JUSTICE

	FY 2024	FY 2023	FY 2022
Treatment Court Participants	18	12	13
Drug Conviction: Probation	13	11	12
Drug Conviction: Prison	5	9	6
Drug Conviction: Parole	8	15	8
DWI Conviction: Probation	0	0	0
DWI Conviction: Prison	0	0	0
DWI Conviction: Parole	0	0	0

Sources: Missouri Office of State Courts Administrator; Missouri Department of Corrections.



PEMISCOT COUNTY

Data on this page pertain to the map area shaded green.

DEMOGRAPHICS

	2023	2022	2021
Population Estimate	14,613	14,841	15,225
Labor Force	5,799	5,741	6,078
Employed	5,517	5,523	5,633
Unemployed	282	218	445
Unemployment Rate	4.9%	3.8%	7.3%
Median Household Income	-----	\$38,456	\$36,828
Poverty Estimate, Individuals of All Ages	-----	4,356	3,568
Poverty Estimate, Children Under Age 18	-----	1,532	1,380

Source: U.S. Bureau of the Census.

BIRTHS AND DEATHS

	2023	2022	2021
Resident Births	179	197	218
Resident Deaths	219	276	294
Suicide	3	3	1
Homicide	1	4	2
Alcohol Induced Deaths	1	2	1
Drug Induced Deaths	3	5	3
Smoking Attributable Deaths	47	44	45

Source: Missouri Department of Health and Senior Services

IMPAIRED DRIVING

	2023	2022	2021
Alcohol Involved Fatal Crashes	0	1	0
Alcohol Involved Injury Crashes	9	0	5
Alcohol Involved Property Damage Crashes	9	11	11
Killed in Alcohol Involved Crashes	0	1	0
Injured in Alcohol Involved Crashes	12	2	5
Drug Involved Fatal Crashes	0	0	1
Drug Involved Injury Crashes	0	0	2
Drug Involved Property Damage Crashes	2	2	2
Killed in Drug Involved Crashes	0	0	1
Injured in Drug Involved Crashes	0	0	4

Source: Missouri Department of Public Safety, Missouri State Highway Patrol.

POLICE REPORTS

	2023	2022	2021
DUI Arrests, DWI Tracking System	61	43	63
Liquor Law Arrests	0	0	1
Drug Arrests	70	124	61
Violent Offenses	101	90	205
Domestic Violence Reports	116	180	233
Property Offenses	289	419	430

Source: Missouri Department of Public Safety, Missouri State Highway Patrol.

SCHOOL REPORTS

	2022-23	2021-22
Reported School Suspensions	42	68
Reported Substance Related Suspensions	0	0
Reported Violence or Weapon Suspensions	0	0
Enrollment Grades K-8	1,931	1,978
Enrollment Grades 9-12	794	815
Dropouts	14	23

Source: Missouri Department of Elementary and Secondary Education. County-level data are aggregated by school district. Reported suspensions and dropouts fewer than five (5) in a district are suppressed and represented as zero (0) in the county totals.

----- Indicates data not currently available

HOSPITAL / EMERGENCY ROOM

Principal Disorder	2022	2021	2020
Alcohol Use: E.R. Services, then Discharged	17	15	39
Alcohol Use: E.R. Services, then Admitted	0	2	3
Alcohol Use: Admitted without E.R. Services	0	3	2
Drug Use: E.R. Services, then Discharged	64	49	47
Drug Use: E.R. Services, then Admitted	0	3	4
Drug Use: Admitted without E.R. Services	4	17	20
Mental: E.R. Services, then Discharged	98	128	165
Mental: E.R. Services, then Admitted	7	46	36
Mental: Admitted without E.R. Services	129	167	169

Related Disorder

Alcohol Use: E.R. Services, then Discharged	59	58	32
Alcohol Use: E.R. Services, then Admitted	10	6	18
Alcohol Use: Admitted without E.R. Services	37	48	41
Drug Use: E.R. Services, then Discharged	140	207	115
Drug Use: E.R. Services, then Admitted	11	35	28
Drug Use: Admitted without E.R. Services	107	121	99

Source: Missouri Department of Health and Senior Services. Hospital encounters are categorized based on ICD-10 diagnosis codes. Beginning with 2020 data, individuals with more than one encounter for a substance use or mental disorder are counted for each encounter they have during the calendar year. Related disorders are those that are listed with a secondary diagnosis.

JUVENILE PLACEMENTS

	2023	2022	2021
Total Out-of-Home Placements	70	42	34
Parent/Caretaker Alcohol Use Reported	1	1	5
Parent/Caretaker Drug Use Reported	24	21	17

Source: Missouri Department of Social Services, Children's Division. Multiple factors are often considered when a child is placed out of the home. Removals involving parental substance use conditions are included in this profile.

JUVENILE COURT REFERRALS

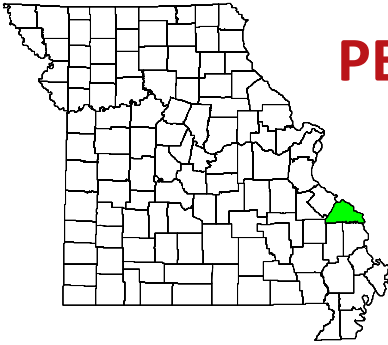
	2023	2022	2021
Child Abuse	33	24	22
Child Neglect	90	62	78
Child Custody Issues	7	3	1
Juvenile Violent Offenses	62	39	33
Juvenile Alcohol Offenses	0	0	0
Juvenile Drug Offenses	13	18	20
School Truancy	62	47	4
Absent from Home	14	21	4
Beyond Parental Control	65	35	36
Injurious Behavior	103	80	49

Source: Missouri Office of State Courts Administrator.

CRIMINAL JUSTICE

	FY 2024	FY 2023	FY 2022
Treatment Court Participants	53	38	23
Drug Conviction: Probation	31	31	38
Drug Conviction: Prison	8	5	14
Drug Conviction: Parole	34	17	17
DWI Conviction: Probation	2	1	3
DWI Conviction: Prison	3	0	1
DWI Conviction: Parole	1	0	0

Sources: Missouri Office of State Courts Administrator; Missouri Department of Corrections.



PERRY COUNTY

Data on this page pertain to the map area shaded green.

DEMOGRAPHICS

	2023	2022	2021
Population Estimate	18,950	18,858	18,956
Labor Force	9,694	9,549	9,781
Employed	9,450	9,350	9,471
Unemployed	244	199	310
Unemployment Rate	2.5%	2.1%	3.2%
Median Household Income	-----	\$63,127	\$56,788
Poverty Estimate, Individuals of All Ages	-----	2,138	1,890
Poverty Estimate, Children Under Age 18	-----	579	566

Source: U.S. Bureau of the Census.

BIRTHS AND DEATHS

	2023	2022	2021
Resident Births	213	190	220
Resident Deaths	216	230	225
Suicide	3	5	1
Homicide	0	4	0
Alcohol Induced Deaths	0	2	3
Drug Induced Deaths	3	1	4
Smoking Attributable Deaths	41	44	36

Source: Missouri Department of Health and Senior Services

IMPAIRED DRIVING

	2023	2022	2021
Alcohol Involved Fatal Crashes	1	0	1
Alcohol Involved Injury Crashes	3	13	10
Alcohol Involved Property Damage Crashes	11	7	17
Killed in Alcohol Involved Crashes	1	0	1
Injured in Alcohol Involved Crashes	4	17	12
Drug Involved Fatal Crashes	0	1	0
Drug Involved Injury Crashes	1	1	0
Drug Involved Property Damage Crashes	2	4	1
Killed in Drug Involved Crashes	0	1	0
Injured in Drug Involved Crashes	1	5	0

Source: Missouri Department of Public Safety, Missouri State Highway Patrol.

POLICE REPORTS

	2023	2022	2021
DUI Arrests, DWI Tracking System	42	65	79
Liquor Law Arrests	3	11	6
Drug Arrests	56	130	155
Violent Offenses	54	49	77
Domestic Violence Reports	94	95	126
Property Offenses	112	146	159

Source: Missouri Department of Public Safety, Missouri State Highway Patrol.

SCHOOL REPORTS

	2022-23	2021-22
Reported School Suspensions	28	22
Reported Substance Related Suspensions	14	5
Reported Violence or Weapon Suspensions	5	0
Enrollment Grades K-8	1,436	1,461
Enrollment Grades 9-12	755	777
Dropouts	11	18

Source: Missouri Department of Elementary and Secondary Education. County-level data are aggregated by school district. Reported suspensions and dropouts fewer than five (5) in a district are suppressed and represented as zero (0) in the county totals.

----- Indicates data not currently available

HOSPITAL / EMERGENCY ROOM

Principal Disorder	2022	2021	2020
Alcohol Use: E.R. Services, then Discharged	52	37	28
Alcohol Use: E.R. Services, then Admitted	6	6	0
Alcohol Use: Admitted without E.R. Services	4	6	8
Drug Use: E.R. Services, then Discharged	50	31	28
Drug Use: E.R. Services, then Admitted	3	0	1
Drug Use: Admitted without E.R. Services	7	2	4
Mental: E.R. Services, then Discharged	215	256	167
Mental: E.R. Services, then Admitted	27	45	14
Mental: Admitted without E.R. Services	105	108	80

Related Disorder

Alcohol Use: E.R. Services, then Discharged	65	91	119
Alcohol Use: E.R. Services, then Admitted	40	31	30
Alcohol Use: Admitted without E.R. Services	38	45	58
Drug Use: E.R. Services, then Discharged	153	171	180
Drug Use: E.R. Services, then Admitted	29	48	20
Drug Use: Admitted without E.R. Services	62	74	50

Source: Missouri Department of Health and Senior Services. Hospital encounters are categorized based on ICD-10 diagnosis codes. Beginning with 2020 data, individuals with more than one encounter for a substance use or mental disorder are counted for each encounter they have during the calendar year. Related disorders are those that are listed with a secondary diagnosis.

JUVENILE PLACEMENTS

	2023	2022	2021
Total Out-of-Home Placements	10	17	37
Parent/Caretaker Alcohol Use Reported	2	0	4
Parent/Caretaker Drug Use Reported	6	5	22

Source: Missouri Department of Social Services, Children's Division. Multiple factors are often considered when a child is placed out of the home. Removals involving parental substance use conditions are included in this profile.

JUVENILE COURT REFERRALS

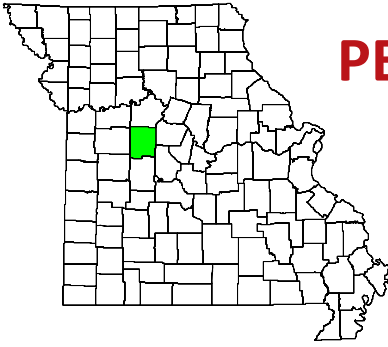
	2023	2022	2021
Child Abuse	0	6	0
Child Neglect	96	71	70
Child Custody Issues	0	0	0
Juvenile Violent Offenses	10	16	7
Juvenile Alcohol Offenses	1	9	3
Juvenile Drug Offenses	3	5	7
School Truancy	36	66	14
Absent from Home	10	16	16
Beyond Parental Control	3	2	7
Injurious Behavior	87	75	12

Source: Missouri Office of State Courts Administrator.

CRIMINAL JUSTICE

	FY 2024	FY 2023	FY 2022
Treatment Court Participants	0	0	0
Drug Conviction: Probation	34	37	36
Drug Conviction: Prison	11	21	22
Drug Conviction: Parole	29	22	43
DWI Conviction: Probation	2	2	3
DWI Conviction: Prison	0	2	0
DWI Conviction: Parole	1	0	0

Sources: Missouri Office of State Courts Administrator; Missouri Department of Corrections.



PETTIS COUNTY

Data on this page pertain to the map area shaded green.

DEMOGRAPHICS

	2023	2022	2021
Population Estimate	43,530	43,353	43,206
Labor Force	20,079	19,985	20,298
Employed	19,453	19,472	19,349
Unemployed	626	513	949
Unemployment Rate	3.1%	2.6%	4.7%
Median Household Income	-----	\$58,827	\$49,333
Poverty Estimate, Individuals of All Ages	-----	5,526	6,810
Poverty Estimate, Children Under Age 18	-----	1,932	2,194

Source: U.S. Bureau of the Census.

BIRTHS AND DEATHS

	2023	2022	2021
Resident Births	599	551	598
Resident Deaths	476	515	517
Suicide	4	6	5
Homicide	2	1	2
Alcohol Induced Deaths	2	5	3
Drug Induced Deaths	6	8	4
Smoking Attributable Deaths	66	74	83

Source: Missouri Department of Health and Senior Services

IMPAIRED DRIVING

	2023	2022	2021
Alcohol Involved Fatal Crashes	0	0	0
Alcohol Involved Injury Crashes	21	25	17
Alcohol Involved Property Damage Crashes	26	25	19
Killed in Alcohol Involved Crashes	0	0	0
Injured in Alcohol Involved Crashes	27	31	22
Drug Involved Fatal Crashes	0	0	1
Drug Involved Injury Crashes	4	5	6
Drug Involved Property Damage Crashes	7	6	15
Killed in Drug Involved Crashes	0	0	1
Injured in Drug Involved Crashes	5	11	8

Source: Missouri Department of Public Safety, Missouri State Highway Patrol.

POLICE REPORTS

	2023	2022	2021
DUI Arrests, DWI Tracking System	358	401	310
Liquor Law Arrests	4	13	10
Drug Arrests	259	217	292
Violent Offenses	183	129	164
Domestic Violence Reports	258	183	184
Property Offenses	817	737	830

Source: Missouri Department of Public Safety, Missouri State Highway Patrol.

SCHOOL REPORTS

	2022-23	2021-22
Reported School Suspensions	107	87
Reported Substance Related Suspensions	17	8
Reported Violence or Weapon Suspensions	5	0
Enrollment Grades K-8	4,435	4,450
Enrollment Grades 9-12	1,971	1,997
Dropouts	9	15

Source: Missouri Department of Elementary and Secondary Education. County-level data are aggregated by school district. Reported suspensions and dropouts fewer than five (5) in a district are suppressed and represented as zero (0) in the county totals.

----- Indicates data not currently available

HOSPITAL / EMERGENCY ROOM

Principal Disorder	2022	2021	2020
Alcohol Use: E.R. Services, then Discharged	144	146	120
Alcohol Use: E.R. Services, then Admitted	14	12	6
Alcohol Use: Admitted without E.R. Services	45	39	53
Drug Use: E.R. Services, then Discharged	148	95	98
Drug Use: E.R. Services, then Admitted	11	9	7
Drug Use: Admitted without E.R. Services	52	14	14
Mental: E.R. Services, then Discharged	521	640	523
Mental: E.R. Services, then Admitted	84	96	77
Mental: Admitted without E.R. Services	181	246	290

Related Disorder

Alcohol Use: E.R. Services, then Discharged	202	300	961
Alcohol Use: E.R. Services, then Admitted	48	27	25
Alcohol Use: Admitted without E.R. Services	142	137	195
Drug Use: E.R. Services, then Discharged	440	742	794
Drug Use: E.R. Services, then Admitted	56	52	40
Drug Use: Admitted without E.R. Services	264	249	273

Source: Missouri Department of Health and Senior Services. Hospital encounters are categorized based on ICD-10 diagnosis codes. Beginning with 2020 data, individuals with more than one encounter for a substance use or mental disorder are counted for each encounter they have during the calendar year. Related disorders are those that are listed with a secondary diagnosis.

JUVENILE PLACEMENTS

	2023	2022	2021
Total Out-of-Home Placements	35	47	44
Parent/Caretaker Alcohol Use Reported	3	2	4
Parent/Caretaker Drug Use Reported	15	29	24

Source: Missouri Department of Social Services, Children's Division. Multiple factors are often considered when a child is placed out of the home. Removals involving parental substance use conditions are included in this profile.

JUVENILE COURT REFERRALS

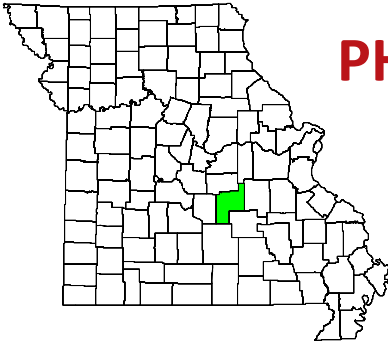
	2023	2022	2021
Child Abuse	6	1	2
Child Neglect	30	43	33
Child Custody Issues	1	6	7
Juvenile Violent Offenses	73	84	58
Juvenile Alcohol Offenses	4	2	0
Juvenile Drug Offenses	9	34	39
School Truancy	9	6	0
Absent from Home	34	38	49
Beyond Parental Control	21	20	12
Injurious Behavior	64	33	60

Source: Missouri Office of State Courts Administrator.

CRIMINAL JUSTICE

	FY 2024	FY 2023	FY 2022
Treatment Court Participants	22	23	20
Drug Conviction: Probation	96	80	65
Drug Conviction: Prison	74	96	95
Drug Conviction: Parole	89	83	79
DWI Conviction: Probation	7	12	11
DWI Conviction: Prison	3	0	3
DWI Conviction: Parole	2	2	1

Sources: Missouri Office of State Courts Administrator; Missouri Department of Corrections.



PHELPS COUNTY

Data on this page pertain to the map area shaded green.

DEMOGRAPHICS

	2023	2022	2021
Population Estimate	45,284	45,313	44,949
Labor Force	20,153	19,987	20,030
Employed	19,529	19,494	19,284
Unemployed	624	493	746
Unemployment Rate	3.1%	2.5%	3.7%
Median Household Income	-----	\$54,740	\$49,346
Poverty Estimate, Individuals of All Ages	-----	6,676	7,607
Poverty Estimate, Children Under Age 18	-----	1,683	2,008

Source: U.S. Bureau of the Census.

BIRTHS AND DEATHS

	2023	2022	2021
Resident Births	393	443	424
Resident Deaths	536	540	602
Suicide	7	9	12
Homicide	3	2	5
Alcohol Induced Deaths	2	5	5
Drug Induced Deaths	29	24	29
Smoking Attributable Deaths	79	81	66

Source: Missouri Department of Health and Senior Services

IMPAIRED DRIVING

	2023	2022	2021
Alcohol Involved Fatal Crashes	2	1	2
Alcohol Involved Injury Crashes	16	14	14
Alcohol Involved Property Damage Crashes	28	32	24
Killed in Alcohol Involved Crashes	2	1	2
Injured in Alcohol Involved Crashes	20	25	17
Drug Involved Fatal Crashes	1	0	0
Drug Involved Injury Crashes	5	6	6
Drug Involved Property Damage Crashes	3	10	12
Killed in Drug Involved Crashes	3	0	0
Injured in Drug Involved Crashes	8	6	8

Source: Missouri Department of Public Safety, Missouri State Highway Patrol.

POLICE REPORTS

	2023	2022	2021
DUI Arrests, DWI Tracking System	199	228	209
Liquor Law Arrests	17	45	5
Drug Arrests	316	398	261
Violent Offenses	120	154	150
Domestic Violence Reports	381	364	351
Property Offenses	1,044	1,069	1,119

Source: Missouri Department of Public Safety, Missouri State Highway Patrol.

SCHOOL REPORTS

	2022-23	2021-22
Reported School Suspensions	76	46
Reported Substance Related Suspensions	31	20
Reported Violence or Weapon Suspensions	5	0
Enrollment Grades K-8	4,067	4,171
Enrollment Grades 9-12	2,029	1,998
Dropouts	21	24

Source: Missouri Department of Elementary and Secondary Education. County-level data are aggregated by school district. Reported suspensions and dropouts fewer than five (5) in a district are suppressed and represented as zero (0) in the county totals.

----- Indicates data not currently available

HOSPITAL / EMERGENCY ROOM

Principal Disorder	2022	2021	2020
Alcohol Use: E.R. Services, then Discharged	107	139	137
Alcohol Use: E.R. Services, then Admitted	6	6	24
Alcohol Use: Admitted without E.R. Services	35	30	29
Drug Use: E.R. Services, then Discharged	185	128	136
Drug Use: E.R. Services, then Admitted	3	8	22
Drug Use: Admitted without E.R. Services	71	45	26
Mental: E.R. Services, then Discharged	331	405	363
Mental: E.R. Services, then Admitted	37	45	252
Mental: Admitted without E.R. Services	451	536	340

Related Disorder

Alcohol Use: E.R. Services, then Discharged	66	91	104
Alcohol Use: E.R. Services, then Admitted	36	26	169
Alcohol Use: Admitted without E.R. Services	235	247	116
Drug Use: E.R. Services, then Discharged	135	153	185
Drug Use: E.R. Services, then Admitted	43	41	215
Drug Use: Admitted without E.R. Services	397	370	212

Source: Missouri Department of Health and Senior Services. Hospital encounters are categorized based on ICD-10 diagnosis codes. Beginning with 2020 data, individuals with more than one encounter for a substance use or mental disorder are counted for each encounter they have during the calendar year. Related disorders are those that are listed with a secondary diagnosis.

JUVENILE PLACEMENTS

	2023	2022	2021
Total Out-of-Home Placements	106	131	115
Parent/Caretaker Alcohol Use Reported	14	11	4
Parent/Caretaker Drug Use Reported	79	75	71

Source: Missouri Department of Social Services, Children's Division. Multiple factors are often considered when a child is placed out of the home. Removals involving parental substance use conditions are included in this profile.

JUVENILE COURT REFERRALS

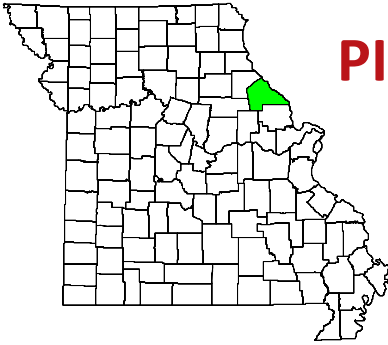
	2023	2022	2021
Child Abuse	16	69	72
Child Neglect	355	359	361
Child Custody Issues	13	8	19
Juvenile Violent Offenses	56	48	21
Juvenile Alcohol Offenses	4	8	5
Juvenile Drug Offenses	12	24	1
School Truancy	45	61	87
Absent from Home	26	10	8
Beyond Parental Control	11	42	39
Injurious Behavior	201	185	151

Source: Missouri Office of State Courts Administrator.

CRIMINAL JUSTICE

	FY 2024	FY 2023	FY 2022
Treatment Court Participants	15	19	25
Drug Conviction: Probation	58	60	76
Drug Conviction: Prison	61	44	60
Drug Conviction: Parole	62	73	69
DWI Conviction: Probation	13	7	12
DWI Conviction: Prison	3	5	4
DWI Conviction: Parole	4	3	7

Sources: Missouri Office of State Courts Administrator; Missouri Department of Corrections.



PIKE COUNTY

Data on this page pertain to the map area shaded green.

DEMOGRAPHICS

	2023	2022	2021
Population Estimate	17,935	17,664	17,602
Labor Force	7,217	7,225	7,382
Employed	6,988	7,045	7,092
Unemployed	229	180	290
Unemployment Rate	3.2%	2.5%	3.9%
Median Household Income	-----	\$59,081	\$51,699
Poverty Estimate, Individuals of All Ages	-----	2,438	2,692
Poverty Estimate, Children Under Age 18	-----	785	860

Source: U.S. Bureau of the Census.

BIRTHS AND DEATHS

	2023	2022	2021
Resident Births	186	186	202
Resident Deaths	219	235	212
Suicide	3	5	3
Homicide	1	2	0
Alcohol Induced Deaths	2	2	3
Drug Induced Deaths	4	10	5
Smoking Attributable Deaths	26	35	31

Source: Missouri Department of Health and Senior Services

IMPAIRED DRIVING

	2023	2022	2021
Alcohol Involved Fatal Crashes	1	0	1
Alcohol Involved Injury Crashes	4	4	8
Alcohol Involved Property Damage Crashes	7	10	5
Killed in Alcohol Involved Crashes	1	0	2
Injured in Alcohol Involved Crashes	5	7	12
Drug Involved Fatal Crashes	0	1	1
Drug Involved Injury Crashes	1	1	2
Drug Involved Property Damage Crashes	1	0	0
Killed in Drug Involved Crashes	0	1	1
Injured in Drug Involved Crashes	1	1	3

Source: Missouri Department of Public Safety, Missouri State Highway Patrol.

POLICE REPORTS

	2023	2022	2021
DUI Arrests, DWI Tracking System	38	49	53
Liquor Law Arrests	0	0	1
Drug Arrests	71	75	29
Violent Offenses	38	28	28
Domestic Violence Reports	115	104	122
Property Offenses	123	140	160

Source: Missouri Department of Public Safety, Missouri State Highway Patrol.

SCHOOL REPORTS

	2022-23	2021-22
Reported School Suspensions	22	37
Reported Substance Related Suspensions	0	0
Reported Violence or Weapon Suspensions	0	0
Enrollment Grades K-8	1,698	1,668
Enrollment Grades 9-12	724	761
Dropouts	0	11

Source: Missouri Department of Elementary and Secondary Education. County-level data are aggregated by school district. Reported suspensions and dropouts fewer than five (5) in a district are suppressed and represented as zero (0) in the county totals.

----- Indicates data not currently available

HOSPITAL / EMERGENCY ROOM

Principal Disorder	2022	2021	2020
Alcohol Use: E.R. Services, then Discharged	34	54	21
Alcohol Use: E.R. Services, then Admitted	8	4	2
Alcohol Use: Admitted without E.R. Services	5	10	1
Drug Use: E.R. Services, then Discharged	49	24	22
Drug Use: E.R. Services, then Admitted	0	1	3
Drug Use: Admitted without E.R. Services	8	2	2
Mental: E.R. Services, then Discharged	185	156	140
Mental: E.R. Services, then Admitted	85	87	106
Mental: Admitted without E.R. Services	61	71	74

Related Disorder

Alcohol Use: E.R. Services, then Discharged	56	48	42
Alcohol Use: E.R. Services, then Admitted	55	47	34
Alcohol Use: Admitted without E.R. Services	33	45	43
Drug Use: E.R. Services, then Discharged	80	87	57
Drug Use: E.R. Services, then Admitted	65	39	54
Drug Use: Admitted without E.R. Services	51	47	47

Source: Missouri Department of Health and Senior Services. Hospital encounters are categorized based on ICD-10 diagnosis codes. Beginning with 2020 data, individuals with more than one encounter for a substance use or mental disorder are counted for each encounter they have during the calendar year. Related disorders are those that are listed with a secondary diagnosis.

JUVENILE PLACEMENTS

	2023	2022	2021
Total Out-of-Home Placements	10	10	22
Parent/Caretaker Alcohol Use Reported	0	0	2
Parent/Caretaker Drug Use Reported	1	5	8

Source: Missouri Department of Social Services, Children's Division. Multiple factors are often considered when a child is placed out of the home. Removals involving parental substance use conditions are included in this profile.

JUVENILE COURT REFERRALS

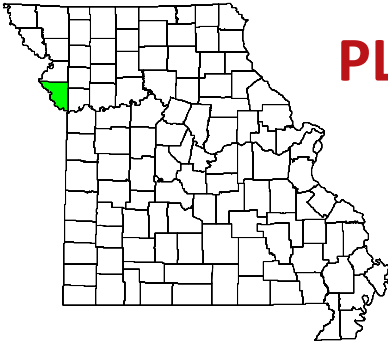
	2023	2022	2021
Child Abuse	2	3	1
Child Neglect	20	35	69
Child Custody Issues	3	12	4
Juvenile Violent Offenses	10	16	11
Juvenile Alcohol Offenses	0	4	5
Juvenile Drug Offenses	4	4	6
School Truancy	10	21	7
Absent from Home	6	5	3
Beyond Parental Control	0	1	0
Injurious Behavior	12	14	3

Source: Missouri Office of State Courts Administrator.

CRIMINAL JUSTICE

	FY 2024	FY 2023	FY 2022
Treatment Court Participants	24	24	17
Drug Conviction: Probation	53	43	41
Drug Conviction: Prison	27	21	27
Drug Conviction: Parole	27	21	21
DWI Conviction: Probation	5	1	2
DWI Conviction: Prison	2	1	0
DWI Conviction: Parole	0	0	0

Sources: Missouri Office of State Courts Administrator; Missouri Department of Corrections.



PLATTE COUNTY

Data on this page pertain to the map area shaded green.

DEMOGRAPHICS

	2023	2022	2021
Population Estimate	111,940	110,534	108,720
Labor Force	60,678	60,049	59,458
Employed	59,116	58,738	57,052
Unemployed	1,562	1,311	2,406
Unemployment Rate	2.6%	2.2%	4.0%
Median Household Income	-----	\$93,925	\$86,720
Poverty Estimate, Individuals of All Ages	-----	9,020	7,464
Poverty Estimate, Children Under Age 18	-----	2,238	2,014

Source: U.S. Bureau of the Census.

BIRTHS AND DEATHS

	2023	2022	2021
Resident Births	1,136	1,167	1,229
Resident Deaths	910	925	907
Suicide	19	10	12
Homicide	7	6	4
Alcohol Induced Deaths	12	20	13
Drug Induced Deaths	26	22	26
Smoking Attributable Deaths	105	117	104

Source: Missouri Department of Health and Senior Services

IMPAIRED DRIVING

	2023	2022	2021
Alcohol Involved Fatal Crashes	2	2	1
Alcohol Involved Injury Crashes	38	32	38
Alcohol Involved Property Damage Crashes	64	61	48
Killed in Alcohol Involved Crashes	2	2	1
Injured in Alcohol Involved Crashes	50	47	46
Drug Involved Fatal Crashes	0	1	0
Drug Involved Injury Crashes	5	10	5
Drug Involved Property Damage Crashes	7	5	9
Killed in Drug Involved Crashes	0	1	0
Injured in Drug Involved Crashes	8	14	6

Source: Missouri Department of Public Safety, Missouri State Highway Patrol.

POLICE REPORTS

	2023	2022	2021
DUI Arrests, DWI Tracking System	554	675	530
Liquor Law Arrests	9	2	5
Drug Arrests	220	299	203
Violent Offenses	105	105	127
Domestic Violence Reports	202	206	221
Property Offenses	912	1,268	847

Source: Missouri Department of Public Safety, Missouri State Highway Patrol.

SCHOOL REPORTS

	2022-23	2021-22
Reported School Suspensions	213	217
Reported Substance Related Suspensions	104	110
Reported Violence or Weapon Suspensions	17	21
Enrollment Grades K-8	11,604	11,710
Enrollment Grades 9-12	5,513	5,431
Dropouts	93	85

Source: Missouri Department of Elementary and Secondary Education. County-level data are aggregated by school district. Reported suspensions and dropouts fewer than five (5) in a district are suppressed and represented as zero (0) in the county totals.

----- Indicates data not currently available

HOSPITAL / EMERGENCY ROOM

Principal Disorder	2022	2021	2020
Alcohol Use: E.R. Services, then Discharged	322	250	244
Alcohol Use: E.R. Services, then Admitted	0	3	9
Alcohol Use: Admitted without E.R. Services	134	124	121
Drug Use: E.R. Services, then Discharged	241	126	105
Drug Use: E.R. Services, then Admitted	1	2	4
Drug Use: Admitted without E.R. Services	67	35	42
Mental: E.R. Services, then Discharged	817	1,150	801
Mental: E.R. Services, then Admitted	17	25	16
Mental: Admitted without E.R. Services	537	668	701

Related Disorder

Alcohol Use: E.R. Services, then Discharged	191	154	168
Alcohol Use: E.R. Services, then Admitted	14	25	20
Alcohol Use: Admitted without E.R. Services	367	402	423
Drug Use: E.R. Services, then Discharged	227	203	198
Drug Use: E.R. Services, then Admitted	13	32	20
Drug Use: Admitted without E.R. Services	341	479	462

Source: Missouri Department of Health and Senior Services. Hospital encounters are categorized based on ICD-10 diagnosis codes. Beginning with 2020 data, individuals with more than one encounter for a substance use or mental disorder are counted for each encounter they have during the calendar year. Related disorders are those that are listed with a secondary diagnosis.

JUVENILE PLACEMENTS

	2023	2022	2021
Total Out-of-Home Placements	32	33	27
Parent/Caretaker Alcohol Use Reported	0	1	1
Parent/Caretaker Drug Use Reported	24	23	5

Source: Missouri Department of Social Services, Children's Division. Multiple factors are often considered when a child is placed out of the home. Removals involving parental substance use conditions are included in this profile.

JUVENILE COURT REFERRALS

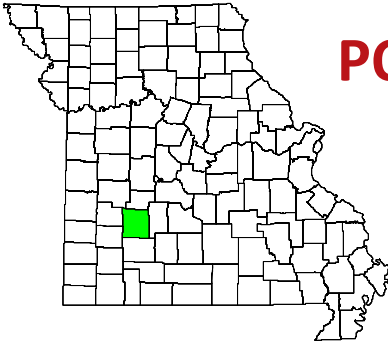
	2023	2022	2021
Child Abuse	4	5	10
Child Neglect	29	22	25
Child Custody Issues	0	0	0
Juvenile Violent Offenses	77	83	43
Juvenile Alcohol Offenses	10	5	5
Juvenile Drug Offenses	41	51	31
School Truancy	32	31	9
Absent from Home	4	8	7
Beyond Parental Control	7	8	8
Injurious Behavior	23	35	21

Source: Missouri Office of State Courts Administrator.

CRIMINAL JUSTICE

	FY 2024	FY 2023	FY 2022
Treatment Court Participants	139	129	104
Drug Conviction: Probation	128	144	133
Drug Conviction: Prison	51	35	42
Drug Conviction: Parole	67	57	56
DWI Conviction: Probation	16	8	18
DWI Conviction: Prison	9	6	5
DWI Conviction: Parole	8	6	4

Sources: Missouri Office of State Courts Administrator; Missouri Department of Corrections.



POLK COUNTY

Data on this page pertain to the map area shaded green.

DEMOGRAPHICS

	2023	2022	2021
Population Estimate	32,780	32,693	32,089
Labor Force	14,880	14,744	14,576
Employed	14,421	14,386	14,067
Unemployed	459	358	509
Unemployment Rate	3.1%	2.4%	3.5%
Median Household Income	-----	\$53,693	\$53,856
Poverty Estimate, Individuals of All Ages	-----	5,592	4,694
Poverty Estimate, Children Under Age 18	-----	1,624	1,419

Source: U.S. Bureau of the Census.

BIRTHS AND DEATHS

	2023	2022	2021
Resident Births	407	373	389
Resident Deaths	356	405	428
Suicide	9	7	8
Homicide	2	2	3
Alcohol Induced Deaths	4	3	6
Drug Induced Deaths	6	3	7
Smoking Attributable Deaths	56	54	69

Source: Missouri Department of Health and Senior Services

IMPAIRED DRIVING

	2023	2022	2021
Alcohol Involved Fatal Crashes	0	1	1
Alcohol Involved Injury Crashes	4	12	7
Alcohol Involved Property Damage Crashes	10	20	8
Killed in Alcohol Involved Crashes	0	1	1
Injured in Alcohol Involved Crashes	4	24	8
Drug Involved Fatal Crashes	0	0	1
Drug Involved Injury Crashes	1	0	0
Drug Involved Property Damage Crashes	2	0	2
Killed in Drug Involved Crashes	0	0	1
Injured in Drug Involved Crashes	1	0	1

Source: Missouri Department of Public Safety, Missouri State Highway Patrol.

POLICE REPORTS

	2023	2022	2021
DUI Arrests, DWI Tracking System	86	95	68
Liquor Law Arrests	1	0	0
Drug Arrests	48	58	49
Violent Offenses	91	58	135
Domestic Violence Reports	284	242	310
Property Offenses	455	505	560

Source: Missouri Department of Public Safety, Missouri State Highway Patrol.

SCHOOL REPORTS

	2022-23	2021-22
Reported School Suspensions	42	60
Reported Substance Related Suspensions	15	5
Reported Violence or Weapon Suspensions	0	8
Enrollment Grades K-8	3,310	3,338
Enrollment Grades 9-12	1,541	1,564
Dropouts	12	28

Source: Missouri Department of Elementary and Secondary Education. County-level data are aggregated by school district. Reported suspensions and dropouts fewer than five (5) in a district are suppressed and represented as zero (0) in the county totals.

----- Indicates data not currently available

HOSPITAL / EMERGENCY ROOM

Principal Disorder	2022	2021	2020
Alcohol Use: E.R. Services, then Discharged	79	62	78
Alcohol Use: E.R. Services, then Admitted	22	15	8
Alcohol Use: Admitted without E.R. Services	17	18	10
Drug Use: E.R. Services, then Discharged	112	63	52
Drug Use: E.R. Services, then Admitted	10	5	5
Drug Use: Admitted without E.R. Services	20	11	12
Mental: E.R. Services, then Discharged	314	288	308
Mental: E.R. Services, then Admitted	46	70	50
Mental: Admitted without E.R. Services	267	271	252

Related Disorder

Alcohol Use: E.R. Services, then Discharged	112	105	89
Alcohol Use: E.R. Services, then Admitted	55	53	35
Alcohol Use: Admitted without E.R. Services	72	97	99
Drug Use: E.R. Services, then Discharged	180	193	182
Drug Use: E.R. Services, then Admitted	62	95	58
Drug Use: Admitted without E.R. Services	143	173	154

Source: Missouri Department of Health and Senior Services. Hospital encounters are categorized based on ICD-10 diagnosis codes. Beginning with 2020 data, individuals with more than one encounter for a substance use or mental disorder are counted for each encounter they have during the calendar year. Related disorders are those that are listed with a secondary diagnosis.

JUVENILE PLACEMENTS

	2023	2022	2021
Total Out-of-Home Placements	35	28	29
Parent/Caretaker Alcohol Use Reported	0	0	2
Parent/Caretaker Drug Use Reported	16	13	17

Source: Missouri Department of Social Services, Children's Division. Multiple factors are often considered when a child is placed out of the home. Removals involving parental substance use conditions are included in this profile.

JUVENILE COURT REFERRALS

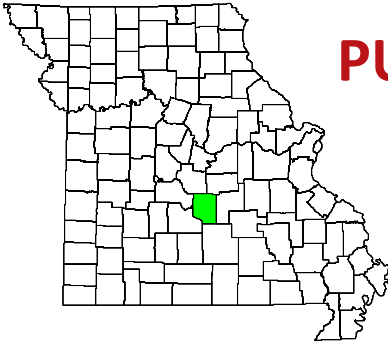
	2023	2022	2021
Child Abuse	22	13	12
Child Neglect	56	52	48
Child Custody Issues	34	36	21
Juvenile Violent Offenses	86	92	68
Juvenile Alcohol Offenses	0	5	3
Juvenile Drug Offenses	14	8	13
School Truancy	15	5	4
Absent from Home	47	61	21
Beyond Parental Control	12	20	10
Injurious Behavior	15	14	6

Source: Missouri Office of State Courts Administrator.

CRIMINAL JUSTICE

	FY 2024	FY 2023	FY 2022
Treatment Court Participants	0	0	0
Drug Conviction: Probation	12	32	45
Drug Conviction: Prison	21	33	52
Drug Conviction: Parole	29	32	53
DWI Conviction: Probation	1	1	2
DWI Conviction: Prison	1	3	2
DWI Conviction: Parole	2	3	2

Sources: Missouri Office of State Courts Administrator; Missouri Department of Corrections.



PULASKI COUNTY

Data on this page pertain to the map area shaded green.

DEMOGRAPHICS

	2023	2022	2021
Population Estimate	53,812	53,941	53,850
Labor Force	14,619	14,517	14,585
Employed	14,089	14,089	13,938
Unemployed	530	428	647
Unemployment Rate	3.6%	2.9%	4.4%
Median Household Income	-----	\$61,718	\$58,046
Poverty Estimate, Individuals of All Ages	-----	5,331	5,522
Poverty Estimate, Children Under Age 18	-----	1,599	1,649

Source: U.S. Bureau of the Census.

BIRTHS AND DEATHS

	2023	2022	2021
Resident Births	647	689	741
Resident Deaths	371	425	459
Suicide	3	9	13
Homicide	3	2	2
Alcohol Induced Deaths	6	4	2
Drug Induced Deaths	22	32	27
Smoking Attributable Deaths	70	64	63

Source: Missouri Department of Health and Senior Services

IMPAIRED DRIVING

	2023	2022	2021
Alcohol Involved Fatal Crashes	1	1	1
Alcohol Involved Injury Crashes	19	20	18
Alcohol Involved Property Damage Crashes	30	27	30
Killed in Alcohol Involved Crashes	1	1	1
Injured in Alcohol Involved Crashes	23	26	20
Drug Involved Fatal Crashes	0	0	2
Drug Involved Injury Crashes	2	3	3
Drug Involved Property Damage Crashes	5	6	7
Killed in Drug Involved Crashes	0	0	2
Injured in Drug Involved Crashes	2	3	3

Source: Missouri Department of Public Safety, Missouri State Highway Patrol.

POLICE REPORTS

	2023	2022	2021
DUI Arrests, DWI Tracking System	215	211	213
Liquor Law Arrests	1	2	4
Drug Arrests	65	95	80
Violent Offenses	123	51	84
Domestic Violence Reports	192	133	146
Property Offenses	460	441	522

Source: Missouri Department of Public Safety, Missouri State Highway Patrol.

SCHOOL REPORTS

	2022-23	2021-22
Reported School Suspensions	195	217
Reported Substance Related Suspensions	52	48
Reported Violence or Weapon Suspensions	8	6
Enrollment Grades K-8	5,900	5,827
Enrollment Grades 9-12	2,532	2,406
Dropouts	40	48

Source: Missouri Department of Elementary and Secondary Education. County-level data are aggregated by school district. Reported suspensions and dropouts fewer than five (5) in a district are suppressed and represented as zero (0) in the county totals.

----- Indicates data not currently available

HOSPITAL / EMERGENCY ROOM

Principal Disorder	2022	2021	2020
Alcohol Use: E.R. Services, then Discharged	70	64	68
Alcohol Use: E.R. Services, then Admitted	12	14	11
Alcohol Use: Admitted without E.R. Services	27	21	11
Drug Use: E.R. Services, then Discharged	111	81	121
Drug Use: E.R. Services, then Admitted	9	6	15
Drug Use: Admitted without E.R. Services	55	28	35
Mental: E.R. Services, then Discharged	208	244	218
Mental: E.R. Services, then Admitted	23	24	134
Mental: Admitted without E.R. Services	333	338	276

Related Disorder

Alcohol Use: E.R. Services, then Discharged	74	59	59
Alcohol Use: E.R. Services, then Admitted	66	31	91
Alcohol Use: Admitted without E.R. Services	163	153	86
Drug Use: E.R. Services, then Discharged	155	131	126
Drug Use: E.R. Services, then Admitted	42	30	137
Drug Use: Admitted without E.R. Services	214	204	134

Source: Missouri Department of Health and Senior Services. Hospital encounters are categorized based on ICD-10 diagnosis codes. Beginning with 2020 data, individuals with more than one encounter for a substance use or mental disorder are counted for each encounter they have during the calendar year. Related disorders are those that are listed with a secondary diagnosis.

JUVENILE PLACEMENTS

	2023	2022	2021
Total Out-of-Home Placements	137	64	90
Parent/Caretaker Alcohol Use Reported	3	2	10
Parent/Caretaker Drug Use Reported	59	31	41

Source: Missouri Department of Social Services, Children's Division. Multiple factors are often considered when a child is placed out of the home. Removals involving parental substance use conditions are included in this profile.

JUVENILE COURT REFERRALS

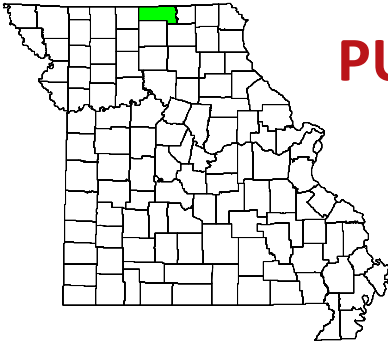
	2023	2022	2021
Child Abuse	194	119	88
Child Neglect	324	216	245
Child Custody Issues	3	3	2
Juvenile Violent Offenses	75	25	10
Juvenile Alcohol Offenses	5	1	0
Juvenile Drug Offenses	41	13	12
School Truancy	69	94	88
Absent from Home	20	36	14
Beyond Parental Control	7	3	5
Injurious Behavior	180	256	161

Source: Missouri Office of State Courts Administrator.

CRIMINAL JUSTICE

	FY 2024	FY 2023	FY 2022
Treatment Court Participants	39	35	25
Drug Conviction: Probation	46	62	75
Drug Conviction: Prison	36	51	49
Drug Conviction: Parole	58	56	70
DWI Conviction: Probation	2	1	2
DWI Conviction: Prison	2	1	1
DWI Conviction: Parole	0	0	0

Sources: Missouri Office of State Courts Administrator; Missouri Department of Corrections.



PUTNAM COUNTY

Data on this page pertain to the map area shaded green.

DEMOGRAPHICS

	2023	2022	2021
Population Estimate	4,638	4,666	4,696
Labor Force	2,115	2,162	2,233
Employed	2,050	2,112	2,163
Unemployed	65	50	70
Unemployment Rate	3.1%	2.3%	3.1%
Median Household Income	-----	\$49,532	\$46,774
Poverty Estimate, Individuals of All Ages	-----	752	669
Poverty Estimate, Children Under Age 18	-----	230	221

Source: U.S. Bureau of the Census.

BIRTHS AND DEATHS

	2023	2022	2021
Resident Births	62	67	48
Resident Deaths	59	85	89
Suicide	2	3	0
Homicide	0	0	0
Alcohol Induced Deaths	0	0	0
Drug Induced Deaths	0	3	1
Smoking Attributable Deaths	10	18	16

Source: Missouri Department of Health and Senior Services

IMPAIRED DRIVING

	2023	2022	2021
Alcohol Involved Fatal Crashes	0	0	1
Alcohol Involved Injury Crashes	2	2	3
Alcohol Involved Property Damage Crashes	2	2	0
Killed in Alcohol Involved Crashes	0	0	1
Injured in Alcohol Involved Crashes	3	2	4
Drug Involved Fatal Crashes	0	0	0
Drug Involved Injury Crashes	0	0	0
Drug Involved Property Damage Crashes	0	0	0
Killed in Drug Involved Crashes	0	0	0
Injured in Drug Involved Crashes	0	0	0

Source: Missouri Department of Public Safety, Missouri State Highway Patrol.

POLICE REPORTS

	2023	2022	2021
DUI Arrests, DWI Tracking System	26	39	21
Liquor Law Arrests	0	0	0
Drug Arrests	2	7	0
Violent Offenses	5	7	0
Domestic Violence Reports	7	11	0
Property Offenses	12	5	0

Source: Missouri Department of Public Safety, Missouri State Highway Patrol.

SCHOOL REPORTS

	2022-23	2021-22
Reported School Suspensions	17	10
Reported Substance Related Suspensions	0	0
Reported Violence or Weapon Suspensions	0	0
Enrollment Grades K-8	420	424
Enrollment Grades 9-12	209	192
Dropouts	0	0

Source: Missouri Department of Elementary and Secondary Education. County-level data are aggregated by school district. Reported suspensions and dropouts fewer than five (5) in a district are suppressed and represented as zero (0) in the county totals.

----- Indicates data not currently available

HOSPITAL / EMERGENCY ROOM

Principal Disorder	2022	2021	2020
Alcohol Use: E.R. Services, then Discharged	4	3	8
Alcohol Use: E.R. Services, then Admitted	0	0	0
Alcohol Use: Admitted without E.R. Services	0	2	2
Drug Use: E.R. Services, then Discharged	4	4	4
Drug Use: E.R. Services, then Admitted	0	0	4
Drug Use: Admitted without E.R. Services	1	0	2
Mental: E.R. Services, then Discharged	21	31	22
Mental: E.R. Services, then Admitted	4	7	6
Mental: Admitted without E.R. Services	15	8	27

Related Disorder

Alcohol Use: E.R. Services, then Discharged	8	6	10
Alcohol Use: E.R. Services, then Admitted	3	4	4
Alcohol Use: Admitted without E.R. Services	15	16	24
Drug Use: E.R. Services, then Discharged	8	11	9
Drug Use: E.R. Services, then Admitted	2	7	5
Drug Use: Admitted without E.R. Services	15	9	10

Source: Missouri Department of Health and Senior Services. Hospital encounters are categorized based on ICD-10 diagnosis codes. Beginning with 2020 data, individuals with more than one encounter for a substance use or mental disorder are counted for each encounter they have during the calendar year. Related disorders are those that are listed with a secondary diagnosis.

JUVENILE PLACEMENTS

	2023	2022	2021
Total Out-of-Home Placements	8	4	11
Parent/Caretaker Alcohol Use Reported	0	0	0
Parent/Caretaker Drug Use Reported	3	0	5

Source: Missouri Department of Social Services, Children's Division. Multiple factors are often considered when a child is placed out of the home. Removals involving parental substance use conditions are included in this profile.

JUVENILE COURT REFERRALS

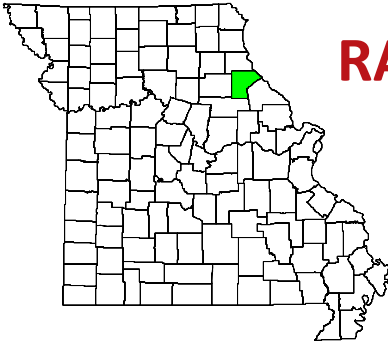
	2023	2022	2021
Child Abuse	10	16	0
Child Neglect	10	28	27
Child Custody Issues	0	0	0
Juvenile Violent Offenses	1	1	3
Juvenile Alcohol Offenses	0	1	1
Juvenile Drug Offenses	1	3	0
School Truancy	10	11	0
Absent from Home	0	0	0
Beyond Parental Control	6	8	0
Injurious Behavior	21	8	10

Source: Missouri Office of State Courts Administrator.

CRIMINAL JUSTICE

	FY 2024	FY 2023	FY 2022
Treatment Court Participants	10	12	9
Drug Conviction: Probation	7	11	6
Drug Conviction: Prison	4	7	1
Drug Conviction: Parole	3	2	5
DWI Conviction: Probation	2	1	1
DWI Conviction: Prison	0	0	0
DWI Conviction: Parole	0	0	0

Sources: Missouri Office of State Courts Administrator; Missouri Department of Corrections.



RALLS COUNTY

Data on this page pertain to the map area shaded green.

DEMOGRAPHICS

	2023	2022	2021
Population Estimate	10,489	10,420	10,378
Labor Force	5,365	5,405	5,602
Employed	5,216	5,280	5,412
Unemployed	149	125	190
Unemployment Rate	2.8%	2.3%	3.4%
Median Household Income	-----	\$65,016	\$61,239
Poverty Estimate, Individuals of All Ages	-----	967	1,006
Poverty Estimate, Children Under Age 18	-----	273	277

Source: U.S. Bureau of the Census.

BIRTHS AND DEATHS

	2023	2022	2021
Resident Births	75	99	99
Resident Deaths	125	134	137
Suicide	2	1	3
Homicide	1	1	0
Alcohol Induced Deaths	0	0	1
Drug Induced Deaths	1	0	3
Smoking Attributable Deaths	21	17	20

Source: Missouri Department of Health and Senior Services

IMPAIRED DRIVING

	2023	2022	2021
Alcohol Involved Fatal Crashes	1	1	1
Alcohol Involved Injury Crashes	5	2	4
Alcohol Involved Property Damage Crashes	3	3	6
Killed in Alcohol Involved Crashes	1	1	1
Injured in Alcohol Involved Crashes	7	2	8
Drug Involved Fatal Crashes	0	0	0
Drug Involved Injury Crashes	0	0	0
Drug Involved Property Damage Crashes	0	1	2
Killed in Drug Involved Crashes	0	0	0
Injured in Drug Involved Crashes	0	0	0

Source: Missouri Department of Public Safety, Missouri State Highway Patrol.

POLICE REPORTS

	2023	2022	2021
DUI Arrests, DWI Tracking System	28	34	34
Liquor Law Arrests	0	0	2
Drug Arrests	12	19	24
Violent Offenses	8	6	5
Domestic Violence Reports	37	30	17
Property Offenses	35	44	51

Source: Missouri Department of Public Safety, Missouri State Highway Patrol.

SCHOOL REPORTS

	2022-23	2021-22
Reported School Suspensions	10	5
Reported Substance Related Suspensions	0	0
Reported Violence or Weapon Suspensions	0	0
Enrollment Grades K-8	554	520
Enrollment Grades 9-12	257	256
Dropouts	0	0

Source: Missouri Department of Elementary and Secondary Education. County-level data are aggregated by school district. Reported suspensions and dropouts fewer than five (5) in a district are suppressed and represented as zero (0) in the county totals.

----- Indicates data not currently available

HOSPITAL / EMERGENCY ROOM

Principal Disorder	2022	2021	2020
Alcohol Use: E.R. Services, then Discharged	11	10	10
Alcohol Use: E.R. Services, then Admitted	5	2	2
Alcohol Use: Admitted without E.R. Services	1	1	0
Drug Use: E.R. Services, then Discharged	18	7	6
Drug Use: E.R. Services, then Admitted	7	0	2
Drug Use: Admitted without E.R. Services	0	1	1
Mental: E.R. Services, then Discharged	38	31	54
Mental: E.R. Services, then Admitted	17	14	14
Mental: Admitted without E.R. Services	27	22	34

Related Disorder

Alcohol Use: E.R. Services, then Discharged	27	13	12
Alcohol Use: E.R. Services, then Admitted	21	16	16
Alcohol Use: Admitted without E.R. Services	12	3	7
Drug Use: E.R. Services, then Discharged	41	29	37
Drug Use: E.R. Services, then Admitted	24	15	17
Drug Use: Admitted without E.R. Services	12	9	13

Source: Missouri Department of Health and Senior Services. Hospital encounters are categorized based on ICD-10 diagnosis codes. Beginning with 2020 data, individuals with more than one encounter for a substance use or mental disorder are counted for each encounter they have during the calendar year. Related disorders are those that are listed with a secondary diagnosis.

JUVENILE PLACEMENTS

	2023	2022	2021
Total Out-of-Home Placements	7	3	14
Parent/Caretaker Alcohol Use Reported	0	0	0
Parent/Caretaker Drug Use Reported	1	1	6

Source: Missouri Department of Social Services, Children's Division. Multiple factors are often considered when a child is placed out of the home. Removals involving parental substance use conditions are included in this profile.

JUVENILE COURT REFERRALS

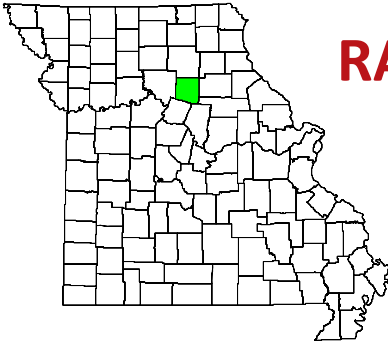
	2023	2022	2021
Child Abuse	0	2	0
Child Neglect	3	3	0
Child Custody Issues	1	4	0
Juvenile Violent Offenses	8	8	1
Juvenile Alcohol Offenses	1	0	0
Juvenile Drug Offenses	3	5	0
School Truancy	2	3	2
Absent from Home	0	0	0
Beyond Parental Control	5	14	0
Injurious Behavior	2	3	1

Source: Missouri Office of State Courts Administrator.

CRIMINAL JUSTICE

	FY 2024	FY 2023	FY 2022
Treatment Court Participants	0	0	0
Drug Conviction: Probation	4	8	15
Drug Conviction: Prison	10	11	13
Drug Conviction: Parole	18	11	20
DWI Conviction: Probation	1	0	0
DWI Conviction: Prison	0	0	1
DWI Conviction: Parole	0	0	1

Sources: Missouri Office of State Courts Administrator; Missouri Department of Corrections.



RANDOLPH COUNTY

Data on this page pertain to the map area shaded green.

DEMOGRAPHICS

	2023	2022	2021
Population Estimate	24,109	24,622	24,569
Labor Force	10,042	10,191	10,273
Employed	9,690	9,931	9,840
Unemployed	352	260	433
Unemployment Rate	3.5%	2.6%	4.2%
Median Household Income	-----	\$48,762	\$48,560
Poverty Estimate, Individuals of All Ages	-----	3,777	3,439
Poverty Estimate, Children Under Age 18	-----	1,094	1,039

Source: U.S. Bureau of the Census.

BIRTHS AND DEATHS

	2023	2022	2021
Resident Births	278	288	279
Resident Deaths	304	327	358
Suicide	2	6	6
Homicide	0	0	2
Alcohol Induced Deaths	6	5	4
Drug Induced Deaths	8	6	6
Smoking Attributable Deaths	46	53	62

Source: Missouri Department of Health and Senior Services

IMPAIRED DRIVING

	2023	2022	2021
Alcohol Involved Fatal Crashes	1	0	0
Alcohol Involved Injury Crashes	5	6	7
Alcohol Involved Property Damage Crashes	7	15	11
Killed in Alcohol Involved Crashes	1	0	0
Injured in Alcohol Involved Crashes	11	6	8
Drug Involved Fatal Crashes	0	0	0
Drug Involved Injury Crashes	3	2	2
Drug Involved Property Damage Crashes	0	1	6
Killed in Drug Involved Crashes	0	0	0
Injured in Drug Involved Crashes	4	4	2

Source: Missouri Department of Public Safety, Missouri State Highway Patrol.

POLICE REPORTS

	2023	2022	2021
DUI Arrests, DWI Tracking System	85	120	170
Liquor Law Arrests	0	0	4
Drug Arrests	88	113	103
Violent Offenses	91	85	124
Domestic Violence Reports	89	111	109
Property Offenses	241	252	303

Source: Missouri Department of Public Safety, Missouri State Highway Patrol.

SCHOOL REPORTS

	2022-23	2021-22
Reported School Suspensions	64	46
Reported Substance Related Suspensions	13	7
Reported Violence or Weapon Suspensions	9	12
Enrollment Grades K-8	2,197	2,191
Enrollment Grades 9-12	1,055	1,102
Dropouts	15	26

Source: Missouri Department of Elementary and Secondary Education. County-level data are aggregated by school district. Reported suspensions and dropouts fewer than five (5) in a district are suppressed and represented as zero (0) in the county totals.

----- Indicates data not currently available

HOSPITAL / EMERGENCY ROOM

Principal Disorder	2022	2021	2020
Alcohol Use: E.R. Services, then Discharged	55	49	47
Alcohol Use: E.R. Services, then Admitted	9	12	13
Alcohol Use: Admitted without E.R. Services	15	13	16
Drug Use: E.R. Services, then Discharged	44	66	46
Drug Use: E.R. Services, then Admitted	22	7	12
Drug Use: Admitted without E.R. Services	13	13	12
Mental: E.R. Services, then Discharged	186	209	163
Mental: E.R. Services, then Admitted	100	122	110
Mental: Admitted without E.R. Services	156	239	237

Related Disorder

Alcohol Use: E.R. Services, then Discharged	70	72	74
Alcohol Use: E.R. Services, then Admitted	42	50	50
Alcohol Use: Admitted without E.R. Services	81	81	72
Drug Use: E.R. Services, then Discharged	129	143	115
Drug Use: E.R. Services, then Admitted	84	83	76
Drug Use: Admitted without E.R. Services	121	126	115

Source: Missouri Department of Health and Senior Services. Hospital encounters are categorized based on ICD-10 diagnosis codes. Beginning with 2020 data, individuals with more than one encounter for a substance use or mental disorder are counted for each encounter they have during the calendar year. Related disorders are those that are listed with a secondary diagnosis.

JUVENILE PLACEMENTS

	2023	2022	2021
Total Out-of-Home Placements	69	86	74
Parent/Caretaker Alcohol Use Reported	0	7	6
Parent/Caretaker Drug Use Reported	14	28	27

Source: Missouri Department of Social Services, Children's Division. Multiple factors are often considered when a child is placed out of the home. Removals involving parental substance use conditions are included in this profile.

JUVENILE COURT REFERRALS

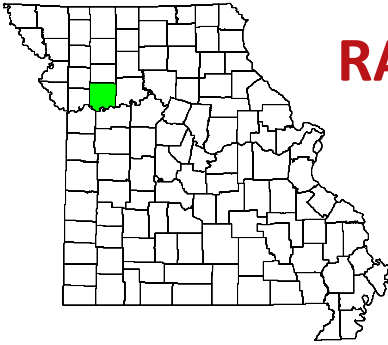
	2023	2022	2021
Child Abuse	47	96	92
Child Neglect	87	163	109
Child Custody Issues	0	0	0
Juvenile Violent Offenses	10	18	8
Juvenile Alcohol Offenses	1	0	0
Juvenile Drug Offenses	6	14	8
School Truancy	56	89	63
Absent from Home	26	27	26
Beyond Parental Control	34	28	15
Injurious Behavior	159	149	103

Source: Missouri Office of State Courts Administrator.

CRIMINAL JUSTICE

	FY 2024	FY 2023	FY 2022
Treatment Court Participants	15	12	15
Drug Conviction: Probation	62	82	87
Drug Conviction: Prison	32	52	58
Drug Conviction: Parole	99	92	95
DWI Conviction: Probation	7	7	9
DWI Conviction: Prison	5	2	0
DWI Conviction: Parole	7	6	11

Sources: Missouri Office of State Courts Administrator; Missouri Department of Corrections.



RAY COUNTY

Data on this page pertain to the map area shaded green.

DEMOGRAPHICS

	2023	2022	2021
Population Estimate	23,182	23,107	23,061
Labor Force	10,956	10,910	10,983
Employed	10,595	10,546	10,272
Unemployed	361	364	711
Unemployment Rate	3.3%	3.3%	6.5%
Median Household Income	-----	\$70,506	\$68,609
Poverty Estimate, Individuals of All Ages	-----	2,876	2,361
Poverty Estimate, Children Under Age 18	-----	851	732

Source: U.S. Bureau of the Census.

BIRTHS AND DEATHS

	2023	2022	2021
Resident Births	250	241	258
Resident Deaths	286	342	354
Suicide	3	7	10
Homicide	1	3	0
Alcohol Induced Deaths	0	0	5
Drug Induced Deaths	2	8	6
Smoking Attributable Deaths	54	49	50

Source: Missouri Department of Health and Senior Services

IMPAIRED DRIVING

	2023	2022	2021
Alcohol Involved Fatal Crashes	0	0	0
Alcohol Involved Injury Crashes	13	11	9
Alcohol Involved Property Damage Crashes	14	14	9
Killed in Alcohol Involved Crashes	0	0	0
Injured in Alcohol Involved Crashes	13	12	15
Drug Involved Fatal Crashes	0	0	1
Drug Involved Injury Crashes	1	3	2
Drug Involved Property Damage Crashes	3	2	3
Killed in Drug Involved Crashes	0	0	1
Injured in Drug Involved Crashes	1	4	4

Source: Missouri Department of Public Safety, Missouri State Highway Patrol.

POLICE REPORTS

	2023	2022	2021
DUI Arrests, DWI Tracking System	136	86	59
Liquor Law Arrests	1	2	4
Drug Arrests	53	59	49
Violent Offenses	115	120	157
Domestic Violence Reports	167	170	151
Property Offenses	297	296	235

Source: Missouri Department of Public Safety, Missouri State Highway Patrol.

SCHOOL REPORTS

	2022-23	2021-22
Reported School Suspensions	32	20
Reported Substance Related Suspensions	0	5
Reported Violence or Weapon Suspensions	0	0
Enrollment Grades K-8	2,099	2,068
Enrollment Grades 9-12	950	944
Dropouts	11	19

Source: Missouri Department of Elementary and Secondary Education. County-level data are aggregated by school district. Reported suspensions and dropouts fewer than five (5) in a district are suppressed and represented as zero (0) in the county totals.

----- Indicates data not currently available

HOSPITAL / EMERGENCY ROOM

Principal Disorder	2022	2021	2020
Alcohol Use: E.R. Services, then Discharged	34	39	51
Alcohol Use: E.R. Services, then Admitted	4	5	9
Alcohol Use: Admitted without E.R. Services	20	28	21
Drug Use: E.R. Services, then Discharged	74	35	37
Drug Use: E.R. Services, then Admitted	5	1	2
Drug Use: Admitted without E.R. Services	21	5	9
Mental: E.R. Services, then Discharged	185	242	255
Mental: E.R. Services, then Admitted	7	6	2
Mental: Admitted without E.R. Services	154	213	162

Related Disorder

Alcohol Use: E.R. Services, then Discharged	53	52	58
Alcohol Use: E.R. Services, then Admitted	22	20	22
Alcohol Use: Admitted without E.R. Services	58	70	84
Drug Use: E.R. Services, then Discharged	94	75	86
Drug Use: E.R. Services, then Admitted	18	41	26
Drug Use: Admitted without E.R. Services	120	165	125

Source: Missouri Department of Health and Senior Services. Hospital encounters are categorized based on ICD-10 diagnosis codes. Beginning with 2020 data, individuals with more than one encounter for a substance use or mental disorder are counted for each encounter they have during the calendar year. Related disorders are those that are listed with a secondary diagnosis.

JUVENILE PLACEMENTS

	2023	2022	2021
Total Out-of-Home Placements	0	2	4
Parent/Caretaker Alcohol Use Reported	0	0	0
Parent/Caretaker Drug Use Reported	0	0	0

Source: Missouri Department of Social Services, Children's Division. Multiple factors are often considered when a child is placed out of the home. Removals involving parental substance use conditions are included in this profile.

JUVENILE COURT REFERRALS

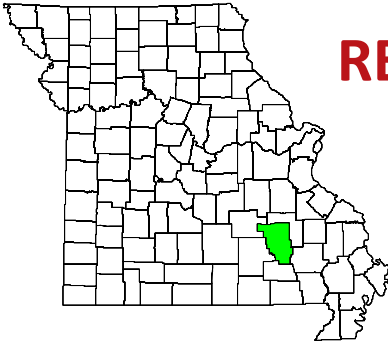
	2023	2022	2021
Child Abuse	10	11	20
Child Neglect	3	2	2
Child Custody Issues	0	0	0
Juvenile Violent Offenses	19	24	23
Juvenile Alcohol Offenses	0	4	0
Juvenile Drug Offenses	2	16	6
School Truancy	9	9	12
Absent from Home	12	6	8
Beyond Parental Control	1	2	4
Injurious Behavior	31	45	26

Source: Missouri Office of State Courts Administrator.

CRIMINAL JUSTICE

	FY 2024	FY 2023	FY 2022
Treatment Court Participants	23	25	14
Drug Conviction: Probation	35	24	43
Drug Conviction: Prison	24	20	37
Drug Conviction: Parole	32	38	42
DWI Conviction: Probation	4	1	3
DWI Conviction: Prison	0	1	1
DWI Conviction: Parole	1	1	1

Sources: Missouri Office of State Courts Administrator; Missouri Department of Corrections.



REYNOLDS COUNTY

Data on this page pertain to the map area shaded green.

DEMOGRAPHICS

	2023	2022	2021
Population Estimate	5,950	6,006	6,082
Labor Force	2,721	2,803	2,936
Employed	2,629	2,722	2,815
Unemployed	92	81	121
Unemployment Rate	3.4%	2.9%	4.1%
Median Household Income	-----	\$44,409	\$42,611
Poverty Estimate, Individuals of All Ages	-----	1,268	984
Poverty Estimate, Children Under Age 18	-----	322	358

Source: U.S. Bureau of the Census.

BIRTHS AND DEATHS

	2023	2022	2021
Resident Births	58	66	53
Resident Deaths	84	96	112
Suicide	1	0	0
Homicide	0	0	1
Alcohol Induced Deaths	0	1	0
Drug Induced Deaths	0	0	1
Smoking Attributable Deaths	16	13	19

Source: Missouri Department of Health and Senior Services

IMPAIRED DRIVING

	2023	2022	2021
Alcohol Involved Fatal Crashes	2	0	2
Alcohol Involved Injury Crashes	3	6	7
Alcohol Involved Property Damage Crashes	1	3	9
Killed in Alcohol Involved Crashes	2	0	2
Injured in Alcohol Involved Crashes	8	8	9
Drug Involved Fatal Crashes	0	0	0
Drug Involved Injury Crashes	0	0	2
Drug Involved Property Damage Crashes	0	0	0
Killed in Drug Involved Crashes	0	0	0
Injured in Drug Involved Crashes	0	0	2

Source: Missouri Department of Public Safety, Missouri State Highway Patrol.

POLICE REPORTS

	2023	2022	2021
DUI Arrests, DWI Tracking System	46	44	31
Liquor Law Arrests	0	0	0
Drug Arrests	0	0	0
Violent Offenses	3	5	7
Domestic Violence Reports	20	22	6
Property Offenses	10	3	10

Source: Missouri Department of Public Safety, Missouri State Highway Patrol.

SCHOOL REPORTS

	2022-23	2021-22
Reported School Suspensions	0	0
Reported Substance Related Suspensions	0	0
Reported Violence or Weapon Suspensions	0	0
Enrollment Grades K-8	584	593
Enrollment Grades 9-12	283	304
Dropouts	0	0

Source: Missouri Department of Elementary and Secondary Education. County-level data are aggregated by school district. Reported suspensions and dropouts fewer than five (5) in a district are suppressed and represented as zero (0) in the county totals.

----- Indicates data not currently available

HOSPITAL / EMERGENCY ROOM

Principal Disorder	2022	2021	2020
Alcohol Use: E.R. Services, then Discharged	12	8	11
Alcohol Use: E.R. Services, then Admitted	1	1	3
Alcohol Use: Admitted without E.R. Services	2	1	1
Drug Use: E.R. Services, then Discharged	12	12	11
Drug Use: E.R. Services, then Admitted	2	4	3
Drug Use: Admitted without E.R. Services	2	2	2
Mental: E.R. Services, then Discharged	66	39	45
Mental: E.R. Services, then Admitted	4	20	20
Mental: Admitted without E.R. Services	44	59	56

Related Disorder

Alcohol Use: E.R. Services, then Discharged	12	13	19
Alcohol Use: E.R. Services, then Admitted	8	14	17
Alcohol Use: Admitted without E.R. Services	26	10	18
Drug Use: E.R. Services, then Discharged	42	29	22
Drug Use: E.R. Services, then Admitted	8	26	27
Drug Use: Admitted without E.R. Services	38	35	27

Source: Missouri Department of Health and Senior Services. Hospital encounters are categorized based on ICD-10 diagnosis codes. Beginning with 2020 data, individuals with more than one encounter for a substance use or mental disorder are counted for each encounter they have during the calendar year. Related disorders are those that are listed with a secondary diagnosis.

JUVENILE PLACEMENTS

	2023	2022	2021
Total Out-of-Home Placements	23	15	23
Parent/Caretaker Alcohol Use Reported	0	0	2
Parent/Caretaker Drug Use Reported	13	12	15

Source: Missouri Department of Social Services, Children's Division. Multiple factors are often considered when a child is placed out of the home. Removals involving parental substance use conditions are included in this profile.

JUVENILE COURT REFERRALS

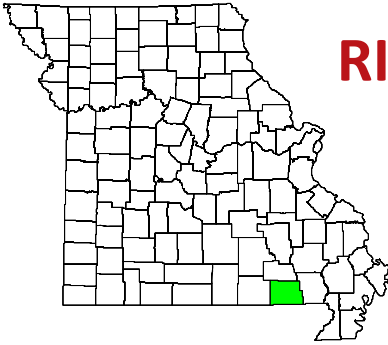
	2023	2022	2021
Child Abuse	0	2	0
Child Neglect	20	10	20
Child Custody Issues	0	0	0
Juvenile Violent Offenses	0	1	0
Juvenile Alcohol Offenses	0	2	0
Juvenile Drug Offenses	0	1	1
School Truancy	3	0	0
Absent from Home	0	0	0
Beyond Parental Control	5	6	4
Injurious Behavior	4	5	5

Source: Missouri Office of State Courts Administrator.

CRIMINAL JUSTICE

	FY 2024	FY 2023	FY 2022
Treatment Court Participants	17	9	10
Drug Conviction: Probation	8	8	19
Drug Conviction: Prison	6	5	11
Drug Conviction: Parole	4	6	7
DWI Conviction: Probation	6	1	1
DWI Conviction: Prison	1	2	0
DWI Conviction: Parole	0	1	0

Sources: Missouri Office of State Courts Administrator; Missouri Department of Corrections.



RIPLEY COUNTY

Data on this page pertain to the map area shaded green.

DEMOGRAPHICS

	2023	2022	2021
Population Estimate	10,806	10,703	10,619
Labor Force	5,157	5,042	5,072
Employed	4,944	4,883	4,793
Unemployed	213	159	279
Unemployment Rate	4.1%	3.2%	5.5%
Median Household Income	-----	\$41,587	\$37,865
Poverty Estimate, Individuals of All Ages	-----	2,361	2,457
Poverty Estimate, Children Under Age 18	-----	802	810

Source: U.S. Bureau of the Census.

BIRTHS AND DEATHS

	2023	2022	2021
Resident Births	149	127	140
Resident Deaths	210	208	236
Suicide	4	6	2
Homicide	0	1	1
Alcohol Induced Deaths	1	5	1
Drug Induced Deaths	1	3	1
Smoking Attributable Deaths	45	41	35

Source: Missouri Department of Health and Senior Services

IMPAIRED DRIVING

	2023	2022	2021
Alcohol Involved Fatal Crashes	0	0	1
Alcohol Involved Injury Crashes	6	3	4
Alcohol Involved Property Damage Crashes	7	11	8
Killed in Alcohol Involved Crashes	0	0	1
Injured in Alcohol Involved Crashes	6	3	6
Drug Involved Fatal Crashes	0	0	0
Drug Involved Injury Crashes	1	0	0
Drug Involved Property Damage Crashes	1	2	4
Killed in Drug Involved Crashes	0	0	0
Injured in Drug Involved Crashes	1	0	0

Source: Missouri Department of Public Safety, Missouri State Highway Patrol.

POLICE REPORTS

	2023	2022	2021
DUI Arrests, DWI Tracking System	35	24	48
Liquor Law Arrests	1	1	0
Drug Arrests	28	31	40
Violent Offenses	8	6	11
Domestic Violence Reports	7	9	23
Property Offenses	83	117	118

Source: Missouri Department of Public Safety, Missouri State Highway Patrol.

SCHOOL REPORTS

	2022-23	2021-22
Reported School Suspensions	12	23
Reported Substance Related Suspensions	0	0
Reported Violence or Weapon Suspensions	0	0
Enrollment Grades K-8	1,507	1,533
Enrollment Grades 9-12	578	541
Dropouts	10	15

Source: Missouri Department of Elementary and Secondary Education. County-level data are aggregated by school district. Reported suspensions and dropouts fewer than five (5) in a district are suppressed and represented as zero (0) in the county totals.

----- Indicates data not currently available

HOSPITAL / EMERGENCY ROOM

Principal Disorder	2022	2021	2020
Alcohol Use: E.R. Services, then Discharged	21	13	16
Alcohol Use: E.R. Services, then Admitted	2	7	5
Alcohol Use: Admitted without E.R. Services	11	6	3
Drug Use: E.R. Services, then Discharged	22	34	32
Drug Use: E.R. Services, then Admitted	0	9	19
Drug Use: Admitted without E.R. Services	16	1	5
Mental: E.R. Services, then Discharged	102	110	126
Mental: E.R. Services, then Admitted	15	110	68
Mental: Admitted without E.R. Services	146	58	70

Related Disorder

Alcohol Use: E.R. Services, then Discharged	38	17	22
Alcohol Use: E.R. Services, then Admitted	9	56	75
Alcohol Use: Admitted without E.R. Services	60	19	45
Drug Use: E.R. Services, then Discharged	128	53	46
Drug Use: E.R. Services, then Admitted	18	147	119
Drug Use: Admitted without E.R. Services	133	49	51

Source: Missouri Department of Health and Senior Services. Hospital encounters are categorized based on ICD-10 diagnosis codes. Beginning with 2020 data, individuals with more than one encounter for a substance use or mental disorder are counted for each encounter they have during the calendar year. Related disorders are those that are listed with a secondary diagnosis.

JUVENILE PLACEMENTS

	2023	2022	2021
Total Out-of-Home Placements	32	43	43
Parent/Caretaker Alcohol Use Reported	1	3	6
Parent/Caretaker Drug Use Reported	18	31	19

Source: Missouri Department of Social Services, Children's Division. Multiple factors are often considered when a child is placed out of the home. Removals involving parental substance use conditions are included in this profile.

JUVENILE COURT REFERRALS

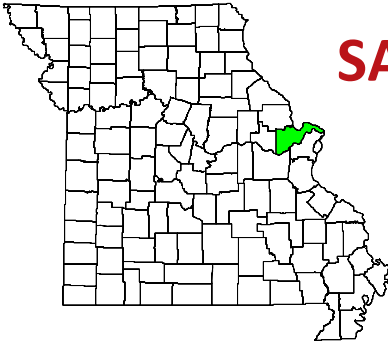
	2023	2022	2021
Child Abuse	1	4	0
Child Neglect	32	35	37
Child Custody Issues	0	0	0
Juvenile Violent Offenses	7	15	10
Juvenile Alcohol Offenses	0	0	1
Juvenile Drug Offenses	3	3	6
School Truancy	0	0	0
Absent from Home	3	3	9
Beyond Parental Control	4	3	1
Injurious Behavior	0	0	0

Source: Missouri Office of State Courts Administrator.

CRIMINAL JUSTICE

	FY 2024	FY 2023	FY 2022
Treatment Court Participants	17	14	11
Drug Conviction: Probation	33	30	29
Drug Conviction: Prison	21	23	15
Drug Conviction: Parole	16	12	8
DWI Conviction: Probation	1	0	1
DWI Conviction: Prison	0	0	1
DWI Conviction: Parole	0	0	0

Sources: Missouri Office of State Courts Administrator; Missouri Department of Corrections.



SAINT CHARLES COUNTY

Data on this page pertain to the map area shaded green.

DEMOGRAPHICS

	2023	2022	2021
Population Estimate	416,659	413,803	410,511
Labor Force	231,852	229,549	227,337
Employed	225,944	224,834	219,453
Unemployed	5,908	4,715	7,884
Unemployment Rate	2.5%	2.1%	3.5%
Median Household Income	-----	\$98,925	\$92,029
Poverty Estimate, Individuals of All Ages	-----	21,209	21,239
Poverty Estimate, Children Under Age 18	-----	5,350	5,468

Source: U.S. Bureau of the Census.

BIRTHS AND DEATHS

	2023	2022	2021
Resident Births	3,970	4,252	4,220
Resident Deaths	3,453	3,599	3,662
Suicide	68	69	57
Homicide	18	11	5
Alcohol Induced Deaths	52	48	51
Drug Induced Deaths	110	105	118
Smoking Attributable Deaths	430	480	456

Source: Missouri Department of Health and Senior Services

IMPAIRED DRIVING

	2023	2022	2021
Alcohol Involved Fatal Crashes	2	7	10
Alcohol Involved Injury Crashes	104	89	113
Alcohol Involved Property Damage Crashes	207	227	234
Killed in Alcohol Involved Crashes	2	8	10
Injured in Alcohol Involved Crashes	139	118	144
Drug Involved Fatal Crashes	0	1	5
Drug Involved Injury Crashes	16	22	35
Drug Involved Property Damage Crashes	36	38	59
Killed in Drug Involved Crashes	0	1	5
Injured in Drug Involved Crashes	22	32	47

Source: Missouri Department of Public Safety, Missouri State Highway Patrol.

POLICE REPORTS

	2023	2022	2021
DUI Arrests, DWI Tracking System	1,338	1,357	1,448
Liquor Law Arrests	98	96	90
Drug Arrests	1,258	1,826	1,488
Violent Offenses	615	606	709
Domestic Violence Reports	1,414	1,306	1,314
Property Offenses	3,218	3,959	4,238

Source: Missouri Department of Public Safety, Missouri State Highway Patrol.

SCHOOL REPORTS

	2022-23	2021-22
Reported School Suspensions	733	514
Reported Substance Related Suspensions	318	173
Reported Violence or Weapon Suspensions	54	60
Enrollment Grades K-8	38,784	38,879
Enrollment Grades 9-12	18,889	18,767
Dropouts	210	216

Source: Missouri Department of Elementary and Secondary Education. County-level data are aggregated by school district. Reported suspensions and dropouts fewer than five (5) in a district are suppressed and represented as zero (0) in the county totals.

----- Indicates data not currently available

HOSPITAL / EMERGENCY ROOM

Principal Disorder	2022	2021	2020
Alcohol Use: E.R. Services, then Discharged	796	777	706
Alcohol Use: E.R. Services, then Admitted	360	329	271
Alcohol Use: Admitted without E.R. Services	306	312	287
Drug Use: E.R. Services, then Discharged	776	472	595
Drug Use: E.R. Services, then Admitted	244	89	101
Drug Use: Admitted without E.R. Services	190	239	210
Mental: E.R. Services, then Discharged	2,432	2,567	2,445
Mental: E.R. Services, then Admitted	1,690	2,151	2,068
Mental: Admitted without E.R. Services	1,652	1,975	1,871

Related Disorder

Alcohol Use: E.R. Services, then Discharged	750	791	913
Alcohol Use: E.R. Services, then Admitted	1,483	1,419	1,398
Alcohol Use: Admitted without E.R. Services	690	794	791
Drug Use: E.R. Services, then Discharged	1,132	1,071	1,077
Drug Use: E.R. Services, then Admitted	1,266	1,501	1,340
Drug Use: Admitted without E.R. Services	963	1,102	1,143

Source: Missouri Department of Health and Senior Services. Hospital encounters are categorized based on ICD-10 diagnosis codes. Beginning with 2020 data, individuals with more than one encounter for a substance use or mental disorder are counted for each encounter they have during the calendar year. Related disorders are those that are listed with a secondary diagnosis.

JUVENILE PLACEMENTS

	2023	2022	2021
Total Out-of-Home Placements	109	95	118
Parent/Caretaker Alcohol Use Reported	3	5	9
Parent/Caretaker Drug Use Reported	56	43	59

Source: Missouri Department of Social Services, Children's Division. Multiple factors are often considered when a child is placed out of the home. Removals involving parental substance use conditions are included in this profile.

JUVENILE COURT REFERRALS

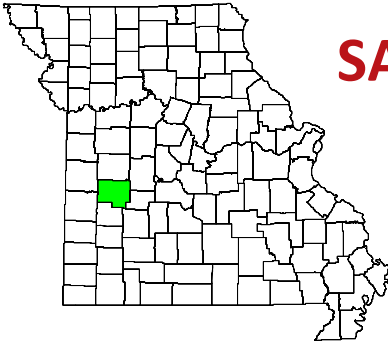
	2023	2022	2021
Child Abuse	23	17	27
Child Neglect	94	97	135
Child Custody Issues	37	17	27
Juvenile Violent Offenses	350	253	225
Juvenile Alcohol Offenses	20	15	13
Juvenile Drug Offenses	109	120	57
School Truancy	42	37	58
Absent from Home	166	137	152
Beyond Parental Control	3	3	2
Injurious Behavior	9	21	23

Source: Missouri Office of State Courts Administrator.

CRIMINAL JUSTICE

	FY 2024	FY 2023	FY 2022
Treatment Court Participants	296	247	187
Drug Conviction: Probation	375	246	256
Drug Conviction: Prison	112	108	110
Drug Conviction: Parole	123	185	145
DWI Conviction: Probation	86	71	83
DWI Conviction: Prison	14	28	25
DWI Conviction: Parole	10	19	20

Sources: Missouri Office of State Courts Administrator; Missouri Department of Corrections.



SAINT CLAIR COUNTY

Data on this page pertain to the map area shaded green.

DEMOGRAPHICS

	2023	2022	2021
Population Estimate	9,752	9,576	9,404
Labor Force	3,829	3,786	3,845
Employed	3,685	3,676	3,673
Unemployed	144	110	172
Unemployment Rate	3.8%	2.9%	4.5%
Median Household Income	-----	\$45,174	\$41,754
Poverty Estimate, Individuals of All Ages	-----	1,855	1,675
Poverty Estimate, Children Under Age 18	-----	567	554

Source: U.S. Bureau of the Census.

BIRTHS AND DEATHS

	2023	2022	2021
Resident Births	115	116	115
Resident Deaths	158	152	153
Suicide	1	2	1
Homicide	0	0	0
Alcohol Induced Deaths	1	0	1
Drug Induced Deaths	3	1	2
Smoking Attributable Deaths	30	28	26

Source: Missouri Department of Health and Senior Services

IMPAIRED DRIVING

	2023	2022	2021
Alcohol Involved Fatal Crashes	1	1	0
Alcohol Involved Injury Crashes	2	3	3
Alcohol Involved Property Damage Crashes	4	4	4
Killed in Alcohol Involved Crashes	1	1	0
Injured in Alcohol Involved Crashes	2	3	4
Drug Involved Fatal Crashes	0	0	0
Drug Involved Injury Crashes	1	0	0
Drug Involved Property Damage Crashes	0	0	0
Killed in Drug Involved Crashes	0	0	0
Injured in Drug Involved Crashes	1	0	0

Source: Missouri Department of Public Safety, Missouri State Highway Patrol.

POLICE REPORTS

	2023	2022	2021
DUI Arrests, DWI Tracking System	27	34	36
Liquor Law Arrests	0	0	0
Drug Arrests	35	17	40
Violent Offenses	12	8	32
Domestic Violence Reports	45	31	72
Property Offenses	76	38	82

Source: Missouri Department of Public Safety, Missouri State Highway Patrol.

SCHOOL REPORTS

	2022-23	2021-22
Reported School Suspensions	11	24
Reported Substance Related Suspensions	0	0
Reported Violence or Weapon Suspensions	0	0
Enrollment Grades K-8	860	847
Enrollment Grades 9-12	399	418
Dropouts	0	5

Source: Missouri Department of Elementary and Secondary Education. County-level data are aggregated by school district. Reported suspensions and dropouts fewer than five (5) in a district are suppressed and represented as zero (0) in the county totals.

----- Indicates data not currently available

HOSPITAL / EMERGENCY ROOM

Principal Disorder	2022	2021	2020
Alcohol Use: E.R. Services, then Discharged	25	12	24
Alcohol Use: E.R. Services, then Admitted	1	5	5
Alcohol Use: Admitted without E.R. Services	6	4	6
Drug Use: E.R. Services, then Discharged	25	7	5
Drug Use: E.R. Services, then Admitted	1	0	1
Drug Use: Admitted without E.R. Services	5	4	5
Mental: E.R. Services, then Discharged	64	68	83
Mental: E.R. Services, then Admitted	11	8	11
Mental: Admitted without E.R. Services	65	96	74
Related Disorder			
Alcohol Use: E.R. Services, then Discharged	28	35	31
Alcohol Use: E.R. Services, then Admitted	14	7	9
Alcohol Use: Admitted without E.R. Services	44	44	40
Drug Use: E.R. Services, then Discharged	39	30	27
Drug Use: E.R. Services, then Admitted	12	8	12
Drug Use: Admitted without E.R. Services	51	51	47

Source: Missouri Department of Health and Senior Services. Hospital encounters are categorized based on ICD-10 diagnosis codes. Beginning with 2020 data, individuals with more than one encounter for a substance use or mental disorder are counted for each encounter they have during the calendar year. Related disorders are those that are listed with a secondary diagnosis.

JUVENILE PLACEMENTS

	2023	2022	2021
Total Out-of-Home Placements	7	2	11
Parent/Caretaker Alcohol Use Reported	1	0	2
Parent/Caretaker Drug Use Reported	4	1	2

Source: Missouri Department of Social Services, Children's Division. Multiple factors are often considered when a child is placed out of the home. Removals involving parental substance use conditions are included in this profile.

JUVENILE COURT REFERRALS

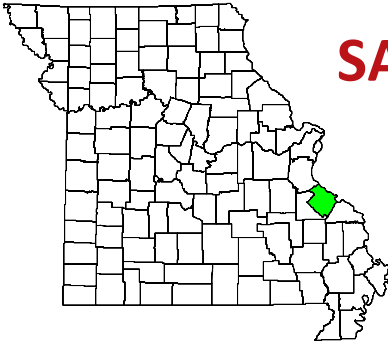
	2023	2022	2021
Child Abuse	6	11	26
Child Neglect	39	37	27
Child Custody Issues	0	0	2
Juvenile Violent Offenses	21	10	9
Juvenile Alcohol Offenses	3	1	0
Juvenile Drug Offenses	3	3	1
School Truancy	9	2	6
Absent from Home	13	5	2
Beyond Parental Control	4	2	5
Injurious Behavior	16	16	14

Source: Missouri Office of State Courts Administrator.

CRIMINAL JUSTICE

	FY 2024	FY 2023	FY 2022
Treatment Court Participants	3	3	3
Drug Conviction: Probation	29	42	35
Drug Conviction: Prison	7	7	13
Drug Conviction: Parole	19	13	18
DWI Conviction: Probation	2	1	1
DWI Conviction: Prison	1	1	0
DWI Conviction: Parole	0	0	1

Sources: Missouri Office of State Courts Administrator; Missouri Department of Corrections.



SAINTE GENEVIEVE COUNTY

Data on this page pertain to the map area shaded green.

DEMOGRAPHICS

	2023	2022	2021
Population Estimate	18,642	18,644	18,571
Labor Force	9,390	9,267	9,232
Employed	9,127	9,058	8,916
Unemployed	263	209	316
Unemployment Rate	2.8%	2.3%	3.4%
Median Household Income	-----	\$63,786	\$63,729
Poverty Estimate, Individuals of All Ages	-----	1,801	1,885
Poverty Estimate, Children Under Age 18	-----	505	569

Source: U.S. Bureau of the Census.

BIRTHS AND DEATHS

	2023	2022	2021
Resident Births	184	178	192
Resident Deaths	207	228	247
Suicide	0	5	5
Homicide	1	0	0
Alcohol Induced Deaths	2	1	0
Drug Induced Deaths	8	11	8
Smoking Attributable Deaths	32	29	32

Source: Missouri Department of Health and Senior Services

IMPAIRED DRIVING

	2023	2022	2021
Alcohol Involved Fatal Crashes	0	1	1
Alcohol Involved Injury Crashes	6	4	6
Alcohol Involved Property Damage Crashes	14	17	11
Killed in Alcohol Involved Crashes	0	1	1
Injured in Alcohol Involved Crashes	10	5	7
Drug Involved Fatal Crashes	0	0	0
Drug Involved Injury Crashes	0	0	2
Drug Involved Property Damage Crashes	3	1	6
Killed in Drug Involved Crashes	0	0	0
Injured in Drug Involved Crashes	0	0	2

Source: Missouri Department of Public Safety, Missouri State Highway Patrol.

POLICE REPORTS

	2023	2022	2021
DUI Arrests, DWI Tracking System	101	73	82
Liquor Law Arrests	4	1	0
Drug Arrests	110	91	58
Violent Offenses	72	76	61
Domestic Violence Reports	131	115	99
Property Offenses	135	157	155

Source: Missouri Department of Public Safety, Missouri State Highway Patrol.

SCHOOL REPORTS

	2022-23	2021-22
Reported School Suspensions	11	30
Reported Substance Related Suspensions	0	10
Reported Violence or Weapon Suspensions	0	7
Enrollment Grades K-8	1,247	1,230
Enrollment Grades 9-12	518	548
Dropouts	8	10

Source: Missouri Department of Elementary and Secondary Education. County-level data are aggregated by school district. Reported suspensions and dropouts fewer than five (5) in a district are suppressed and represented as zero (0) in the county totals.

----- Indicates data not currently available

HOSPITAL / EMERGENCY ROOM

Principal Disorder	2022	2021	2020
Alcohol Use: E.R. Services, then Discharged	22	27	29
Alcohol Use: E.R. Services, then Admitted	5	4	7
Alcohol Use: Admitted without E.R. Services	8	13	0
Drug Use: E.R. Services, then Discharged	47	25	25
Drug Use: E.R. Services, then Admitted	6	4	2
Drug Use: Admitted without E.R. Services	17	15	6
Mental: E.R. Services, then Discharged	94	151	139
Mental: E.R. Services, then Admitted	54	89	83
Mental: Admitted without E.R. Services	179	165	139

Related Disorder	2022	2021	2020
Alcohol Use: E.R. Services, then Discharged	30	27	34
Alcohol Use: E.R. Services, then Admitted	53	48	44
Alcohol Use: Admitted without E.R. Services	63	45	35
Drug Use: E.R. Services, then Discharged	54	62	67
Drug Use: E.R. Services, then Admitted	49	62	57
Drug Use: Admitted without E.R. Services	93	81	43

Source: Missouri Department of Health and Senior Services. Hospital encounters are categorized based on ICD-10 diagnosis codes. Beginning with 2020 data, individuals with more than one encounter for a substance use or mental disorder are counted for each encounter they have during the calendar year. Related disorders are those that are listed with a secondary diagnosis.

JUVENILE PLACEMENTS

	2023	2022	2021
Total Out-of-Home Placements	6	21	18
Parent/Caretaker Alcohol Use Reported	0	0	0
Parent/Caretaker Drug Use Reported	1	13	11

Source: Missouri Department of Social Services, Children's Division. Multiple factors are often considered when a child is placed out of the home. Removals involving parental substance use conditions are included in this profile.

JUVENILE COURT REFERRALS

	2023	2022	2021
Child Abuse	8	0	4
Child Neglect	1	21	20
Child Custody Issues	0	0	0
Juvenile Violent Offenses	19	18	15
Juvenile Alcohol Offenses	1	0	1
Juvenile Drug Offenses	1	9	7
School Truancy	3	2	4
Absent from Home	7	3	10
Beyond Parental Control	4	6	4
Injurious Behavior	6	9	18

Source: Missouri Office of State Courts Administrator.

CRIMINAL JUSTICE

	FY 2024	FY 2023	FY 2022
Treatment Court Participants	6	8	13
Drug Conviction: Probation	48	43	34
Drug Conviction: Prison	20	28	35
Drug Conviction: Parole	40	36	51
DWI Conviction: Probation	3	5	5
DWI Conviction: Prison	2	1	1
DWI Conviction: Parole	2	3	1

Sources: Missouri Office of State Courts Administrator; Missouri Department of Corrections.



SAINT FRANCOIS COUNTY

Data on this page pertain to the map area shaded green.

DEMOGRAPHICS

	2023	2022	2021
Population Estimate	67,058	66,969	67,057
Labor Force	25,524	25,566	26,027
Employed	24,535	24,735	24,772
Unemployed	989	831	1,255
Unemployment Rate	3.9%	3.3%	4.8%
Median Household Income	-----	\$48,574	\$48,557
Poverty Estimate, Individuals of All Ages	-----	11,489	11,027
Poverty Estimate, Children Under Age 18	-----	3,090	3,195

Source: U.S. Bureau of the Census.

BIRTHS AND DEATHS

	2023	2022	2021
Resident Births	685	651	677
Resident Deaths	914	916	1,028
Suicide	14	12	10
Homicide	2	4	2
Alcohol Induced Deaths	9	4	16
Drug Induced Deaths	35	42	52
Smoking Attributable Deaths	175	169	151

Source: Missouri Department of Health and Senior Services

IMPAIRED DRIVING

	2023	2022	2021
Alcohol Involved Fatal Crashes	1	3	4
Alcohol Involved Injury Crashes	28	25	18
Alcohol Involved Property Damage Crashes	42	26	40
Killed in Alcohol Involved Crashes	1	3	4
Injured in Alcohol Involved Crashes	33	29	24
Drug Involved Fatal Crashes	2	3	0
Drug Involved Injury Crashes	8	5	11
Drug Involved Property Damage Crashes	4	6	20
Killed in Drug Involved Crashes	4	4	0
Injured in Drug Involved Crashes	11	8	19

Source: Missouri Department of Public Safety, Missouri State Highway Patrol.

POLICE REPORTS

	2023	2022	2021
DUI Arrests, DWI Tracking System	170	137	167
Liquor Law Arrests	0	0	3
Drug Arrests	348	435	204
Violent Offenses	178	173	160
Domestic Violence Reports	379	350	308
Property Offenses	1,446	1,558	1,574

Source: Missouri Department of Public Safety, Missouri State Highway Patrol.

SCHOOL REPORTS

	2022-23	2021-22
Reported School Suspensions	184	153
Reported Substance Related Suspensions	25	32
Reported Violence or Weapon Suspensions	0	0
Enrollment Grades K-8	6,547	6,692
Enrollment Grades 9-12	3,258	3,208
Dropouts	46	89

Source: Missouri Department of Elementary and Secondary Education. County-level data are aggregated by school district. Reported suspensions and dropouts fewer than five (5) in a district are suppressed and represented as zero (0) in the county totals.

----- Indicates data not currently available

HOSPITAL / EMERGENCY ROOM

Principal Disorder	2022	2021	2020
Alcohol Use: E.R. Services, then Discharged	189	210	213
Alcohol Use: E.R. Services, then Admitted	43	41	35
Alcohol Use: Admitted without E.R. Services	31	36	42
Drug Use: E.R. Services, then Discharged	373	280	230
Drug Use: E.R. Services, then Admitted	65	18	18
Drug Use: Admitted without E.R. Services	61	49	70
Mental: E.R. Services, then Discharged	974	963	1,111
Mental: E.R. Services, then Admitted	158	261	228
Mental: Admitted without E.R. Services	607	561	667

Related Disorder

Alcohol Use: E.R. Services, then Discharged	172	209	254
Alcohol Use: E.R. Services, then Admitted	224	201	161
Alcohol Use: Admitted without E.R. Services	175	173	216
Drug Use: E.R. Services, then Discharged	862	601	787
Drug Use: E.R. Services, then Admitted	373	300	324
Drug Use: Admitted without E.R. Services	461	394	501

Source: Missouri Department of Health and Senior Services. Hospital encounters are categorized based on ICD-10 diagnosis codes. Beginning with 2020 data, individuals with more than one encounter for a substance use or mental disorder are counted for each encounter they have during the calendar year. Related disorders are those that are listed with a secondary diagnosis.

JUVENILE PLACEMENTS

	2023	2022	2021
Total Out-of-Home Placements	76	104	131
Parent/Caretaker Alcohol Use Reported	3	3	6
Parent/Caretaker Drug Use Reported	36	65	71

Source: Missouri Department of Social Services, Children's Division. Multiple factors are often considered when a child is placed out of the home. Removals involving parental substance use conditions are included in this profile.

JUVENILE COURT REFERRALS

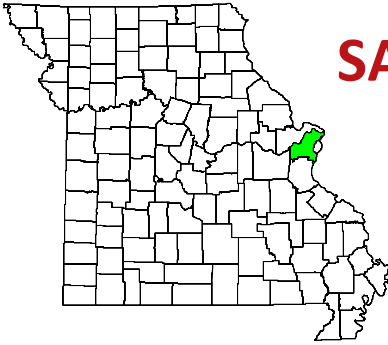
	2023	2022	2021
Child Abuse	4	14	9
Child Neglect	70	73	79
Child Custody Issues	0	0	1
Juvenile Violent Offenses	144	105	97
Juvenile Alcohol Offenses	21	12	9
Juvenile Drug Offenses	16	24	13
School Truancy	11	23	3
Absent from Home	6	1	10
Beyond Parental Control	19	8	25
Injurious Behavior	31	9	10

Source: Missouri Office of State Courts Administrator.

CRIMINAL JUSTICE

	FY 2024	FY 2023	FY 2022
Treatment Court Participants	39	59	67
Drug Conviction: Probation	96	87	95
Drug Conviction: Prison	77	85	101
Drug Conviction: Parole	100	109	126
DWI Conviction: Probation	10	8	10
DWI Conviction: Prison	3	1	6
DWI Conviction: Parole	2	2	3

Sources: Missouri Office of State Courts Administrator; Missouri Department of Corrections.



SAINT LOUIS COUNTY

Data on this page pertain to the map area shaded green.

DEMOGRAPHICS

	2023	2022	2021
Population Estimate	987,059	990,414	998,227
Labor Force	532,451	527,524	526,087
Employed	516,724	514,653	502,408
Unemployed	15,727	12,871	23,679
Unemployment Rate	3.0%	2.4%	4.5%
Median Household Income	-----	\$79,609	\$72,507
Poverty Estimate, Individuals of All Ages	-----	101,623	102,288
Poverty Estimate, Children Under Age 18	-----	30,200	28,662

Source: U.S. Bureau of the Census.

BIRTHS AND DEATHS

	2023	2022	2021
Resident Births	9,676	10,475	10,494
Resident Deaths	10,648	11,281	11,370
Suicide	161	151	148
Homicide	155	176	174
Alcohol Induced Deaths	100	130	118
Drug Induced Deaths	316	401	424
Smoking Attributable Deaths	1,278	1,288	1,285

Source: Missouri Department of Health and Senior Services

IMPAIRED DRIVING

	2023	2022	2021
Alcohol Involved Fatal Crashes	10	10	0
Alcohol Involved Injury Crashes	250	209	232
Alcohol Involved Property Damage Crashes	347	380	381
Killed in Alcohol Involved Crashes	11	11	21
Injured in Alcohol Involved Crashes	377	308	345
Drug Involved Fatal Crashes	6	9	17
Drug Involved Injury Crashes	59	68	86
Drug Involved Property Damage Crashes	52	66	99
Killed in Drug Involved Crashes	7	10	18
Injured in Drug Involved Crashes	101	96	129

Source: Missouri Department of Public Safety, Missouri State Highway Patrol.

POLICE REPORTS

	2023	2022	2021
DUI Arrests, DWI Tracking System	2,381	2,343	2,167
Liquor Law Arrests	146	105	74
Drug Arrests	2,778	4,249	4,006
Violent Offenses	3,824	3,980	4,292
Domestic Violence Reports	4,546	4,366	4,666
Property Offenses	21,054	23,538	21,171

Source: Missouri Department of Public Safety, Missouri State Highway Patrol.

SCHOOL REPORTS

	2022-23	2021-22
Reported School Suspensions	3,537	3,727
Reported Substance Related Suspensions	491	479
Reported Violence or Weapon Suspensions	287	221
Enrollment Grades K-8	88,460	89,416
Enrollment Grades 9-12	43,013	43,448
Dropouts	819	891

Source: Missouri Department of Elementary and Secondary Education. County-level data are aggregated by school district. Reported suspensions and dropouts fewer than five (5) in a district are suppressed and represented as zero (0) in the county totals.

----- Indicates data not currently available

HOSPITAL / EMERGENCY ROOM

Principal Disorder	2022	2021	2020
Alcohol Use: E.R. Services, then Discharged	2,325	2,208	2,103
Alcohol Use: E.R. Services, then Admitted	1,068	911	833
Alcohol Use: Admitted without E.R. Services	449	522	458
Drug Use: E.R. Services, then Discharged	3,199	1,843	2,177
Drug Use: E.R. Services, then Admitted	955	382	465
Drug Use: Admitted without E.R. Services	457	458	446
Mental: E.R. Services, then Discharged	8,617	7,681	7,517
Mental: E.R. Services, then Admitted	5,462	6,650	6,547
Mental: Admitted without E.R. Services	3,349	3,558	3,290

Related Disorder

Alcohol Use: E.R. Services, then Discharged	2,110	1,896	2,053
Alcohol Use: E.R. Services, then Admitted	4,930	4,340	4,207
Alcohol Use: Admitted without E.R. Services	1,420	1,439	1,441
Drug Use: E.R. Services, then Discharged	5,138	3,820	4,654
Drug Use: E.R. Services, then Admitted	5,501	5,721	5,578
Drug Use: Admitted without E.R. Services	2,466	2,938	2,756

Source: Missouri Department of Health and Senior Services. Hospital encounters are categorized based on ICD-10 diagnosis codes. Beginning with 2020 data, individuals with more than one encounter for a substance use or mental disorder are counted for each encounter they have during the calendar year. Related disorders are those that are listed with a secondary diagnosis.

JUVENILE PLACEMENTS

	2023	2022	2021
Total Out-of-Home Placements	398	430	425
Parent/Caretaker Alcohol Use Reported	9	9	11
Parent/Caretaker Drug Use Reported	165	175	170

Source: Missouri Department of Social Services, Children's Division. Multiple factors are often considered when a child is placed out of the home. Removals involving parental substance use conditions are included in this profile.

JUVENILE COURT REFERRALS

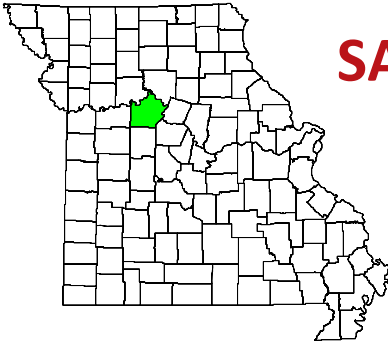
	2023	2022	2021
Child Abuse	189	243	376
Child Neglect	461	566	629
Child Custody Issues	192	157	192
Juvenile Violent Offenses	916	865	554
Juvenile Alcohol Offenses	35	40	19
Juvenile Drug Offenses	159	231	142
School Truancy	267	217	113
Absent from Home	795	787	583
Beyond Parental Control	8	6	23
Injurious Behavior	23	18	31

Source: Missouri Office of State Courts Administrator.

CRIMINAL JUSTICE

	FY 2024	FY 2023	FY 2022
Treatment Court Participants	279	343	358
Drug Conviction: Probation	169	219	207
Drug Conviction: Prison	25	32	58
Drug Conviction: Parole	61	74	104
DWI Conviction: Probation	49	70	77
DWI Conviction: Prison	4	5	5
DWI Conviction: Parole	5	6	15

Sources: Missouri Office of State Courts Administrator; Missouri Department of Corrections.



SALINE COUNTY

Data on this page pertain to the map area shaded green.

DEMOGRAPHICS

	2023	2022	2021
Population Estimate	23,049	23,007	23,241
Labor Force	10,422	10,237	10,487
Employed	10,114	9,984	10,119
Unemployed	308	253	368
Unemployment Rate	3.0%	2.5%	3.5%
Median Household Income	-----	\$54,623	\$51,994
Poverty Estimate, Individuals of All Ages	-----	3,188	3,004
Poverty Estimate, Children Under Age 18	-----	903	906

Source: U.S. Bureau of the Census.

BIRTHS AND DEATHS

	2023	2022	2021
Resident Births	260	249	240
Resident Deaths	272	286	326
Suicide	1	3	4
Homicide	1	0	1
Alcohol Induced Deaths	4	3	5
Drug Induced Deaths	6	3	4
Smoking Attributable Deaths	46	43	46

Source: Missouri Department of Health and Senior Services

IMPAIRED DRIVING

	2023	2022	2021
Alcohol Involved Fatal Crashes	0	0	1
Alcohol Involved Injury Crashes	8	7	7
Alcohol Involved Property Damage Crashes	12	13	6
Killed in Alcohol Involved Crashes	0	0	1
Injured in Alcohol Involved Crashes	15	10	11
Drug Involved Fatal Crashes	0	0	1
Drug Involved Injury Crashes	1	1	0
Drug Involved Property Damage Crashes	5	2	0
Killed in Drug Involved Crashes	0	0	1
Injured in Drug Involved Crashes	4	1	2

Source: Missouri Department of Public Safety, Missouri State Highway Patrol.

POLICE REPORTS

	2023	2022	2021
DUI Arrests, DWI Tracking System	95	95	94
Liquor Law Arrests	2	3	4
Drug Arrests	80	97	69
Violent Offenses	100	162	163
Domestic Violence Reports	185	174	172
Property Offenses	274	310	270

Source: Missouri Department of Public Safety, Missouri State Highway Patrol.

SCHOOL REPORTS

	2022-23	2021-22
Reported School Suspensions	86	43
Reported Substance Related Suspensions	6	6
Reported Violence or Weapon Suspensions	0	0
Enrollment Grades K-8	2,249	2,375
Enrollment Grades 9-12	1,043	1,068
Dropouts	13	35

Source: Missouri Department of Elementary and Secondary Education. County-level data are aggregated by school district. Reported suspensions and dropouts fewer than five (5) in a district are suppressed and represented as zero (0) in the county totals.

----- Indicates data not currently available

HOSPITAL / EMERGENCY ROOM

Principal Disorder	2022	2021	2020
Alcohol Use: E.R. Services, then Discharged	27	50	34
Alcohol Use: E.R. Services, then Admitted	5	10	5
Alcohol Use: Admitted without E.R. Services	34	16	14
Drug Use: E.R. Services, then Discharged	90	51	56
Drug Use: E.R. Services, then Admitted	3	3	4
Drug Use: Admitted without E.R. Services	24	5	8
Mental: E.R. Services, then Discharged	334	360	277
Mental: E.R. Services, then Admitted	32	22	18
Mental: Admitted without E.R. Services	124	103	92

Related Disorder

Alcohol Use: E.R. Services, then Discharged	26	48	43
Alcohol Use: E.R. Services, then Admitted	16	14	21
Alcohol Use: Admitted without E.R. Services	55	68	82
Drug Use: E.R. Services, then Discharged	128	116	79
Drug Use: E.R. Services, then Admitted	15	24	21
Drug Use: Admitted without E.R. Services	111	103	111

Source: Missouri Department of Health and Senior Services. Hospital encounters are categorized based on ICD-10 diagnosis codes. Beginning with 2020 data, individuals with more than one encounter for a substance use or mental disorder are counted for each encounter they have during the calendar year. Related disorders are those that are listed with a secondary diagnosis.

JUVENILE PLACEMENTS

	2023	2022	2021
Total Out-of-Home Placements	13	28	23
Parent/Caretaker Alcohol Use Reported	3	2	0
Parent/Caretaker Drug Use Reported	5	14	19

Source: Missouri Department of Social Services, Children's Division. Multiple factors are often considered when a child is placed out of the home. Removals involving parental substance use conditions are included in this profile.

JUVENILE COURT REFERRALS

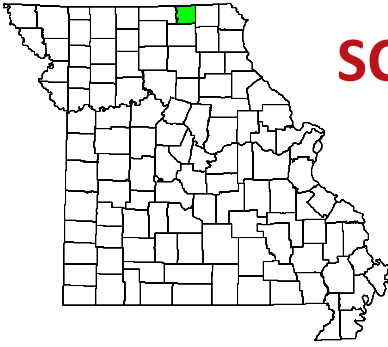
	2023	2022	2021
Child Abuse	0	0	2
Child Neglect	1	0	2
Child Custody Issues	10	39	23
Juvenile Violent Offenses	53	57	52
Juvenile Alcohol Offenses	0	0	0
Juvenile Drug Offenses	1	2	3
School Truancy	41	14	1
Absent from Home	7	14	3
Beyond Parental Control	54	54	23
Injurious Behavior	19	8	23

Source: Missouri Office of State Courts Administrator.

CRIMINAL JUSTICE

	FY 2024	FY 2023	FY 2022
Treatment Court Participants	22	17	10
Drug Conviction: Probation	43	47	42
Drug Conviction: Prison	55	44	48
Drug Conviction: Parole	29	49	47
DWI Conviction: Probation	9	7	5
DWI Conviction: Prison	1	5	6
DWI Conviction: Parole	2	1	1

Sources: Missouri Office of State Courts Administrator; Missouri Department of Corrections.



SCHUYLER COUNTY

Data on this page pertain to the map area shaded green.

DEMOGRAPHICS

	2023	2022	2021
Population Estimate	4,053	4,002	4,021
Labor Force	1,789	1,801	1,845
Employed	1,720	1,747	1,765
Unemployed	69	54	80
Unemployment Rate	3.9%	3.0%	4.3%
Median Household Income	-----	\$49,508	\$49,163
Poverty Estimate, Individuals of All Ages	-----	599	518
Poverty Estimate, Children Under Age 18	-----	238	228

Source: U.S. Bureau of the Census.

BIRTHS AND DEATHS

	2023	2022	2021
Resident Births	62	63	59
Resident Deaths	48	52	64
Suicide	0	0	1
Homicide	0	0	0
Alcohol Induced Deaths	0	0	0
Drug Induced Deaths	0	0	0
Smoking Attributable Deaths	9	8	7

Source: Missouri Department of Health and Senior Services

IMPAIRED DRIVING

	2023	2022	2021
Alcohol Involved Fatal Crashes	0	0	0
Alcohol Involved Injury Crashes	1	0	0
Alcohol Involved Property Damage Crashes	3	1	0
Killed in Alcohol Involved Crashes	0	0	0
Injured in Alcohol Involved Crashes	1	0	0
Drug Involved Fatal Crashes	0	0	0
Drug Involved Injury Crashes	0	0	0
Drug Involved Property Damage Crashes	0	0	0
Killed in Drug Involved Crashes	0	0	0
Injured in Drug Involved Crashes	0	0	0

Source: Missouri Department of Public Safety, Missouri State Highway Patrol.

POLICE REPORTS

	2023	2022	2021
DUI Arrests, DWI Tracking System	17	15	15
Liquor Law Arrests	0	0	0
Drug Arrests	3	4	3
Violent Offenses	17	6	16
Domestic Violence Reports	22	19	23
Property Offenses	36	63	53

Source: Missouri Department of Public Safety, Missouri State Highway Patrol.

SCHOOL REPORTS

	2022-23	2021-22
Reported School Suspensions	0	0
Reported Substance Related Suspensions	0	0
Reported Violence or Weapon Suspensions	0	0
Enrollment Grades K-8	396	377
Enrollment Grades 9-12	169	163
Dropouts	0	0

Source: Missouri Department of Elementary and Secondary Education. County-level data are aggregated by school district. Reported suspensions and dropouts fewer than five (5) in a district are suppressed and represented as zero (0) in the county totals.

----- Indicates data not currently available

HOSPITAL / EMERGENCY ROOM

Principal Disorder	2022	2021	2020
Alcohol Use: E.R. Services, then Discharged	4	2	4
Alcohol Use: E.R. Services, then Admitted	0	1	0
Alcohol Use: Admitted without E.R. Services	1	2	0
Drug Use: E.R. Services, then Discharged	10	2	4
Drug Use: E.R. Services, then Admitted	1	1	1
Drug Use: Admitted without E.R. Services	0	0	1
Mental: E.R. Services, then Discharged	15	17	16
Mental: E.R. Services, then Admitted	5	9	1
Mental: Admitted without E.R. Services	7	6	13

Related Disorder

Alcohol Use: E.R. Services, then Discharged	2	1	2
Alcohol Use: E.R. Services, then Admitted	1	2	2
Alcohol Use: Admitted without E.R. Services	11	13	10
Drug Use: E.R. Services, then Discharged	10	3	1
Drug Use: E.R. Services, then Admitted	4	6	3
Drug Use: Admitted without E.R. Services	13	5	7

Source: Missouri Department of Health and Senior Services. Hospital encounters are categorized based on ICD-10 diagnosis codes. Beginning with 2020 data, individuals with more than one encounter for a substance use or mental disorder are counted for each encounter they have during the calendar year. Related disorders are those that are listed with a secondary diagnosis.

JUVENILE PLACEMENTS

	2023	2022	2021
Total Out-of-Home Placements	7	6	6
Parent/Caretaker Alcohol Use Reported	0	1	0
Parent/Caretaker Drug Use Reported	0	1	0

Source: Missouri Department of Social Services, Children's Division. Multiple factors are often considered when a child is placed out of the home. Removals involving parental substance use conditions are included in this profile.

JUVENILE COURT REFERRALS

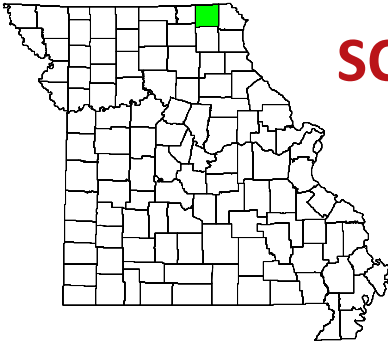
	2023	2022	2021
Child Abuse	11	0	7
Child Neglect	9	10	2
Child Custody Issues	0	0	0
Juvenile Violent Offenses	2	3	3
Juvenile Alcohol Offenses	0	0	0
Juvenile Drug Offenses	0	0	0
School Truancy	1	3	6
Absent from Home	0	0	0
Beyond Parental Control	2	1	1
Injurious Behavior	26	16	5

Source: Missouri Office of State Courts Administrator.

CRIMINAL JUSTICE

	FY 2024	FY 2023	FY 2022
Treatment Court Participants	0	0	0
Drug Conviction: Probation	1	2	5
Drug Conviction: Prison	2	1	3
Drug Conviction: Parole	3	5	1
DWI Conviction: Probation	3	0	1
DWI Conviction: Prison	0	0	0
DWI Conviction: Parole	0	0	0

Sources: Missouri Office of State Courts Administrator; Missouri Department of Corrections.



SCOTLAND COUNTY

Data on this page pertain to the map area shaded green.

DEMOGRAPHICS

	2023	2022	2021
Population Estimate	4,676	4,643	4,679
Labor Force	2,295	2,258	2,311
Employed	2,240	2,210	2,250
Unemployed	55	48	61
Unemployment Rate	2.4%	2.1%	2.6%
Median Household Income	-----	\$54,961	\$48,665
Poverty Estimate, Individuals of All Ages	-----	527	653
Poverty Estimate, Children Under Age 18	-----	213	271

Source: U.S. Bureau of the Census.

BIRTHS AND DEATHS

	2023	2022	2021
Resident Births	83	81	87
Resident Deaths	49	49	68
Suicide	0	0	0
Homicide	0	0	0
Alcohol Induced Deaths	1	0	1
Drug Induced Deaths	1	0	0
Smoking Attributable Deaths	10	7	9

Source: Missouri Department of Health and Senior Services

IMPAIRED DRIVING

	2023	2022	2021
Alcohol Involved Fatal Crashes	0	1	0
Alcohol Involved Injury Crashes	1	2	1
Alcohol Involved Property Damage Crashes	0	1	0
Killed in Alcohol Involved Crashes	0	1	0
Injured in Alcohol Involved Crashes	2	2	1
Drug Involved Fatal Crashes	0	0	0
Drug Involved Injury Crashes	0	0	1
Drug Involved Property Damage Crashes	0	0	0
Killed in Drug Involved Crashes	0	0	0
Injured in Drug Involved Crashes	0	0	2

Source: Missouri Department of Public Safety, Missouri State Highway Patrol.

POLICE REPORTS

	2023	2022	2021
DUI Arrests, DWI Tracking System	8	12	10
Liquor Law Arrests	0	0	0
Drug Arrests	0	0	0
Violent Offenses	0	0	0
Domestic Violence Reports	0	0	0
Property Offenses	0	0	0

Source: Missouri Department of Public Safety, Missouri State Highway Patrol.

SCHOOL REPORTS

	2022-23	2021-22
Reported School Suspensions	0	0
Reported Substance Related Suspensions	0	0
Reported Violence or Weapon Suspensions	0	0
Enrollment Grades K-8	357	331
Enrollment Grades 9-12	160	163
Dropouts	0	0

Source: Missouri Department of Elementary and Secondary Education. County-level data are aggregated by school district. Reported suspensions and dropouts fewer than five (5) in a district are suppressed and represented as zero (0) in the county totals.

----- Indicates data not currently available

HOSPITAL / EMERGENCY ROOM

Principal Disorder	2022	2021	2020
Alcohol Use: E.R. Services, then Discharged	2	4	3
Alcohol Use: E.R. Services, then Admitted	0	0	0
Alcohol Use: Admitted without E.R. Services	0	1	0
Drug Use: E.R. Services, then Discharged	4	4	3
Drug Use: E.R. Services, then Admitted	0	0	1
Drug Use: Admitted without E.R. Services	1	1	0
Mental: E.R. Services, then Discharged	24	28	23
Mental: E.R. Services, then Admitted	6	3	4
Mental: Admitted without E.R. Services	8	16	8
Related Disorder			
Alcohol Use: E.R. Services, then Discharged	4	10	2
Alcohol Use: E.R. Services, then Admitted	0	4	3
Alcohol Use: Admitted without E.R. Services	1	11	7
Drug Use: E.R. Services, then Discharged	9	10	6
Drug Use: E.R. Services, then Admitted	4	4	6
Drug Use: Admitted without E.R. Services	9	6	6

Source: Missouri Department of Health and Senior Services. Hospital encounters are categorized based on ICD-10 diagnosis codes. Beginning with 2020 data, individuals with more than one encounter for a substance use or mental disorder are counted for each encounter they have during the calendar year. Related disorders are those that are listed with a secondary diagnosis.

JUVENILE PLACEMENTS

	2023	2022	2021
Total Out-of-Home Placements	6	5	19
Parent/Caretaker Alcohol Use Reported	0	0	0
Parent/Caretaker Drug Use Reported	4	0	7

Source: Missouri Department of Social Services, Children's Division. Multiple factors are often considered when a child is placed out of the home. Removals involving parental substance use conditions are included in this profile.

JUVENILE COURT REFERRALS

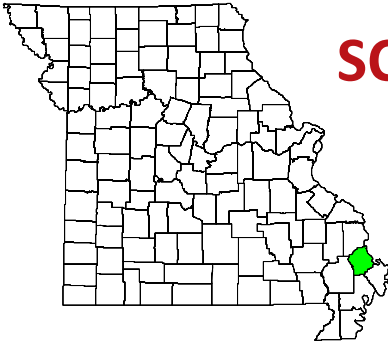
	2023	2022	2021
Child Abuse	3	0	3
Child Neglect	7	6	19
Child Custody Issues	0	0	0
Juvenile Violent Offenses	2	1	0
Juvenile Alcohol Offenses	0	0	0
Juvenile Drug Offenses	0	0	1
School Truancy	8	4	7
Absent from Home	0	0	0
Beyond Parental Control	2	4	4
Injurious Behavior	18	27	31

Source: Missouri Office of State Courts Administrator.

CRIMINAL JUSTICE

	FY 2024	FY 2023	FY 2022
Treatment Court Participants	0	0	0
Drug Conviction: Probation	0	0	3
Drug Conviction: Prison	0	1	3
Drug Conviction: Parole	0	3	0
DWI Conviction: Probation	1	1	0
DWI Conviction: Prison	0	0	0
DWI Conviction: Parole	0	0	0

Sources: Missouri Office of State Courts Administrator; Missouri Department of Corrections.



SCOTT COUNTY

Data on this page pertain to the map area shaded green.

DEMOGRAPHICS

	2023	2022	2021
Population Estimate	37,889	37,840	37,856
Labor Force	19,817	19,920	20,195
Employed	19,226	19,446	19,410
Unemployed	591	474	785
Unemployment Rate	3.0%	2.4%	3.9%
Median Household Income	-----	\$57,678	\$49,257
Poverty Estimate, Individuals of All Ages	-----	6,247	5,909
Poverty Estimate, Children Under Age 18	-----	2,066	2,071

Source: U.S. Bureau of the Census.

BIRTHS AND DEATHS

	2023	2022	2021
Resident Births	450	464	466
Resident Deaths	485	520	583
Suicide	9	5	1
Homicide	7	2	2
Alcohol Induced Deaths	2	2	2
Drug Induced Deaths	8	6	11
Smoking Attributable Deaths	79	88	105

Source: Missouri Department of Health and Senior Services

IMPAIRED DRIVING

	2023	2022	2021
Alcohol Involved Fatal Crashes	1	0	0
Alcohol Involved Injury Crashes	8	14	8
Alcohol Involved Property Damage Crashes	17	23	15
Killed in Alcohol Involved Crashes	1	0	0
Injured in Alcohol Involved Crashes	11	19	9
Drug Involved Fatal Crashes	0	0	1
Drug Involved Injury Crashes	3	3	3
Drug Involved Property Damage Crashes	2	7	7
Killed in Drug Involved Crashes	0	0	2
Injured in Drug Involved Crashes	3	4	9

Source: Missouri Department of Public Safety, Missouri State Highway Patrol.

POLICE REPORTS

	2023	2022	2021
DUI Arrests, DWI Tracking System	194	166	116
Liquor Law Arrests	12	5	3
Drug Arrests	169	244	254
Violent Offenses	269	275	225
Domestic Violence Reports	330	308	317
Property Offenses	794	713	625

Source: Missouri Department of Public Safety, Missouri State Highway Patrol.

SCHOOL REPORTS

	2022-23	2021-22
Reported School Suspensions	237	143
Reported Substance Related Suspensions	21	17
Reported Violence or Weapon Suspensions	0	0
Enrollment Grades K-8	4,186	4,202
Enrollment Grades 9-12	2,011	2,051
Dropouts	6	13

Source: Missouri Department of Elementary and Secondary Education. County-level data are aggregated by school district. Reported suspensions and dropouts fewer than five (5) in a district are suppressed and represented as zero (0) in the county totals.

----- Indicates data not currently available

HOSPITAL / EMERGENCY ROOM

Principal Disorder	2022	2021	2020
Alcohol Use: E.R. Services, then Discharged	81	114	98
Alcohol Use: E.R. Services, then Admitted	6	10	3
Alcohol Use: Admitted without E.R. Services	18	27	23
Drug Use: E.R. Services, then Discharged	168	120	138
Drug Use: E.R. Services, then Admitted	13	11	15
Drug Use: Admitted without E.R. Services	27	16	33
Mental: E.R. Services, then Discharged	296	510	502
Mental: E.R. Services, then Admitted	10	85	46
Mental: Admitted without E.R. Services	450	436	438
Related Disorder			
Alcohol Use: E.R. Services, then Discharged	110	99	89
Alcohol Use: E.R. Services, then Admitted	28	34	35
Alcohol Use: Admitted without E.R. Services	162	182	165
Drug Use: E.R. Services, then Discharged	649	553	442
Drug Use: E.R. Services, then Admitted	36	76	56
Drug Use: Admitted without E.R. Services	415	387	378

Source: Missouri Department of Health and Senior Services. Hospital encounters are categorized based on ICD-10 diagnosis codes. Beginning with 2020 data, individuals with more than one encounter for a substance use or mental disorder are counted for each encounter they have during the calendar year. Related disorders are those that are listed with a secondary diagnosis.

JUVENILE PLACEMENTS

	2023	2022	2021
Total Out-of-Home Placements	38	53	50
Parent/Caretaker Alcohol Use Reported	1	0	1
Parent/Caretaker Drug Use Reported	19	42	29

Source: Missouri Department of Social Services, Children's Division. Multiple factors are often considered when a child is placed out of the home. Removals involving parental substance use conditions are included in this profile.

JUVENILE COURT REFERRALS

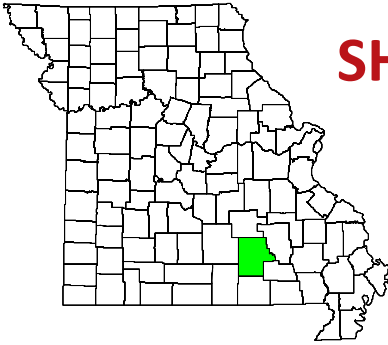
	2023	2022	2021
Child Abuse	0	0	1
Child Neglect	36	65	89
Child Custody Issues	0	0	0
Juvenile Violent Offenses	69	111	61
Juvenile Alcohol Offenses	8	4	1
Juvenile Drug Offenses	5	26	17
School Truancy	5	28	35
Absent from Home	6	15	11
Beyond Parental Control	26	22	25
Injurious Behavior	61	49	41

Source: Missouri Office of State Courts Administrator.

CRIMINAL JUSTICE

	FY 2024	FY 2023	FY 2022
Treatment Court Participants	57	64	65
Drug Conviction: Probation	84	87	148
Drug Conviction: Prison	93	96	110
Drug Conviction: Parole	90	83	77
DWI Conviction: Probation	3	4	4
DWI Conviction: Prison	0	4	7
DWI Conviction: Parole	4	3	3

Sources: Missouri Office of State Courts Administrator; Missouri Department of Corrections.



SHANNON COUNTY

Data on this page pertain to the map area shaded green.

DEMOGRAPHICS

	2023	2022	2021
Population Estimate	7,238	7,193	7,085
Labor Force	3,285	3,266	3,366
Employed	3,135	3,147	3,177
Unemployed	150	119	189
Unemployment Rate	4.6%	3.6%	5.6%
Median Household Income	-----	\$39,671	\$36,683
Poverty Estimate, Individuals of All Ages	-----	1,523	1,517
Poverty Estimate, Children Under Age 18	-----	562	501

Source: U.S. Bureau of the Census.

BIRTHS AND DEATHS

	2023	2022	2021
Resident Births	91	97	77
Resident Deaths	112	129	120
Suicide	2	2	3
Homicide	1	1	0
Alcohol Induced Deaths	0	3	0
Drug Induced Deaths	3	2	1
Smoking Attributable Deaths	23	25	21

Source: Missouri Department of Health and Senior Services

IMPAIRED DRIVING

	2023	2022	2021
Alcohol Involved Fatal Crashes	0	0	2
Alcohol Involved Injury Crashes	6	7	8
Alcohol Involved Property Damage Crashes	1	2	3
Killed in Alcohol Involved Crashes	0	0	3
Injured in Alcohol Involved Crashes	8	7	12
Drug Involved Fatal Crashes	0	0	0
Drug Involved Injury Crashes	0	0	2
Drug Involved Property Damage Crashes	0	1	1
Killed in Drug Involved Crashes	0	0	0
Injured in Drug Involved Crashes	0	0	2

Source: Missouri Department of Public Safety, Missouri State Highway Patrol.

POLICE REPORTS

	2023	2022	2021
DUI Arrests, DWI Tracking System	22	49	62
Liquor Law Arrests	0	0	0
Drug Arrests	12	5	0
Violent Offenses	25	22	5
Domestic Violence Reports	20	19	3
Property Offenses	48	42	14

Source: Missouri Department of Public Safety, Missouri State Highway Patrol.

SCHOOL REPORTS

	2022-23	2021-22
Reported School Suspensions	0	0
Reported Substance Related Suspensions	0	0
Reported Violence or Weapon Suspensions	0	0
Enrollment Grades K-8	433	488
Enrollment Grades 9-12	225	240
Dropouts	0	0

Source: Missouri Department of Elementary and Secondary Education. County-level data are aggregated by school district. Reported suspensions and dropouts fewer than five (5) in a district are suppressed and represented as zero (0) in the county totals.

----- Indicates data not currently available

HOSPITAL / EMERGENCY ROOM

Principal Disorder	2022	2021	2020
Alcohol Use: E.R. Services, then Discharged	13	14	19
Alcohol Use: E.R. Services, then Admitted	1	3	0
Alcohol Use: Admitted without E.R. Services	4	12	10
Drug Use: E.R. Services, then Discharged	15	8	11
Drug Use: E.R. Services, then Admitted	0	0	2
Drug Use: Admitted without E.R. Services	4	4	8
Mental: E.R. Services, then Discharged	46	53	49
Mental: E.R. Services, then Admitted	10	6	9
Mental: Admitted without E.R. Services	34	53	68

Related Disorder

Alcohol Use: E.R. Services, then Discharged	18	14	23
Alcohol Use: E.R. Services, then Admitted	11	13	11
Alcohol Use: Admitted without E.R. Services	28	35	41
Drug Use: E.R. Services, then Discharged	34	40	20
Drug Use: E.R. Services, then Admitted	10	19	9
Drug Use: Admitted without E.R. Services	39	53	59

Source: Missouri Department of Health and Senior Services. Hospital encounters are categorized based on ICD-10 diagnosis codes. Beginning with 2020 data, individuals with more than one encounter for a substance use or mental disorder are counted for each encounter they have during the calendar year. Related disorders are those that are listed with a secondary diagnosis.

JUVENILE PLACEMENTS

	2023	2022	2021
Total Out-of-Home Placements	10	3	19
Parent/Caretaker Alcohol Use Reported	0	0	1
Parent/Caretaker Drug Use Reported	3	1	4

Source: Missouri Department of Social Services, Children's Division. Multiple factors are often considered when a child is placed out of the home. Removals involving parental substance use conditions are included in this profile.

JUVENILE COURT REFERRALS

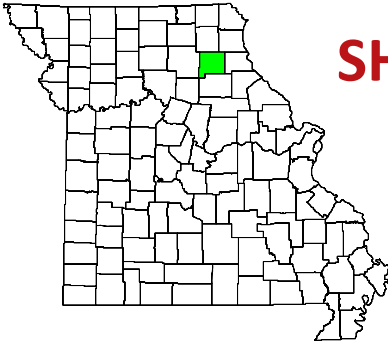
	2023	2022	2021
Child Abuse	0	1	2
Child Neglect	0	4	16
Child Custody Issues	15	7	15
Juvenile Violent Offenses	1	1	2
Juvenile Alcohol Offenses	3	2	0
Juvenile Drug Offenses	1	1	5
School Truancy	9	4	14
Absent from Home	0	1	2
Beyond Parental Control	5	1	1
Injurious Behavior	2	3	0

Source: Missouri Office of State Courts Administrator.

CRIMINAL JUSTICE

	FY 2024	FY 2023	FY 2022
Treatment Court Participants	13	13	9
Drug Conviction: Probation	24	17	15
Drug Conviction: Prison	6	6	2
Drug Conviction: Parole	9	3	3
DWI Conviction: Probation	1	1	0
DWI Conviction: Prison	0	2	0
DWI Conviction: Parole	0	1	0

Sources: Missouri Office of State Courts Administrator; Missouri Department of Corrections.



SHELBY COUNTY

Data on this page pertain to the map area shaded green.

DEMOGRAPHICS

	2023	2022	2021
Population Estimate	5,931	5,982	5,957
Labor Force	2,887	2,931	2,985
Employed	2,809	2,863	2,886
Unemployed	78	68	99
Unemployment Rate	2.7%	2.3%	3.3%
Median Household Income	-----	\$54,264	\$50,838
Poverty Estimate, Individuals of All Ages	-----	875	827
Poverty Estimate, Children Under Age 18	-----	288	292

Source: U.S. Bureau of the Census.

BIRTHS AND DEATHS

	2023	2022	2021
Resident Births	81	66	64
Resident Deaths	81	100	87
Suicide	2	1	2
Homicide	0	0	0
Alcohol Induced Deaths	0	1	0
Drug Induced Deaths	2	1	1
Smoking Attributable Deaths	11	18	14

Source: Missouri Department of Health and Senior Services

IMPAIRED DRIVING

	2023	2022	2021
Alcohol Involved Fatal Crashes	2	1	0
Alcohol Involved Injury Crashes	1	2	1
Alcohol Involved Property Damage Crashes	1	0	3
Killed in Alcohol Involved Crashes	2	1	0
Injured in Alcohol Involved Crashes	3	4	1
Drug Involved Fatal Crashes	0	0	0
Drug Involved Injury Crashes	0	0	0
Drug Involved Property Damage Crashes	0	0	0
Killed in Drug Involved Crashes	0	0	0
Injured in Drug Involved Crashes	0	0	0

Source: Missouri Department of Public Safety, Missouri State Highway Patrol.

POLICE REPORTS

	2023	2022	2021
DUI Arrests, DWI Tracking System	25	32	20
Liquor Law Arrests	6	1	1
Drug Arrests	3	43	31
Violent Offenses	5	6	8
Domestic Violence Reports	28	21	17
Property Offenses	25	30	26

Source: Missouri Department of Public Safety, Missouri State Highway Patrol.

SCHOOL REPORTS

	2022-23	2021-22
Reported School Suspensions	0	0
Reported Substance Related Suspensions	0	0
Reported Violence or Weapon Suspensions	0	0
Enrollment Grades K-8	602	618
Enrollment Grades 9-12	344	331
Dropouts	5	5

Source: Missouri Department of Elementary and Secondary Education. County-level data are aggregated by school district. Reported suspensions and dropouts fewer than five (5) in a district are suppressed and represented as zero (0) in the county totals.

----- Indicates data not available

HOSPITAL / EMERGENCY ROOM

Principal Disorder	2022	2021	2020
Alcohol Use: E.R. Services, then Discharged	2	3	3
Alcohol Use: E.R. Services, then Admitted	3	0	2
Alcohol Use: Admitted without E.R. Services	1	1	0
Drug Use: E.R. Services, then Discharged	12	1	4
Drug Use: E.R. Services, then Admitted	1	1	0
Drug Use: Admitted without E.R. Services	1	0	0
Mental: E.R. Services, then Discharged	26	28	24
Mental: E.R. Services, then Admitted	15	15	8
Mental: Admitted without E.R. Services	9	15	12

Related Disorder

Alcohol Use: E.R. Services, then Discharged	2	2	3
Alcohol Use: E.R. Services, then Admitted	10	2	5
Alcohol Use: Admitted without E.R. Services	6	4	4
Drug Use: E.R. Services, then Discharged	7	4	4
Drug Use: E.R. Services, then Admitted	13	9	6
Drug Use: Admitted without E.R. Services	11	4	7

Source: Missouri Department of Health and Senior Services. Hospital encounters are categorized based on ICD-10 diagnosis codes. Beginning with 2020 data, individuals with more than one encounter for a substance use or mental disorder are counted for each encounter they have during the calendar year. Related disorders are those that are listed with a secondary diagnosis.

JUVENILE PLACEMENTS

	2023	2022	2021
Total Out-of-Home Placements	14	10	15
Parent/Caretaker Alcohol Use Reported	2	0	1
Parent/Caretaker Drug Use Reported	8	3	6

Source: Missouri Department of Social Services, Children's Division. Multiple factors are often considered when a child is placed out of the home. Removals involving parental substance use conditions are included in this profile.

JUVENILE COURT REFERRALS

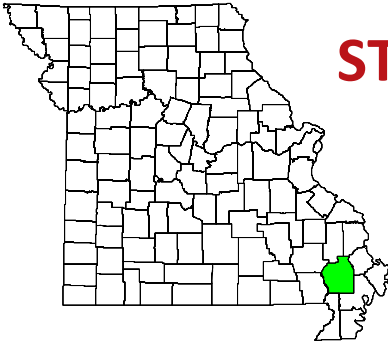
	2023	2022	2021
Child Abuse	4	1	7
Child Neglect	12	23	33
Child Custody Issues	0	2	1
Juvenile Violent Offenses	5	3	2
Juvenile Alcohol Offenses	0	0	0
Juvenile Drug Offenses	0	0	0
School Truancy	17	30	15
Absent from Home	1	0	2
Beyond Parental Control	8	10	14
Injurious Behavior	14	31	28

Source: Missouri Office of State Courts Administrator.

CRIMINAL JUSTICE

	FY 2024	FY 2023	FY 2022
Treatment Court Participants	0	0	0
Drug Conviction: Probation	9	13	8
Drug Conviction: Prison	3	3	9
Drug Conviction: Parole	4	8	10
DWI Conviction: Probation	1	2	0
DWI Conviction: Prison	0	0	0
DWI Conviction: Parole	0	0	1

Sources: Missouri Office of State Courts Administrator; Missouri Department of Corrections.



STODDARD COUNTY

Data on this page pertain to the map area shaded green.

DEMOGRAPHICS

	2023	2022	2021
Population Estimate	28,397	28,377	28,482
Labor Force	13,013	13,052	13,325
Employed	12,506	12,673	12,730
Unemployed	507	379	595
Unemployment Rate	3.9%	2.9%	4.5%
Median Household Income	-----	\$53,391	\$46,818
Poverty Estimate, Individuals of All Ages	-----	4,201	5,028
Poverty Estimate, Children Under Age 18	-----	1,176	1,336

Source: U.S. Bureau of the Census.

BIRTHS AND DEATHS

	2023	2022	2021
Resident Births	318	334	327
Resident Deaths	442	464	449
Suicide	7	3	8
Homicide	2	0	4
Alcohol Induced Deaths	0	3	4
Drug Induced Deaths	5	10	3
Smoking Attributable Deaths	94	87	68

Source: Missouri Department of Health and Senior Services

IMPAIRED DRIVING

	2023	2022	2021
Alcohol Involved Fatal Crashes	1	0	0
Alcohol Involved Injury Crashes	5	8	11
Alcohol Involved Property Damage Crashes	10	12	14
Killed in Alcohol Involved Crashes	1	0	0
Injured in Alcohol Involved Crashes	9	10	15
Drug Involved Fatal Crashes	0	0	0
Drug Involved Injury Crashes	2	2	3
Drug Involved Property Damage Crashes	1	5	6
Killed in Drug Involved Crashes	0	0	0
Injured in Drug Involved Crashes	3	3	3

Source: Missouri Department of Public Safety, Missouri State Highway Patrol.

POLICE REPORTS

	2023	2022	2021
DUI Arrests, DWI Tracking System	104	139	94
Liquor Law Arrests	0	0	2
Drug Arrests	122	174	142
Violent Offenses	73	61	76
Domestic Violence Reports	213	196	136
Property Offenses	416	371	380

Source: Missouri Department of Public Safety, Missouri State Highway Patrol.

SCHOOL REPORTS

	2022-23	2021-22
Reported School Suspensions	36	52
Reported Substance Related Suspensions	0	7
Reported Violence or Weapon Suspensions	0	0
Enrollment Grades K-8	3,189	3,266
Enrollment Grades 9-12	1,383	1,413
Dropouts	0	0

Source: Missouri Department of Elementary and Secondary Education. County-level data are aggregated by school district. Reported suspensions and dropouts fewer than five (5) in a district are suppressed and represented as zero (0) in the county totals.

----- Indicates data not available

HOSPITAL / EMERGENCY ROOM

Principal Disorder	2022	2021	2020
Alcohol Use: E.R. Services, then Discharged	35	67	77
Alcohol Use: E.R. Services, then Admitted	5	7	11
Alcohol Use: Admitted without E.R. Services	14	14	17
Drug Use: E.R. Services, then Discharged	82	85	103
Drug Use: E.R. Services, then Admitted	7	4	7
Drug Use: Admitted without E.R. Services	18	9	21
Mental: E.R. Services, then Discharged	246	319	371
Mental: E.R. Services, then Admitted	9	89	58
Mental: Admitted without E.R. Services	317	307	330

Related Disorder

Alcohol Use: E.R. Services, then Discharged	68	83	59
Alcohol Use: E.R. Services, then Admitted	24	59	71
Alcohol Use: Admitted without E.R. Services	99	71	95
Drug Use: E.R. Services, then Discharged	325	305	202
Drug Use: E.R. Services, then Admitted	48	93	79
Drug Use: Admitted without E.R. Services	252	164	189

Source: Missouri Department of Health and Senior Services. Hospital encounters are categorized based on ICD-10 diagnosis codes. Beginning with 2020 data, individuals with more than one encounter for a substance use or mental disorder are counted for each encounter they have during the calendar year. Related disorders are those that are listed with a secondary diagnosis.

JUVENILE PLACEMENTS

	2023	2022	2021
Total Out-of-Home Placements	115	138	148
Parent/Caretaker Alcohol Use Reported	7	8	7
Parent/Caretaker Drug Use Reported	47	57	63

Source: Missouri Department of Social Services, Children's Division. Multiple factors are often considered when a child is placed out of the home. Removals involving parental substance use conditions are included in this profile.

JUVENILE COURT REFERRALS

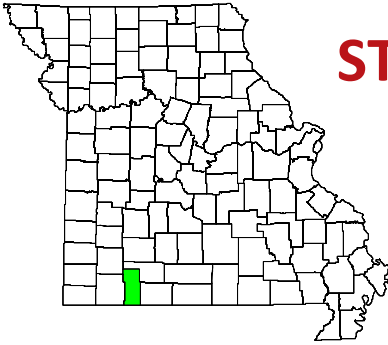
	2023	2022	2021
Child Abuse	40	21	29
Child Neglect	172	287	261
Child Custody Issues	81	92	108
Juvenile Violent Offenses	38	40	22
Juvenile Alcohol Offenses	5	14	1
Juvenile Drug Offenses	28	18	10
School Truancy	56	39	57
Absent from Home	2	1	1
Beyond Parental Control	17	6	11
Injurious Behavior	26	45	30

Source: Missouri Office of State Courts Administrator.

CRIMINAL JUSTICE

	FY 2024	FY 2023	FY 2022
Treatment Court Participants	26	25	30
Drug Conviction: Probation	86	81	85
Drug Conviction: Prison	43	42	59
Drug Conviction: Parole	61	66	65
DWI Conviction: Probation	4	3	6
DWI Conviction: Prison	7	2	2
DWI Conviction: Parole	8	3	4

Sources: Missouri Office of State Courts Administrator; Missouri Department of Corrections.



STONE COUNTY

Data on this page pertain to the map area shaded green.

DEMOGRAPHICS

	2023	2022	2021
Population Estimate	32,658	32,136	31,605
Labor Force	13,442	13,346	13,611
Employed	12,817	12,844	12,719
Unemployed	625	502	892
Unemployment Rate	4.6%	3.8%	6.6%
Median Household Income	-----	\$56,418	\$53,039
Poverty Estimate, Individuals of All Ages	-----	4,113	4,554
Poverty Estimate, Children Under Age 18	-----	1,025	1,230

Source: U.S. Bureau of the Census.

BIRTHS AND DEATHS

	2023	2022	2021
Resident Births	262	269	277
Resident Deaths	459	464	498
Suicide	3	6	7
Homicide	1	0	2
Alcohol Induced Deaths	4	2	6
Drug Induced Deaths	10	5	6
Smoking Attributable Deaths	67	86	84

Source: Missouri Department of Health and Senior Services

IMPAIRED DRIVING

	2023	2022	2021
Alcohol Involved Fatal Crashes	1	2	1
Alcohol Involved Injury Crashes	17	14	15
Alcohol Involved Property Damage Crashes	27	20	24
Killed in Alcohol Involved Crashes	1	2	1
Injured in Alcohol Involved Crashes	22	18	21
Drug Involved Fatal Crashes	2	0	0
Drug Involved Injury Crashes	5	3	4
Drug Involved Property Damage Crashes	5	4	8
Killed in Drug Involved Crashes	2	0	0
Injured in Drug Involved Crashes	9	4	4

Source: Missouri Department of Public Safety, Missouri State Highway Patrol.

POLICE REPORTS

	2023	2022	2021
DUI Arrests, DWI Tracking System	137	121	109
Liquor Law Arrests	1	1	1
Drug Arrests	109	128	90
Violent Offenses	49	45	79
Domestic Violence Reports	261	240	285
Property Offenses	377	426	483

Source: Missouri Department of Public Safety, Missouri State Highway Patrol.

SCHOOL REPORTS

	2022-23	2021-22
Reported School Suspensions	47	60
Reported Substance Related Suspensions	18	29
Reported Violence or Weapon Suspensions	0	0
Enrollment Grades K-8	2,232	2,234
Enrollment Grades 9-12	1,154	1,172
Dropouts	7	0

Source: Missouri Department of Elementary and Secondary Education. County-level data are aggregated by school district. Reported suspensions and dropouts fewer than five (5) in a district are suppressed and represented as zero (0) in the county totals.

----- Indicates data not available

HOSPITAL / EMERGENCY ROOM

Principal Disorder	2022	2021	2020
Alcohol Use: E.R. Services, then Discharged	92	61	73
Alcohol Use: E.R. Services, then Admitted	52	37	42
Alcohol Use: Admitted without E.R. Services	7	10	2
Drug Use: E.R. Services, then Discharged	89	63	70
Drug Use: E.R. Services, then Admitted	27	6	12
Drug Use: Admitted without E.R. Services	10	7	9
Mental: E.R. Services, then Discharged	193	181	171
Mental: E.R. Services, then Admitted	116	115	111
Mental: Admitted without E.R. Services	154	193	183

Related Disorder

Alcohol Use: E.R. Services, then Discharged	90	92	64
Alcohol Use: E.R. Services, then Admitted	123	122	127
Alcohol Use: Admitted without E.R. Services	32	45	43
Drug Use: E.R. Services, then Discharged	135	145	76
Drug Use: E.R. Services, then Admitted	153	161	168
Drug Use: Admitted without E.R. Services	92	116	86

Source: Missouri Department of Health and Senior Services. Hospital encounters are categorized based on ICD-10 diagnosis codes. Beginning with 2020 data, individuals with more than one encounter for a substance use or mental disorder are counted for each encounter they have during the calendar year. Related disorders are those that are listed with a secondary diagnosis.

JUVENILE PLACEMENTS

	2023	2022	2021
Total Out-of-Home Placements	30	68	44
Parent/Caretaker Alcohol Use Reported	6	0	3
Parent/Caretaker Drug Use Reported	7	39	33

Source: Missouri Department of Social Services, Children's Division. Multiple factors are often considered when a child is placed out of the home. Removals involving parental substance use conditions are included in this profile.

JUVENILE COURT REFERRALS

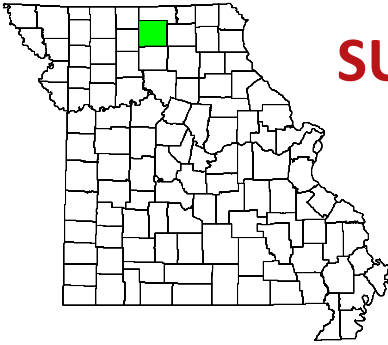
	2023	2022	2021
Child Abuse	9	10	11
Child Neglect	18	29	21
Child Custody Issues	31	82	53
Juvenile Violent Offenses	49	49	40
Juvenile Alcohol Offenses	3	10	0
Juvenile Drug Offenses	5	31	10
School Truancy	0	0	0
Absent from Home	19	25	28
Beyond Parental Control	4	3	9
Injurious Behavior	52	38	33

Source: Missouri Office of State Courts Administrator.

CRIMINAL JUSTICE

	FY 2024	FY 2023	FY 2022
Treatment Court Participants	98	104	97
Drug Conviction: Probation	49	57	46
Drug Conviction: Prison	21	19	26
Drug Conviction: Parole	24	30	30
DWI Conviction: Probation	5	5	2
DWI Conviction: Prison	0	1	4
DWI Conviction: Parole	2	0	2

Sources: Missouri Office of State Courts Administrator; Missouri Department of Corrections.



SULLIVAN COUNTY

Data on this page pertain to the map area shaded green.

DEMOGRAPHICS

	2023	2022	2021
Population Estimate	5,797	5,840	5,916
Labor Force	2,486	2,520	2,650
Employed	2,404	2,450	2,521
Unemployed	82	70	129
Unemployment Rate	3.3%	2.8%	4.9%
Median Household Income	-----	\$52,384	\$46,864
Poverty Estimate, Individuals of All Ages	-----	891	943
Poverty Estimate, Children Under Age 18	-----	252	270

Source: U.S. Bureau of the Census.

BIRTHS AND DEATHS

	2023	2022	2021
Resident Births	75	74	56
Resident Deaths	76	73	87
Suicide	0	3	2
Homicide	0	0	0
Alcohol Induced Deaths	0	2	1
Drug Induced Deaths	1	1	2
Smoking Attributable Deaths	15	11	14

Source: Missouri Department of Health and Senior Services

IMPAIRED DRIVING

	2023	2022	2021
Alcohol Involved Fatal Crashes	0	0	1
Alcohol Involved Injury Crashes	5	2	2
Alcohol Involved Property Damage Crashes	4	7	1
Killed in Alcohol Involved Crashes	0	0	1
Injured in Alcohol Involved Crashes	11	2	2
Drug Involved Fatal Crashes	0	0	1
Drug Involved Injury Crashes	0	0	0
Drug Involved Property Damage Crashes	0	0	0
Killed in Drug Involved Crashes	0	0	1
Injured in Drug Involved Crashes	0	0	0

Source: Missouri Department of Public Safety, Missouri State Highway Patrol.

POLICE REPORTS

	2023	2022	2021
DUI Arrests, DWI Tracking System	49	51	26
Liquor Law Arrests	0	0	0
Drug Arrests	2	5	4
Violent Offenses	4	5	5
Domestic Violence Reports	21	21	28
Property Offenses	33	21	32

Source: Missouri Department of Public Safety, Missouri State Highway Patrol.

SCHOOL REPORTS

	2022-23	2021-22
Reported School Suspensions	0	0
Reported Substance Related Suspensions	0	0
Reported Violence or Weapon Suspensions	0	0
Enrollment Grades K-8	639	627
Enrollment Grades 9-12	314	328
Dropouts	0	0

Source: Missouri Department of Elementary and Secondary Education. County-level data are aggregated by school district. Reported suspensions and dropouts fewer than five (5) in a district are suppressed and represented as zero (0) in the county totals.

----- Indicates data not available

HOSPITAL / EMERGENCY ROOM

Principal Disorder	2022	2021	2020
Alcohol Use: E.R. Services, then Discharged	14	13	8
Alcohol Use: E.R. Services, then Admitted	0	1	1
Alcohol Use: Admitted without E.R. Services	0	3	4
Drug Use: E.R. Services, then Discharged	12	5	2
Drug Use: E.R. Services, then Admitted	3	1	0
Drug Use: Admitted without E.R. Services	7	3	1
Mental: E.R. Services, then Discharged	44	40	36
Mental: E.R. Services, then Admitted	7	6	4
Mental: Admitted without E.R. Services	22	28	16

Related Disorder

Alcohol Use: E.R. Services, then Discharged	27	18	12
Alcohol Use: E.R. Services, then Admitted	5	5	5
Alcohol Use: Admitted without E.R. Services	18	21	8
Drug Use: E.R. Services, then Discharged	25	13	13
Drug Use: E.R. Services, then Admitted	3	2	6
Drug Use: Admitted without E.R. Services	17	22	7

Source: Missouri Department of Health and Senior Services. Hospital encounters are categorized based on ICD-10 diagnosis codes. Beginning with 2020 data, individuals with more than one encounter for a substance use or mental disorder are counted for each encounter they have during the calendar year. Related disorders are those that are listed with a secondary diagnosis.

JUVENILE PLACEMENTS

	2023	2022	2021
Total Out-of-Home Placements	1	8	9
Parent/Caretaker Alcohol Use Reported	0	0	0
Parent/Caretaker Drug Use Reported	0	1	6

Source: Missouri Department of Social Services, Children's Division. Multiple factors are often considered when a child is placed out of the home. Removals involving parental substance use conditions are included in this profile.

JUVENILE COURT REFERRALS

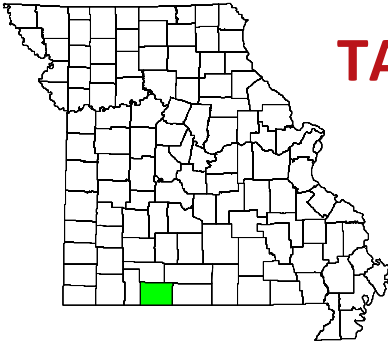
	2023	2022	2021
Child Abuse	0	0	0
Child Neglect	15	22	19
Child Custody Issues	11	3	3
Juvenile Violent Offenses	1	0	1
Juvenile Alcohol Offenses	0	0	0
Juvenile Drug Offenses	1	0	1
School Truancy	7	12	15
Absent from Home	0	0	0
Beyond Parental Control	0	0	0
Injurious Behavior	17	21	17

Source: Missouri Office of State Courts Administrator.

CRIMINAL JUSTICE

	FY 2024	FY 2023	FY 2022
Treatment Court Participants	15	25	27
Drug Conviction: Probation	7	7	5
Drug Conviction: Prison	4	4	3
Drug Conviction: Parole	5	5	1
DWI Conviction: Probation	2	2	4
DWI Conviction: Prison	2	0	0
DWI Conviction: Parole	1	1	1

Sources: Missouri Office of State Courts Administrator; Missouri Department of Corrections.



TANEY COUNTY

Data on this page pertain to the map area shaded green.

DEMOGRAPHICS

	2023	2022	2021
Population Estimate	56,775	56,821	56,334
Labor Force	25,931	25,648	26,276
Employed	24,659	24,616	24,306
Unemployed	1,272	1,032	1,970
Unemployment Rate	4.9%	4.0%	7.5%
Median Household Income	-----	\$53,009	\$47,210
Poverty Estimate, Individuals of All Ages	-----	7,332	8,531
Poverty Estimate, Children Under Age 18	-----	2,143	2,596

Source: U.S. Bureau of the Census.

BIRTHS AND DEATHS

	2023	2022	2021
Resident Births	600	598	565
Resident Deaths	706	742	796
Suicide	17	8	14
Homicide	2	1	3
Alcohol Induced Deaths	11	10	11
Drug Induced Deaths	29	20	28
Smoking Attributable Deaths	107	107	109

Source: Missouri Department of Health and Senior Services

IMPAIRED DRIVING

	2023	2022	2021
Alcohol Involved Fatal Crashes	1	2	2
Alcohol Involved Injury Crashes	37	21	36
Alcohol Involved Property Damage Crashes	45	54	55
Killed in Alcohol Involved Crashes	1	2	2
Injured in Alcohol Involved Crashes	50	29	51
Drug Involved Fatal Crashes	1	1	1
Drug Involved Injury Crashes	13	9	19
Drug Involved Property Damage Crashes	7	15	13
Killed in Drug Involved Crashes	1	1	1
Injured in Drug Involved Crashes	27	9	27

Source: Missouri Department of Public Safety, Missouri State Highway Patrol.

POLICE REPORTS

	2023	2022	2021
DUI Arrests, DWI Tracking System	289	212	232
Liquor Law Arrests	9	5	4
Drug Arrests	168	180	115
Violent Offenses	164	136	153
Domestic Violence Reports	493	436	467
Property Offenses	1,083	1,106	1,075

Source: Missouri Department of Public Safety, Missouri State Highway Patrol.

SCHOOL REPORTS

	2022-23	2021-22
Reported School Suspensions	245	96
Reported Substance Related Suspensions	66	23
Reported Violence or Weapon Suspensions	8	7
Enrollment Grades K-8	5,100	5,156
Enrollment Grades 9-12	2,381	2,422
Dropouts	32	33

Source: Missouri Department of Elementary and Secondary Education. County-level data are aggregated by school district. Reported suspensions and dropouts fewer than five (5) in a district are suppressed and represented as zero (0) in the county totals.

----- Indicates data not available

HOSPITAL / EMERGENCY ROOM

Principal Disorder	2022	2021	2020
Alcohol Use: E.R. Services, then Discharged	313	282	302
Alcohol Use: E.R. Services, then Admitted	103	112	150
Alcohol Use: Admitted without E.R. Services	7	16	17
Drug Use: E.R. Services, then Discharged	231	270	237
Drug Use: E.R. Services, then Admitted	54	22	34
Drug Use: Admitted without E.R. Services	16	28	17
Mental: E.R. Services, then Discharged	525	593	560
Mental: E.R. Services, then Admitted	309	290	322
Mental: Admitted without E.R. Services	248	320	282

Related Disorder

Alcohol Use: E.R. Services, then Discharged	307	311	248
Alcohol Use: E.R. Services, then Admitted	328	312	310
Alcohol Use: Admitted without E.R. Services	102	122	103
Drug Use: E.R. Services, then Discharged	410	516	307
Drug Use: E.R. Services, then Admitted	456	465	488
Drug Use: Admitted without E.R. Services	243	323	212

Source: Missouri Department of Health and Senior Services. Hospital encounters are categorized based on ICD-10 diagnosis codes. Beginning with 2020 data, individuals with more than one encounter for a substance use or mental disorder are counted for each encounter they have during the calendar year. Related disorders are those that are listed with a secondary diagnosis.

JUVENILE PLACEMENTS

	2023	2022	2021
Total Out-of-Home Placements	103	126	158
Parent/Caretaker Alcohol Use Reported	6	4	12
Parent/Caretaker Drug Use Reported	50	45	90

Source: Missouri Department of Social Services, Children's Division. Multiple factors are often considered when a child is placed out of the home. Removals involving parental substance use conditions are included in this profile.

JUVENILE COURT REFERRALS

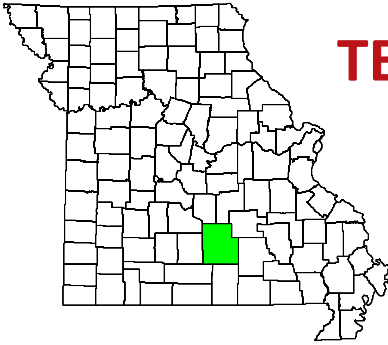
	2023	2022	2021
Child Abuse	8	5	5
Child Neglect	133	141	188
Child Custody Issues	45	82	39
Juvenile Violent Offenses	80	51	28
Juvenile Alcohol Offenses	4	10	10
Juvenile Drug Offenses	37	30	19
School Truancy	5	6	6
Absent from Home	40	32	24
Beyond Parental Control	24	33	14
Injurious Behavior	69	63	58

Source: Missouri Office of State Courts Administrator.

CRIMINAL JUSTICE

	FY 2024	FY 2023	FY 2022
Treatment Court Participants	58	62	46
Drug Conviction: Probation	60	69	68
Drug Conviction: Prison	28	42	43
Drug Conviction: Parole	24	35	60
DWI Conviction: Probation	20	16	8
DWI Conviction: Prison	5	4	3
DWI Conviction: Parole	4	5	6

Sources: Missouri Office of State Courts Administrator; Missouri Department of Corrections.



TEXAS COUNTY

Data on this page pertain to the map area shaded green.

DEMOGRAPHICS

	2023	2022	2021
Population Estimate	25,619	25,336	24,893
Labor Force	9,052	8,993	9,000
Employed	8,711	8,726	8,590
Unemployed	341	267	410
Unemployment Rate	3.8%	3.0%	4.6%
Median Household Income	-----	\$46,622	\$41,483
Poverty Estimate, Individuals of All Ages	-----	4,533	5,146
Poverty Estimate, Children Under Age 18	-----	1,344	1,652

Source: U.S. Bureau of the Census.

BIRTHS AND DEATHS

	2023	2022	2021
Resident Births	279	260	297
Resident Deaths	345	387	440
Suicide	4	9	7
Homicide	5	3	1
Alcohol Induced Deaths	3	7	5
Drug Induced Deaths	12	11	12
Smoking Attributable Deaths	55	51	60

Source: Missouri Department of Health and Senior Services

IMPAIRED DRIVING

	2023	2022	2021
Alcohol Involved Fatal Crashes	2	3	2
Alcohol Involved Injury Crashes	7	10	7
Alcohol Involved Property Damage Crashes	14	10	11
Killed in Alcohol Involved Crashes	2	3	2
Injured in Alcohol Involved Crashes	8	15	9
Drug Involved Fatal Crashes	1	1	0
Drug Involved Injury Crashes	3	3	1
Drug Involved Property Damage Crashes	1	2	6
Killed in Drug Involved Crashes	1	1	0
Injured in Drug Involved Crashes	3	3	2

Source: Missouri Department of Public Safety, Missouri State Highway Patrol.

POLICE REPORTS

	2023	2022	2021
DUI Arrests, DWI Tracking System	91	101	101
Liquor Law Arrests	3	10	14
Drug Arrests	31	84	76
Violent Offenses	58	75	85
Domestic Violence Reports	199	190	229
Property Offenses	297	224	286

Source: Missouri Department of Public Safety, Missouri State Highway Patrol.

SCHOOL REPORTS

	2022-23	2021-22
Reported School Suspensions	25	33
Reported Substance Related Suspensions	5	11
Reported Violence or Weapon Suspensions	0	0
Enrollment Grades K-8	2,460	2,499
Enrollment Grades 9-12	1,189	1,174
Dropouts	0	6

Source: Missouri Department of Elementary and Secondary Education. County-level data are aggregated by school district. Reported suspensions and dropouts fewer than five (5) in a district are suppressed and represented as zero (0) in the county totals.

----- Indicates data not available

HOSPITAL / EMERGENCY ROOM

Principal Disorder	2022	2021	2020
Alcohol Use: E.R. Services, then Discharged	53	47	41
Alcohol Use: E.R. Services, then Admitted	16	25	22
Alcohol Use: Admitted without E.R. Services	10	11	9
Drug Use: E.R. Services, then Discharged	78	38	45
Drug Use: E.R. Services, then Admitted	8	3	4
Drug Use: Admitted without E.R. Services	28	6	3
Mental: E.R. Services, then Discharged	204	175	162
Mental: E.R. Services, then Admitted	25	28	48
Mental: Admitted without E.R. Services	99	153	130

Related Disorder

Alcohol Use: E.R. Services, then Discharged	54	42	56
Alcohol Use: E.R. Services, then Admitted	58	35	47
Alcohol Use: Admitted without E.R. Services	58	46	59
Drug Use: E.R. Services, then Discharged	71	73	86
Drug Use: E.R. Services, then Admitted	45	43	76
Drug Use: Admitted without E.R. Services	68	82	63

Source: Missouri Department of Health and Senior Services. Hospital encounters are categorized based on ICD-10 diagnosis codes. Beginning with 2020 data, individuals with more than one encounter for a substance use or mental disorder are counted for each encounter they have during the calendar year. Related disorders are those that are listed with a secondary diagnosis.

JUVENILE PLACEMENTS

	2023	2022	2021
Total Out-of-Home Placements	35	45	61
Parent/Caretaker Alcohol Use Reported	2	7	1
Parent/Caretaker Drug Use Reported	13	33	28

Source: Missouri Department of Social Services, Children's Division. Multiple factors are often considered when a child is placed out of the home. Removals involving parental substance use conditions are included in this profile.

JUVENILE COURT REFERRALS

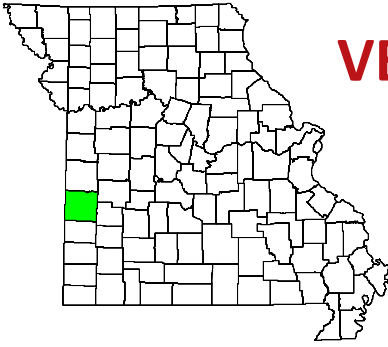
	2023	2022	2021
Child Abuse	83	63	85
Child Neglect	195	118	167
Child Custody Issues	2	1	1
Juvenile Violent Offenses	8	15	7
Juvenile Alcohol Offenses	4	16	4
Juvenile Drug Offenses	2	9	6
School Truancy	131	180	64
Absent from Home	19	20	9
Beyond Parental Control	0	0	3
Injurious Behavior	192	199	146

Source: Missouri Office of State Courts Administrator.

CRIMINAL JUSTICE

	FY 2024	FY 2023	FY 2022
Treatment Court Participants	0	0	0
Drug Conviction: Probation	62	61	50
Drug Conviction: Prison	35	37	53
Drug Conviction: Parole	24	39	47
DWI Conviction: Probation	7	6	7
DWI Conviction: Prison	5	2	12
DWI Conviction: Parole	3	2	4

Sources: Missouri Office of State Courts Administrator; Missouri Department of Corrections.



VERNON COUNTY

Data on this page pertain to the map area shaded green.

DEMOGRAPHICS

	2023	2022	2021
Population Estimate	19,710	19,651	19,605
Labor Force	8,963	9,066	9,422
Employed	8,653	8,839	9,101
Unemployed	310	227	321
Unemployment Rate	3.5%	2.5%	3.4%
Median Household Income	-----	\$51,900	\$48,273
Poverty Estimate, Individuals of All Ages	-----	3,336	3,648
Poverty Estimate, Children Under Age 18	-----	1,027	1,173

Source: U.S. Bureau of the Census.

BIRTHS AND DEATHS

	2023	2022	2021
Resident Births	245	224	253
Resident Deaths	293	311	339
Suicide	5	4	8
Homicide	0	0	1
Alcohol Induced Deaths	3	4	1
Drug Induced Deaths	4	5	3
Smoking Attributable Deaths	49	48	50

Source: Missouri Department of Health and Senior Services

IMPAIRED DRIVING

	2023	2022	2021
Alcohol Involved Fatal Crashes	3	1	0
Alcohol Involved Injury Crashes	9	10	6
Alcohol Involved Property Damage Crashes	13	8	11
Killed in Alcohol Involved Crashes	3	1	0
Injured in Alcohol Involved Crashes	11	14	11
Drug Involved Fatal Crashes	0	1	0
Drug Involved Injury Crashes	3	0	2
Drug Involved Property Damage Crashes	2	1	1
Killed in Drug Involved Crashes	0	1	0
Injured in Drug Involved Crashes	3	0	2

Source: Missouri Department of Public Safety, Missouri State Highway Patrol.

POLICE REPORTS

	2023	2022	2021
DUI Arrests, DWI Tracking System	76	58	76
Liquor Law Arrests	3	13	4
Drug Arrests	134	135	53
Violent Offenses	68	64	156
Domestic Violence Reports	210	192	225
Property Offenses	609	562	571

Source: Missouri Department of Public Safety, Missouri State Highway Patrol.

SCHOOL REPORTS

	2022-23	2021-22
Reported School Suspensions	40	46
Reported Substance Related Suspensions	19	9
Reported Violence or Weapon Suspensions	0	10
Enrollment Grades K-8	1,870	1,910
Enrollment Grades 9-12	972	978
Dropouts	11	13

Source: Missouri Department of Elementary and Secondary Education. County-level data are aggregated by school district. Reported suspensions and dropouts fewer than five (5) in a district are suppressed and represented as zero (0) in the county totals.

----- Indicates data not available

HOSPITAL / EMERGENCY ROOM

Principal Disorder	2022	2021	2020
Alcohol Use: E.R. Services, then Discharged	47	37	54
Alcohol Use: E.R. Services, then Admitted	10	2	9
Alcohol Use: Admitted without E.R. Services	17	15	19
Drug Use: E.R. Services, then Discharged	59	32	34
Drug Use: E.R. Services, then Admitted	7	3	6
Drug Use: Admitted without E.R. Services	11	9	5
Mental: E.R. Services, then Discharged	190	141	149
Mental: E.R. Services, then Admitted	14	11	61
Mental: Admitted without E.R. Services	338	291	287

Related Disorder

Alcohol Use: E.R. Services, then Discharged	78	106	125
Alcohol Use: E.R. Services, then Admitted	28	20	17
Alcohol Use: Admitted without E.R. Services	90	99	74
Drug Use: E.R. Services, then Discharged	186	488	401
Drug Use: E.R. Services, then Admitted	34	15	39
Drug Use: Admitted without E.R. Services	216	157	124

Source: Missouri Department of Health and Senior Services. Hospital encounters are categorized based on ICD-10 diagnosis codes. Beginning with 2020 data, individuals with more than one encounter for a substance use or mental disorder are counted for each encounter they have during the calendar year. Related disorders are those that are listed with a secondary diagnosis.

JUVENILE PLACEMENTS

	2023	2022	2021
Total Out-of-Home Placements	15	27	21
Parent/Caretaker Alcohol Use Reported	0	2	0
Parent/Caretaker Drug Use Reported	7	5	10

Source: Missouri Department of Social Services, Children's Division. Multiple factors are often considered when a child is placed out of the home. Removals involving parental substance use conditions are included in this profile.

JUVENILE COURT REFERRALS

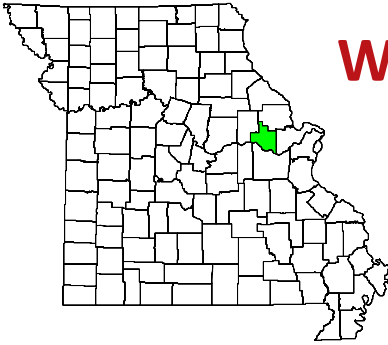
	2023	2022	2021
Child Abuse	3	2	9
Child Neglect	64	117	101
Child Custody Issues	7	10	1
Juvenile Violent Offenses	42	72	66
Juvenile Alcohol Offenses	23	11	0
Juvenile Drug Offenses	9	15	15
School Truancy	37	79	40
Absent from Home	26	30	32
Beyond Parental Control	99	71	78
Injurious Behavior	56	53	22

Source: Missouri Office of State Courts Administrator.

CRIMINAL JUSTICE

	FY 2024	FY 2023	FY 2022
Treatment Court Participants	32	34	43
Drug Conviction: Probation	20	27	25
Drug Conviction: Prison	17	22	26
Drug Conviction: Parole	14	21	25
DWI Conviction: Probation	1	4	6
DWI Conviction: Prison	1	0	3
DWI Conviction: Parole	1	1	2

Sources: Missouri Office of State Courts Administrator; Missouri Department of Corrections.



WARREN COUNTY

Data on this page pertain to the map area shaded green.

DEMOGRAPHICS

	2023	2022	2021
Population Estimate	37,806	37,260	36,529
Labor Force	18,940	18,801	18,722
Employed	18,385	18,335	17,946
Unemployed	555	466	776
Unemployment Rate	2.9%	2.5%	4.1%
Median Household Income	-----	\$74,355	\$71,073
Poverty Estimate, Individuals of All Ages	-----	3,063	2,850
Poverty Estimate, Children Under Age 18	-----	950	1,025

Source: U.S. Bureau of the Census.

BIRTHS AND DEATHS

	2023	2022	2021
Resident Births	426	464	433
Resident Deaths	390	433	463
Suicide	7	6	11
Homicide	0	2	1
Alcohol Induced Deaths	6	4	6
Drug Induced Deaths	14	13	20
Smoking Attributable Deaths	61	66	59

Source: Missouri Department of Health and Senior Services

IMPAIRED DRIVING

	2023	2022	2021
Alcohol Involved Fatal Crashes	0	0	2
Alcohol Involved Injury Crashes	12	14	12
Alcohol Involved Property Damage Crashes	24	18	22
Killed in Alcohol Involved Crashes	0	0	2
Injured in Alcohol Involved Crashes	17	17	20
Drug Involved Fatal Crashes	0	0	1
Drug Involved Injury Crashes	5	4	2
Drug Involved Property Damage Crashes	1	6	10
Killed in Drug Involved Crashes	0	0	1
Injured in Drug Involved Crashes	9	6	5

Source: Missouri Department of Public Safety, Missouri State Highway Patrol.

POLICE REPORTS

	2023	2022	2021
DUI Arrests, DWI Tracking System	86	129	110
Liquor Law Arrests	0	1	6
Drug Arrests	175	343	146
Violent Offenses	55	70	77
Domestic Violence Reports	141	197	237
Property Offenses	282	425	483

Source: Missouri Department of Public Safety, Missouri State Highway Patrol.

SCHOOL REPORTS

	2022-23	2021-22
Reported School Suspensions	95	94
Reported Substance Related Suspensions	43	25
Reported Violence or Weapon Suspensions	0	0
Enrollment Grades K-8	3,222	3,207
Enrollment Grades 9-12	1,540	1,506
Dropouts	33	42

Source: Missouri Department of Elementary and Secondary Education. County-level data are aggregated by school district. Reported suspensions and dropouts fewer than five (5) in a district are suppressed and represented as zero (0) in the county totals.

----- Indicates data not available

HOSPITAL / EMERGENCY ROOM

Principal Disorder	2022	2021	2020
Alcohol Use: E.R. Services, then Discharged	46	80	80
Alcohol Use: E.R. Services, then Admitted	39	41	19
Alcohol Use: Admitted without E.R. Services	22	19	19
Drug Use: E.R. Services, then Discharged	107	59	62
Drug Use: E.R. Services, then Admitted	39	13	12
Drug Use: Admitted without E.R. Services	29	29	21
Mental: E.R. Services, then Discharged	310	295	270
Mental: E.R. Services, then Admitted	216	243	280
Mental: Admitted without E.R. Services	158	188	192

Related Disorder

Alcohol Use: E.R. Services, then Discharged	64	79	73
Alcohol Use: E.R. Services, then Admitted	205	167	172
Alcohol Use: Admitted without E.R. Services	72	89	76
Drug Use: E.R. Services, then Discharged	126	116	131
Drug Use: E.R. Services, then Admitted	206	237	190
Drug Use: Admitted without E.R. Services	91	132	133

Source: Missouri Department of Health and Senior Services. Hospital encounters are categorized based on ICD-10 diagnosis codes. Beginning with 2020 data, individuals with more than one encounter for a substance use or mental disorder are counted for each encounter they have during the calendar year. Related disorders are those that are listed with a secondary diagnosis.

JUVENILE PLACEMENTS

	2023	2022	2021
Total Out-of-Home Placements	30	45	40
Parent/Caretaker Alcohol Use Reported	0	0	1
Parent/Caretaker Drug Use Reported	15	37	22

Source: Missouri Department of Social Services, Children's Division. Multiple factors are often considered when a child is placed out of the home. Removals involving parental substance use conditions are included in this profile.

JUVENILE COURT REFERRALS

	2023	2022	2021
Child Abuse	3	4	1
Child Neglect	81	55	35
Child Custody Issues	3	2	0
Juvenile Violent Offenses	42	9	19
Juvenile Alcohol Offenses	1	1	1
Juvenile Drug Offenses	4	5	1
School Truancy	7	10	7
Absent from Home	4	19	28
Beyond Parental Control	11	6	5
Injurious Behavior	69	58	53

Source: Missouri Office of State Courts Administrator.

CRIMINAL JUSTICE

	FY 2024	FY 2023	FY 2022
Treatment Court Participants	59	41	34
Drug Conviction: Probation	136	52	61
Drug Conviction: Prison	38	58	55
Drug Conviction: Parole	50	50	89
DWI Conviction: Probation	10	6	9
DWI Conviction: Prison	4	6	4
DWI Conviction: Parole	2	2	4

Sources: Missouri Office of State Courts Administrator; Missouri Department of Corrections.



WASHINGTON COUNTY

Data on this page pertain to the map area shaded green.

DEMOGRAPHICS

	2023	2022	2021
Population Estimate	23,534	23,441	23,444
Labor Force	10,019	10,059	10,094
Employed	9,638	9,738	9,578
Unemployed	381	321	516
Unemployment Rate	3.8%	3.2%	5.1%
Median Household Income	-----	\$47,636	\$44,063
Poverty Estimate, Individuals of All Ages	-----	4,376	4,355
Poverty Estimate, Children Under Age 18	-----	1,311	1,383

Source: U.S. Bureau of the Census.

BIRTHS AND DEATHS

	2023	2022	2021
Resident Births	226	265	272
Resident Deaths	315	367	398
Suicide	6	7	5
Homicide	0	2	2
Alcohol Induced Deaths	1	2	3
Drug Induced Deaths	12	13	18
Smoking Attributable Deaths	56	65	58

Source: Missouri Department of Health and Senior Services

IMPAIRED DRIVING

	2023	2022	2021
Alcohol Involved Fatal Crashes	0	5	1
Alcohol Involved Injury Crashes	11	13	6
Alcohol Involved Property Damage Crashes	11	11	8
Killed in Alcohol Involved Crashes	0	5	1
Injured in Alcohol Involved Crashes	15	23	7
Drug Involved Fatal Crashes	0	2	0
Drug Involved Injury Crashes	4	5	3
Drug Involved Property Damage Crashes	3	1	1
Killed in Drug Involved Crashes	0	2	0
Injured in Drug Involved Crashes	6	6	7

Source: Missouri Department of Public Safety, Missouri State Highway Patrol.

POLICE REPORTS

	2023	2022	2021
DUI Arrests, DWI Tracking System	56	53	71
Liquor Law Arrests	9	2	7
Drug Arrests	167	249	167
Violent Offenses	76	76	82
Domestic Violence Reports	214	148	168
Property Offenses	457	282	396

Source: Missouri Department of Public Safety, Missouri State Highway Patrol.

SCHOOL REPORTS

	2022-23	2021-22
Reported School Suspensions	24	27
Reported Substance Related Suspensions	0	9
Reported Violence or Weapon Suspensions	0	0
Enrollment Grades K-8	2,281	2,256
Enrollment Grades 9-12	1,064	1,044
Dropouts	0	0

Source: Missouri Department of Elementary and Secondary Education. County-level data are aggregated by school district. Reported suspensions and dropouts fewer than five (5) in a district are suppressed and represented as zero (0) in the county totals.

----- Indicates data not available

HOSPITAL / EMERGENCY ROOM

Principal Disorder	2022	2021	2020
Alcohol Use: E.R. Services, then Discharged	50	59	35
Alcohol Use: E.R. Services, then Admitted	8	19	8
Alcohol Use: Admitted without E.R. Services	11	12	8
Drug Use: E.R. Services, then Discharged	141	114	87
Drug Use: E.R. Services, then Admitted	7	11	9
Drug Use: Admitted without E.R. Services	15	10	15
Mental: E.R. Services, then Discharged	334	378	325
Mental: E.R. Services, then Admitted	68	74	75
Mental: Admitted without E.R. Services	263	200	185

Related Disorder

Alcohol Use: E.R. Services, then Discharged	191	64	53
Alcohol Use: E.R. Services, then Admitted	102	52	66
Alcohol Use: Admitted without E.R. Services	80	48	55
Drug Use: E.R. Services, then Discharged	1,480	354	360
Drug Use: E.R. Services, then Admitted	132	128	97
Drug Use: Admitted without E.R. Services	175	170	146

Source: Missouri Department of Health and Senior Services. Hospital encounters are categorized based on ICD-10 diagnosis codes. Beginning with 2020 data, individuals with more than one encounter for a substance use or mental disorder are counted for each encounter they have during the calendar year. Related disorders are those that are listed with a secondary diagnosis.

JUVENILE PLACEMENTS

	2023	2022	2021
Total Out-of-Home Placements	62	29	83
Parent/Caretaker Alcohol Use Reported	4	1	6
Parent/Caretaker Drug Use Reported	36	23	47

Source: Missouri Department of Social Services, Children's Division. Multiple factors are often considered when a child is placed out of the home. Removals involving parental substance use conditions are included in this profile.

JUVENILE COURT REFERRALS

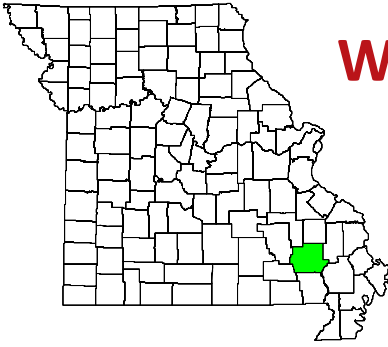
	2023	2022	2021
Child Abuse	4	7	8
Child Neglect	44	4	49
Child Custody Issues	0	0	0
Juvenile Violent Offenses	5	2	15
Juvenile Alcohol Offenses	0	0	0
Juvenile Drug Offenses	1	0	5
School Truancy	3	1	2
Absent from Home	12	1	0
Beyond Parental Control	7	1	12
Injurious Behavior	2	1	6

Source: Missouri Office of State Courts Administrator.

CRIMINAL JUSTICE

	FY 2024	FY 2023	FY 2022
Treatment Court Participants	31	30	38
Drug Conviction: Probation	41	49	61
Drug Conviction: Prison	37	41	66
Drug Conviction: Parole	59	60	58
DWI Conviction: Probation	4	3	2
DWI Conviction: Prison	1	2	1
DWI Conviction: Parole	2	3	0

Sources: Missouri Office of State Courts Administrator; Missouri Department of Corrections.



WAYNE COUNTY

Data on this page pertain to the map area shaded green.

DEMOGRAPHICS

	2023	2022	2021
Population Estimate	10,811	10,792	10,907
Labor Force	4,789	4,731	4,838
Employed	4,574	4,563	4,595
Unemployed	215	168	243
Unemployment Rate	4.5%	3.6%	5.0%
Median Household Income	-----	\$41,724	\$41,271
Poverty Estimate, Individuals of All Ages	-----	2,693	2,157
Poverty Estimate, Children Under Age 18	-----	774	669

Source: U.S. Bureau of the Census.

BIRTHS AND DEATHS

	2023	2022	2021
Resident Births	109	129	106
Resident Deaths	165	206	242
Suicide	2	3	3
Homicide	0	0	0
Alcohol Induced Deaths	0	4	4
Drug Induced Deaths	1	1	3
Smoking Attributable Deaths	32	36	39

Source: Missouri Department of Health and Senior Services

IMPAIRED DRIVING

	2023	2022	2021
Alcohol Involved Fatal Crashes	1	1	0
Alcohol Involved Injury Crashes	6	5	5
Alcohol Involved Property Damage Crashes	7	5	8
Killed in Alcohol Involved Crashes	1	1	0
Injured in Alcohol Involved Crashes	8	9	8
Drug Involved Fatal Crashes	0	0	0
Drug Involved Injury Crashes	1	1	1
Drug Involved Property Damage Crashes	1	0	1
Killed in Drug Involved Crashes	0	0	0
Injured in Drug Involved Crashes	1	1	1

Source: Missouri Department of Public Safety, Missouri State Highway Patrol.

POLICE REPORTS

	2023	2022	2021
DUI Arrests, DWI Tracking System	52	28	35
Liquor Law Arrests	1	0	0
Drug Arrests	25	39	105
Violent Offenses	46	70	66
Domestic Violence Reports	71	79	71
Property Offenses	135	150	168

Source: Missouri Department of Public Safety, Missouri State Highway Patrol.

SCHOOL REPORTS

	2022-23	2021-22
Reported School Suspensions	17	16
Reported Substance Related Suspensions	0	0
Reported Violence or Weapon Suspensions	0	0
Enrollment Grades K-8	1,048	1,074
Enrollment Grades 9-12	453	450
Dropouts	5	5

Source: Missouri Department of Elementary and Secondary Education. County-level data are aggregated by school district. Reported suspensions and dropouts fewer than five (5) in a district are suppressed and represented as zero (0) in the county totals.

----- Indicates data not available

HOSPITAL / EMERGENCY ROOM

Principal Disorder	2022	2021	2020
Alcohol Use: E.R. Services, then Discharged	10	25	20
Alcohol Use: E.R. Services, then Admitted	1	11	8
Alcohol Use: Admitted without E.R. Services	5	3	5
Drug Use: E.R. Services, then Discharged	23	26	35
Drug Use: E.R. Services, then Admitted	2	5	13
Drug Use: Admitted without E.R. Services	14	1	4
Mental: E.R. Services, then Discharged	77	106	130
Mental: E.R. Services, then Admitted	14	107	61
Mental: Admitted without E.R. Services	146	70	88

Related Disorder

Alcohol Use: E.R. Services, then Discharged	18	27	19
Alcohol Use: E.R. Services, then Admitted	11	62	36
Alcohol Use: Admitted without E.R. Services	41	21	29
Drug Use: E.R. Services, then Discharged	135	82	66
Drug Use: E.R. Services, then Admitted	22	133	78
Drug Use: Admitted without E.R. Services	104	47	73

Source: Missouri Department of Health and Senior Services. Hospital encounters are categorized based on ICD-10 diagnosis codes. Beginning with 2020 data, individuals with more than one encounter for a substance use or mental disorder are counted for each encounter they have during the calendar year. Related disorders are those that are listed with a secondary diagnosis.

JUVENILE PLACEMENTS

	2023	2022	2021
Total Out-of-Home Placements	31	27	42
Parent/Caretaker Alcohol Use Reported	2	0	2
Parent/Caretaker Drug Use Reported	12	15	31

Source: Missouri Department of Social Services, Children's Division. Multiple factors are often considered when a child is placed out of the home. Removals involving parental substance use conditions are included in this profile.

JUVENILE COURT REFERRALS

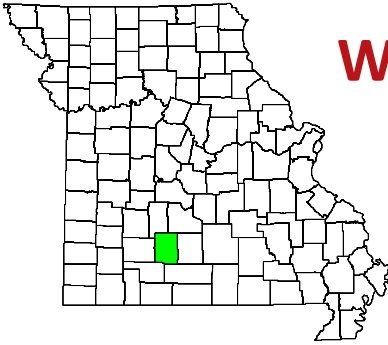
	2023	2022	2021
Child Abuse	0	4	0
Child Neglect	16	6	16
Child Custody Issues	0	0	0
Juvenile Violent Offenses	1	0	1
Juvenile Alcohol Offenses	0	0	0
Juvenile Drug Offenses	0	0	1
School Truancy	0	0	1
Absent from Home	0	1	0
Beyond Parental Control	6	1	1
Injurious Behavior	4	0	0

Source: Missouri Office of State Courts Administrator.

CRIMINAL JUSTICE

	FY 2024	FY 2023	FY 2022
Treatment Court Participants	36	33	31
Drug Conviction: Probation	42	52	54
Drug Conviction: Prison	33	32	38
Drug Conviction: Parole	45	40	27
DWI Conviction: Probation	2	2	2
DWI Conviction: Prison	2	1	1
DWI Conviction: Parole	0	0	0

Sources: Missouri Office of State Courts Administrator; Missouri Department of Corrections.



WEBSTER COUNTY

Data on this page pertain to the map area shaded green.

DEMOGRAPHICS

	2023	2022	2021
Population Estimate	41,472	40,335	39,580
Labor Force	17,836	17,627	17,409
Employed	17,348	17,241	16,811
Unemployed	488	386	598
Unemployment Rate	2.7%	2.2%	3.4%
Median Household Income	-----	\$59,784	\$59,303
Poverty Estimate, Individuals of All Ages	-----	6,229	5,857
Poverty Estimate, Children Under Age 18	-----	2,569	2,566

Source: U.S. Bureau of the Census.

BIRTHS AND DEATHS

	2023	2022	2021
Resident Births	608	617	604
Resident Deaths	368	458	507
Suicide	14	7	7
Homicide	2	1	1
Alcohol Induced Deaths	1	5	5
Drug Induced Deaths	4	6	9
Smoking Attributable Deaths	56	69	76

Source: Missouri Department of Health and Senior Services

IMPAIRED DRIVING

	2023	2022	2021
Alcohol Involved Fatal Crashes	0	1	3
Alcohol Involved Injury Crashes	11	12	7
Alcohol Involved Property Damage Crashes	16	8	19
Killed in Alcohol Involved Crashes	0	1	3
Injured in Alcohol Involved Crashes	14	20	8
Drug Involved Fatal Crashes	0	0	2
Drug Involved Injury Crashes	3	3	5
Drug Involved Property Damage Crashes	6	3	6
Killed in Drug Involved Crashes	0	0	2
Injured in Drug Involved Crashes	6	3	17

Source: Missouri Department of Public Safety, Missouri State Highway Patrol.

POLICE REPORTS

	2023	2022	2021
DUI Arrests, DWI Tracking System	76	82	91
Liquor Law Arrests	14	3	6
Drug Arrests	93	164	102
Violent Offenses	100	198	123
Domestic Violence Reports	200	251	185
Property Offenses	396	385	574

Source: Missouri Department of Public Safety, Missouri State Highway Patrol.

SCHOOL REPORTS

	2022-23	2021-22
Reported School Suspensions	34	32
Reported Substance Related Suspensions	10	0
Reported Violence or Weapon Suspensions	10	17
Enrollment Grades K-8	3,098	3,068
Enrollment Grades 9-12	1,424	1,338
Dropouts	13	17

Source: Missouri Department of Elementary and Secondary Education. County-level data are aggregated by school district. Reported suspensions and dropouts fewer than five (5) in a district are suppressed and represented as zero (0) in the county totals.

----- Indicates data not available

HOSPITAL / EMERGENCY ROOM

Principal Disorder	2022	2021	2020
Alcohol Use: E.R. Services, then Discharged	67	67	71
Alcohol Use: E.R. Services, then Admitted	52	40	51
Alcohol Use: Admitted without E.R. Services	3	8	3
Drug Use: E.R. Services, then Discharged	83	68	78
Drug Use: E.R. Services, then Admitted	39	7	17
Drug Use: Admitted without E.R. Services	3	8	2
Mental: E.R. Services, then Discharged	221	248	236
Mental: E.R. Services, then Admitted	203	186	248
Mental: Admitted without E.R. Services	80	100	104

Related Disorder

Alcohol Use: E.R. Services, then Discharged	78	56	52
Alcohol Use: E.R. Services, then Admitted	189	128	110
Alcohol Use: Admitted without E.R. Services	37	38	29
Drug Use: E.R. Services, then Discharged	156	116	99
Drug Use: E.R. Services, then Admitted	208	209	234
Drug Use: Admitted without E.R. Services	75	101	81

Source: Missouri Department of Health and Senior Services. Hospital encounters are categorized based on ICD-10 diagnosis codes. Beginning with 2020 data, individuals with more than one encounter for a substance use or mental disorder are counted for each encounter they have during the calendar year. Related disorders are those that are listed with a secondary diagnosis.

JUVENILE PLACEMENTS

	2023	2022	2021
Total Out-of-Home Placements	39	37	54
Parent/Caretaker Alcohol Use Reported	6	7	2
Parent/Caretaker Drug Use Reported	11	11	18

Source: Missouri Department of Social Services, Children's Division. Multiple factors are often considered when a child is placed out of the home. Removals involving parental substance use conditions are included in this profile.

JUVENILE COURT REFERRALS

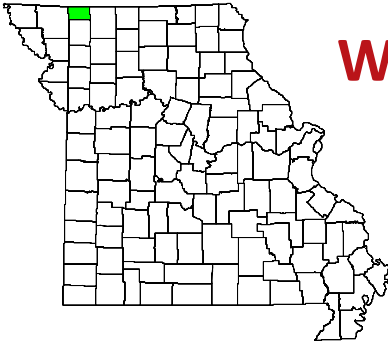
	2023	2022	2021
Child Abuse	44	35	12
Child Neglect	127	83	84
Child Custody Issues	13	13	2
Juvenile Violent Offenses	48	46	59
Juvenile Alcohol Offenses	6	3	4
Juvenile Drug Offenses	9	10	23
School Truancy	1	2	0
Absent from Home	2	3	2
Beyond Parental Control	1	1	2
Injurious Behavior	37	20	4

Source: Missouri Office of State Courts Administrator.

CRIMINAL JUSTICE

	FY 2024	FY 2023	FY 2022
Treatment Court Participants	34	25	19
Drug Conviction: Probation	50	41	76
Drug Conviction: Prison	26	32	29
Drug Conviction: Parole	24	30	29
DWI Conviction: Probation	2	4	7
DWI Conviction: Prison	2	1	4
DWI Conviction: Parole	1	3	1

Sources: Missouri Office of State Courts Administrator; Missouri Department of Corrections.



WORTH COUNTY

Data on this page pertain to the map area shaded green.

DEMOGRAPHICS

	2023	2022	2021
Population Estimate	1,907	1,955	1,969
Labor Force	1,128	1,138	1,181
Employed	1,100	1,116	1,151
Unemployed	28	22	30
Unemployment Rate	2.5%	1.9%	2.5%
Median Household Income	-----	\$48,397	\$45,477
Poverty Estimate, Individuals of All Ages	-----	315	271
Poverty Estimate, Children Under Age 18	-----	79	76

Source: U.S. Bureau of the Census.

BIRTHS AND DEATHS

	2023	2022	2021
Resident Births	21	24	16
Resident Deaths	21	50	32
Suicide	0	0	0
Homicide	0	0	0
Alcohol Induced Deaths	0	0	0
Drug Induced Deaths	0	1	0
Smoking Attributable Deaths	2	6	7

Source: Missouri Department of Health and Senior Services

IMPAIRED DRIVING

	2023	2022	2021
Alcohol Involved Fatal Crashes	0	2	0
Alcohol Involved Injury Crashes	1	1	1
Alcohol Involved Property Damage Crashes	1	2	1
Killed in Alcohol Involved Crashes	0	2	0
Injured in Alcohol Involved Crashes	1	1	1
Drug Involved Fatal Crashes	0	0	0
Drug Involved Injury Crashes	0	0	0
Drug Involved Property Damage Crashes	1	0	0
Killed in Drug Involved Crashes	0	0	0
Injured in Drug Involved Crashes	0	0	0

Source: Missouri Department of Public Safety, Missouri State Highway Patrol.

POLICE REPORTS

	2023	2022	2021
DUI Arrests, DWI Tracking System	4	7	4
Liquor Law Arrests	0	0	0
Drug Arrests	0	7	0
Violent Offenses	0	5	0
Domestic Violence Reports	0	6	0
Property Offenses	3	14	0

Source: Missouri Department of Public Safety, Missouri State Highway Patrol.

SCHOOL REPORTS

	2022-23	2021-22
Reported School Suspensions	0	0
Reported Substance Related Suspensions	0	0
Reported Violence or Weapon Suspensions	0	0
Enrollment Grades K-8	194	194
Enrollment Grades 9-12	81	77
Dropouts	0	0

Source: Missouri Department of Elementary and Secondary Education. County-level data are aggregated by school district. Reported suspensions and dropouts fewer than five (5) in a district are suppressed and represented as zero (0) in the county totals.

----- Indicates data not available

HOSPITAL / EMERGENCY ROOM

Principal Disorder	2022	2021	2020
Alcohol Use: E.R. Services, then Discharged	5	2	3
Alcohol Use: E.R. Services, then Admitted	0	3	1
Alcohol Use: Admitted without E.R. Services	1	1	5
Drug Use: E.R. Services, then Discharged	5	0	2
Drug Use: E.R. Services, then Admitted	0	0	1
Drug Use: Admitted without E.R. Services	3	0	0
Mental: E.R. Services, then Discharged	8	10	8
Mental: E.R. Services, then Admitted	0	4	16
Mental: Admitted without E.R. Services	18	11	7

Related Disorder

Alcohol Use: E.R. Services, then Discharged	1	4	10
Alcohol Use: E.R. Services, then Admitted	0	9	4
Alcohol Use: Admitted without E.R. Services	6	8	10
Drug Use: E.R. Services, then Discharged	4	5	2
Drug Use: E.R. Services, then Admitted	0	5	6
Drug Use: Admitted without E.R. Services	9	8	10

Source: Missouri Department of Health and Senior Services. Hospital encounters are categorized based on ICD-10 diagnosis codes. Beginning with 2020 data, individuals with more than one encounter for a substance use or mental disorder are counted for each encounter they have during the calendar year. Related disorders are those that are listed with a secondary diagnosis.

JUVENILE PLACEMENTS

	2023	2022	2021
Total Out-of-Home Placements	2	2	8
Parent/Caretaker Alcohol Use Reported	0	1	0
Parent/Caretaker Drug Use Reported	0	0	3

Source: Missouri Department of Social Services, Children's Division. Multiple factors are often considered when a child is placed out of the home. Removals involving parental substance use conditions are included in this profile.

JUVENILE COURT REFERRALS

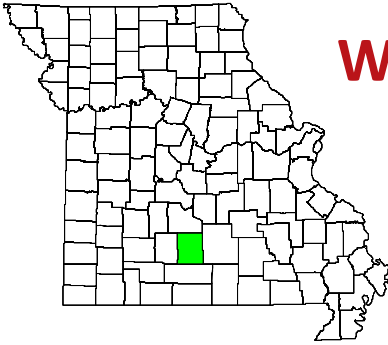
	2023	2022	2021
Child Abuse	0	0	0
Child Neglect	2	11	9
Child Custody Issues	0	1	0
Juvenile Violent Offenses	0	0	2
Juvenile Alcohol Offenses	1	1	0
Juvenile Drug Offenses	2	1	0
School Truancy	0	0	0
Absent from Home	0	0	0
Beyond Parental Control	3	4	4
Injurious Behavior	1	6	0

Source: Missouri Office of State Courts Administrator.

CRIMINAL JUSTICE

	FY 2024	FY 2023	FY 2022
Treatment Court Participants	1	1	1
Drug Conviction: Probation	0	5	2
Drug Conviction: Prison	0	1	0
Drug Conviction: Parole	0	0	1
DWI Conviction: Probation	0	2	1
DWI Conviction: Prison	0	0	1
DWI Conviction: Parole	0	0	0

Sources: Missouri Office of State Courts Administrator; Missouri Department of Corrections.



WRIGHT COUNTY

Data on this page pertain to the map area shaded green.

DEMOGRAPHICS

	2023	2022	2021
Population Estimate	19,403	19,156	18,640
Labor Force	7,664	7,549	7,596
Employed	7,396	7,343	7,290
Unemployed	268	206	306
Unemployment Rate	3.5%	2.7%	4.0%
Median Household Income	-----	\$45,017	\$41,748
Poverty Estimate, Individuals of All Ages	-----	4,317	3,636
Poverty Estimate, Children Under Age 18	-----	1,552	1,338

Source: U.S. Bureau of the Census.

BIRTHS AND DEATHS

	2023	2022	2021
Resident Births	263	258	247
Resident Deaths	251	303	292
Suicide	2	6	4
Homicide	0	3	0
Alcohol Induced Deaths	3	2	2
Drug Induced Deaths	5	7	2
Smoking Attributable Deaths	41	44	45

Source: Missouri Department of Health and Senior Services

IMPAIRED DRIVING

	2023	2022	2021
Alcohol Involved Fatal Crashes	2	3	0
Alcohol Involved Injury Crashes	9	5	5
Alcohol Involved Property Damage Crashes	10	8	8
Killed in Alcohol Involved Crashes	2	3	0
Injured in Alcohol Involved Crashes	13	6	6
Drug Involved Fatal Crashes	0	0	0
Drug Involved Injury Crashes	1	3	1
Drug Involved Property Damage Crashes	3	0	5
Killed in Drug Involved Crashes	0	0	0
Injured in Drug Involved Crashes	2	5	1

Source: Missouri Department of Public Safety, Missouri State Highway Patrol.

POLICE REPORTS

	2023	2022	2021
DUI Arrests, DWI Tracking System	100	66	87
Liquor Law Arrests	0	5	3
Drug Arrests	97	215	104
Violent Offenses	26	67	46
Domestic Violence Reports	70	84	63
Property Offenses	105	162	185

Source: Missouri Department of Public Safety, Missouri State Highway Patrol.

SCHOOL REPORTS

	2022-23	2021-22
Reported School Suspensions	23	24
Reported Substance Related Suspensions	0	0
Reported Violence or Weapon Suspensions	0	0
Enrollment Grades K-8	2,112	2,102
Enrollment Grades 9-12	997	1,053
Dropouts	5	6

Source: Missouri Department of Elementary and Secondary Education. County-level data are aggregated by school district. Reported suspensions and dropouts fewer than five (5) in a district are suppressed and represented as zero (0) in the county totals.

----- Indicates data not available

HOSPITAL / EMERGENCY ROOM

Principal Disorder	2022	2021	2020
Alcohol Use: E.R. Services, then Discharged	36	46	45
Alcohol Use: E.R. Services, then Admitted	23	22	18
Alcohol Use: Admitted without E.R. Services	8	4	6
Drug Use: E.R. Services, then Discharged	30	20	31
Drug Use: E.R. Services, then Admitted	10	4	5
Drug Use: Admitted without E.R. Services	15	8	11
Mental: E.R. Services, then Discharged	98	129	115
Mental: E.R. Services, then Admitted	64	71	58
Mental: Admitted without E.R. Services	91	135	148

Related Disorder

Alcohol Use: E.R. Services, then Discharged	37	31	37
Alcohol Use: E.R. Services, then Admitted	63	54	43
Alcohol Use: Admitted without E.R. Services	34	34	32
Drug Use: E.R. Services, then Discharged	72	56	44
Drug Use: E.R. Services, then Admitted	93	72	75
Drug Use: Admitted without E.R. Services	74	67	59

Source: Missouri Department of Health and Senior Services. Hospital encounters are categorized based on ICD-10 diagnosis codes. Beginning with 2020 data, individuals with more than one encounter for a substance use or mental disorder are counted for each encounter they have during the calendar year. Related disorders are those that are listed with a secondary diagnosis.

JUVENILE PLACEMENTS

	2023	2022	2021
Total Out-of-Home Placements	42	26	63
Parent/Caretaker Alcohol Use Reported	2	3	2
Parent/Caretaker Drug Use Reported	11	12	26

Source: Missouri Department of Social Services, Children's Division. Multiple factors are often considered when a child is placed out of the home. Removals involving parental substance use conditions are included in this profile.

JUVENILE COURT REFERRALS

	2023	2022	2021
Child Abuse	0	0	1
Child Neglect	22	12	53
Child Custody Issues	0	2	5
Juvenile Violent Offenses	19	18	14
Juvenile Alcohol Offenses	3	0	0
Juvenile Drug Offenses	4	7	3
School Truancy	3	6	10
Absent from Home	2	1	3
Beyond Parental Control	2	4	4
Injurious Behavior	2	5	1

Source: Missouri Office of State Courts Administrator.

CRIMINAL JUSTICE

	FY 2024	FY 2023	FY 2022
Treatment Court Participants	86	80	74
Drug Conviction: Probation	80	125	107
Drug Conviction: Prison	49	54	36
Drug Conviction: Parole	44	38	38
DWI Conviction: Probation	8	6	5
DWI Conviction: Prison	5	4	4
DWI Conviction: Parole	0	2	3

Sources: Missouri Office of State Courts Administrator; Missouri Department of Corrections.



SAINT LOUIS CITY

Data on this page pertain to the map area shaded green.

DEMOGRAPHICS

	2023	2022	2021
Population Estimate	281,754	286,578	293,562
Labor Force	150,650	149,069	150,531
Employed	145,099	144,444	140,948
Unemployed	5,551	4,625	9,583
Unemployment Rate	3.7%	3.1%	6.4%
Median Household Income	-----	\$52,278	\$49,246
Poverty Estimate, Individuals of All Ages	-----	59,041	60,908
Poverty Estimate, Children Under Age 18	-----	16,815	17,437

Source: U.S. Bureau of the Census.

BIRTHS AND DEATHS

	2023	2022	2021
Resident Births	3,259	3,344	3,707
Resident Deaths	3,039	3,302	3,423
Suicide	44	57	37
Homicide	105	164	161
Alcohol Induced Deaths	65	93	62
Drug Induced Deaths	311	320	288
Smoking Attributable Deaths	377	349	385

Source: Missouri Department of Health and Senior Services

IMPAIRED DRIVING

	2023	2022	2021
Alcohol Involved Fatal Crashes	0	1	1
Alcohol Involved Injury Crashes	27	30	36
Alcohol Involved Property Damage Crashes	15	18	26
Killed in Alcohol Involved Crashes	0	1	0
Injured in Alcohol Involved Crashes	36	43	57
Drug Involved Fatal Crashes	0	0	0
Drug Involved Injury Crashes	10	10	10
Drug Involved Property Damage Crashes	2	5	8
Killed in Drug Involved Crashes	0	0	0
Injured in Drug Involved Crashes	13	13	17

Source: Missouri Department of Public Safety, Missouri State Highway Patrol.

POLICE REPORTS

	2023	2022	2021
DUI Arrests, DWI Tracking System	84	87	153
Liquor Law Arrests	172	201	285
Drug Arrests	1,134	1,377	1,163
Violent Offenses	4,069	4,245	4,984
Domestic Violence Reports	2,313	1,890	1,996
Property Offenses	19,042	20,968	17,879

Source: Missouri Department of Public Safety, Missouri State Highway Patrol.

SCHOOL REPORTS

	2022-23	2021-22
Reported School Suspensions	801	1,015
Reported Substance Related Suspensions	118	162
Reported Violence or Weapon Suspensions	237	247
Enrollment Grades K-8	20,771	21,685
Enrollment Grades 9-12	7,225	7,319
Dropouts	660	621

Source: Missouri Department of Elementary and Secondary Education. County-level data are aggregated by school district. Reported suspensions and dropouts fewer than five (5) in a district are suppressed and represented as zero (0) in the county totals.

----- Indicates data not available

HOSPITAL / EMERGENCY ROOM

Principal Disorder	2022	2021	2020
Alcohol Use: E.R. Services, then Discharged	1,279	1,330	1,502
Alcohol Use: E.R. Services, then Admitted	475	515	514
Alcohol Use: Admitted without E.R. Services	181	255	173
Drug Use: E.R. Services, then Discharged	2,142	1,467	1,728
Drug Use: E.R. Services, then Admitted	797	447	454
Drug Use: Admitted without E.R. Services	290	354	328
Mental: E.R. Services, then Discharged	3,144	2,908	3,111
Mental: E.R. Services, then Admitted	2,173	2,485	2,763
Mental: Admitted without E.R. Services	1,470	1,851	1,654

Related Disorder

Alcohol Use: E.R. Services, then Discharged	1,122	1,218	1,439
Alcohol Use: E.R. Services, then Admitted	2,208	2,233	2,358
Alcohol Use: Admitted without E.R. Services	499	859	669
Drug Use: E.R. Services, then Discharged	3,251	2,765	3,789
Drug Use: E.R. Services, then Admitted	3,595	3,685	3,819
Drug Use: Admitted without E.R. Services	1,327	2,005	1,842

Source: Missouri Department of Health and Senior Services. Hospital encounters are categorized based on ICD-10 diagnosis codes. Beginning with 2020 data, individuals with more than one encounter for a substance use or mental disorder are counted for each encounter they have during the calendar year. Related disorders are those that are listed with a secondary diagnosis.

JUVENILE PLACEMENTS

	2023	2022	2021
Total Out-of-Home Placements	319	282	276
Parent/Caretaker Alcohol Use Reported	11	5	4
Parent/Caretaker Drug Use Reported	124	117	116

Source: Missouri Department of Social Services, Children's Division. Multiple factors are often considered when a child is placed out of the home. Removals involving parental substance use conditions are included in this profile.

JUVENILE COURT REFERRALS

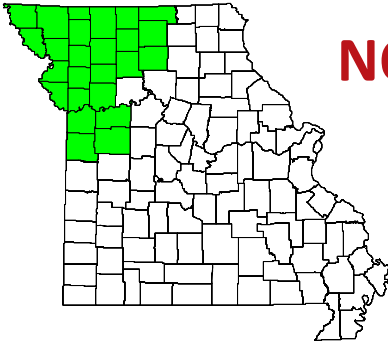
	2023	2022	2021
Child Abuse	34	29	41
Child Neglect	400	321	338
Child Custody Issues	90	72	70
Juvenile Violent Offenses	226	186	148
Juvenile Alcohol Offenses	0	2	1
Juvenile Drug Offenses	12	31	30
School Truancy	65	63	22
Absent from Home	58	36	22
Beyond Parental Control	0	0	1
Injurious Behavior	25	19	16

Source: Missouri Office of State Courts Administrator.

CRIMINAL JUSTICE

	FY 2024	FY 2023	FY 2022
Treatment Court Participants	250	175	169
Drug Conviction: Probation	60	80	110
Drug Conviction: Prison	39	42	75
Drug Conviction: Parole	79	96	124
DWI Conviction: Probation	2	1	1
DWI Conviction: Prison	0	0	1
DWI Conviction: Parole	0	0	0

Sources: Missouri Office of State Courts Administrator; Missouri Department of Corrections.



NORTHWEST REGION

Data on this page pertain to the map area shaded green.

DEMOGRAPHICS

	2023	2022	2021
Population Estimate	1,559,911	1,552,398	1,550,589
Labor Force	793,015	785,958	786,333
Employed	768,607	765,272	748,243
Unemployed	24,408	20,686	38,090
Unemployment Rate	3.1%	2.6%	4.8%
Median Household Income	-----		
Poverty Estimate, Individuals of All Ages	-----	192,361	175,663
Poverty Estimate, Children Under Age 18	-----	54,832	52,556

Source: U.S. Bureau of the Census.

BIRTHS AND DEATHS

	2023	2022	2021
Resident Births	17,749	18,026	17,772
Resident Deaths	15,382	16,602	16,954
Suicide	287	319	312
Homicide	211	236	224
Alcohol Induced Deaths	213	245	264
Drug Induced Deaths	473	522	433
Smoking Attributable Deaths	2,133	2,181	2,177

Source: Missouri Department of Health and Senior Services

IMPAIRED DRIVING

	2023	2022	2021
Alcohol Involved Fatal Crashes	32	25	31
Alcohol Involved Injury Crashes	538	526	602
Alcohol Involved Property Damage Crashes	818	875	905
Killed in Alcohol Involved Crashes	32	25	33
Injured in Alcohol Involved Crashes	780	740	831
Drug Involved Fatal Crashes	17	12	13
Drug Involved Injury Crashes	152	113	187
Drug Involved Property Damage Crashes	140	130	183
Killed in Drug Involved Crashes	20	12	13
Injured in Drug Involved Crashes	246	166	283

Source: Missouri Department of Public Safety, Missouri State Highway Patrol.

POLICE REPORTS

	2023	2022	2021
DUI Arrests, DWI Tracking System	6,422	6,194	5,619
Liquor Law Arrests	389	459	483
Drug Arrests	3,055	4,894	3,682
Violent Offenses	10,351	10,659	10,499
Domestic Violence Reports	10,822	10,761	11,057
Property Offenses	44,215	45,555	40,634

Source: Missouri Department of Public Safety, Missouri State Highway Patrol.

SCHOOL REPORTS

	2022-23	2021-22
Reported School Suspensions	3,324	2,969
Reported Substance Related Suspensions	876	749
Reported Violence or Weapon Suspensions	258	238
Enrollment Grades K-8	156,417	157,681
Enrollment Grades 9-12	72,348	71,649
Dropouts	1,434	1,684

Source: Missouri Department of Elementary and Secondary Education. County-level data are aggregated by school district. Reported suspensions and dropouts fewer than five (5) in a district are suppressed and represented as zero (0) in the county totals.

----- Indicates data not available

HOSPITAL / EMERGENCY ROOM

Principal Disorder	2022	2021	2020
Alcohol Use: E.R. Services, then Discharged	5,976	6,650	6,615
Alcohol Use: E.R. Services, then Admitted	649	956	865
Alcohol Use: Admitted without E.R. Services	1,866	2,033	2,017
Drug Use: E.R. Services, then Discharged	6,523	4,674	4,291
Drug Use: E.R. Services, then Admitted	639	454	344
Drug Use: Admitted without E.R. Services	1,800	1,074	1,001
Mental: E.R. Services, then Discharged	14,889	18,035	15,416
Mental: E.R. Services, then Admitted	1,577	2,240	1,839
Mental: Admitted without E.R. Services	9,575	12,149	13,531

Related Disorder

Alcohol Use: E.R. Services, then Discharged	4,317	4,518	5,010
Alcohol Use: E.R. Services, then Admitted	2,397	3,330	3,187
Alcohol Use: Admitted without E.R. Services	5,854	6,194	6,749
Drug Use: E.R. Services, then Discharged	11,552	7,847	7,766
Drug Use: E.R. Services, then Admitted	2,951	5,469	4,663
Drug Use: Admitted without E.R. Services	8,872	10,542	11,166

Source: Missouri Department of Health and Senior Services. Hospital encounters are categorized based on ICD-10 diagnosis codes. Beginning with 2020 data, individuals with more than one encounter for a substance use or mental disorder are counted for each encounter they have during the calendar year. Related disorders are those that are listed with a secondary diagnosis.

JUVENILE PLACEMENTS

	2023	2022	2021
Total Out-of-Home Placements	1,037	1,100	1,214
Parent/Caretaker Alcohol Use Reported	50	50	55
Parent/Caretaker Drug Use Reported	375	387	573

Source: Missouri Department of Social Services, Children's Division. Multiple factors are often considered when a child is placed out of the home. Removals involving parental substance use conditions are included in this profile.

JUVENILE COURT REFERRALS

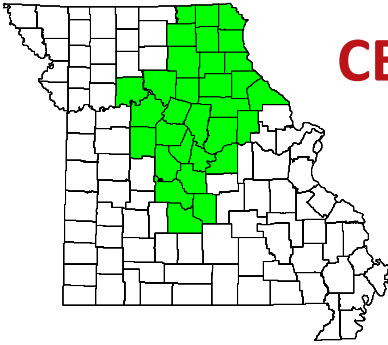
	2023	2022	2021
Child Abuse	448	436	501
Child Neglect	1,754	1,959	2,200
Child Custody Issues	203	334	288
Juvenile Violent Offenses	1,177	1,149	1,006
Juvenile Alcohol Offenses	107	75	76
Juvenile Drug Offenses	264	408	236
School Truancy	416	605	570
Absent from Home	233	267	401
Beyond Parental Control	428	369	354
Injurious Behavior	1,089	894	640

Source: Missouri Office of State Courts Administrator.

CRIMINAL JUSTICE

	FY 2024	FY 2023	FY 2022
Treatment Court Participants	1,855	2,100	2,273
Drug Conviction: Probation	703	810	1,105
Drug Conviction: Prison	546	581	736
Drug Conviction: Parole	677	847	883
DWI Conviction: Probation	194	183	174
DWI Conviction: Prison	71	56	84
DWI Conviction: Parole	66	61	78

Sources: Missouri Office of State Courts Administrator; Missouri Department of Corrections.



CENTRAL REGION

Data on this page pertain to the map area shaded green.

DEMOGRAPHICS

	2023	2022	2021
Population Estimate	832,254	829,290	826,487
Labor Force	388,327	385,260	386,845
Employed	376,937	376,169	372,785
Unemployed	11,390	9,091	14,060
Unemployment Rate	2.9%	2.4%	3.6%
Median Household Income	-----		
Poverty Estimate, Individuals of All Ages	-----	111,792	113,593
Poverty Estimate, Children Under Age 18	-----	29,053	30,435

Source: U.S. Bureau of the Census.

BIRTHS AND DEATHS

	2023	2022	2021
Resident Births	8,983	9,218	9,296
Resident Deaths	8,527	9,281	9,633
Suicide	137	168	173
Homicide	34	40	36
Alcohol Induced Deaths	90	75	88
Drug Induced Deaths	190	198	199
Smoking Attributable Deaths	1,323	1,365	1,389

Source: Missouri Department of Health and Senior Services

IMPAIRED DRIVING

	2023	2022	2021
Alcohol Involved Fatal Crashes	17	25	17
Alcohol Involved Injury Crashes	276	260	299
Alcohol Involved Property Damage Crashes	431	429	451
Killed in Alcohol Involved Crashes	18	30	19
Injured in Alcohol Involved Crashes	385	377	401
Drug Involved Fatal Crashes	8	6	14
Drug Involved Injury Crashes	53	54	61
Drug Involved Property Damage Crashes	69	79	122
Killed in Drug Involved Crashes	9	7	15
Injured in Drug Involved Crashes	86	85	82

Source: Missouri Department of Public Safety, Missouri State Highway Patrol.

POLICE REPORTS

	2023	2022	2021
DUI Arrests, DWI Tracking System	3,537	3,349	3,459
Liquor Law Arrests	176	167	265
Drug Arrests	2,492	3,823	3,332
Violent Offenses	2,115	2,280	2,373
Domestic Violence Reports	4,175	4,124	4,348
Property Offenses	10,966	12,065	12,469

Source: Missouri Department of Public Safety, Missouri State Highway Patrol.

SCHOOL REPORTS

	2022-23	2021-22
Reported School Suspensions	1,867	1,417
Reported Substance Related Suspensions	463	209
Reported Violence or Weapon Suspensions	157	134
Enrollment Grades K-8	75,619	75,277
Enrollment Grades 9-12	36,348	35,702
Dropouts	546	624

Source: Missouri Department of Elementary and Secondary Education. County-level data are aggregated by school district. Reported suspensions and dropouts fewer than five (5) in a district are suppressed and represented as zero (0) in the county totals.

----- Indicates data not available

HOSPITAL / EMERGENCY ROOM

Principal Disorder	2022	2021	2020
Alcohol Use: E.R. Services, then Discharged	1,833	1,917	1,765
Alcohol Use: E.R. Services, then Admitted	494	556	621
Alcohol Use: Admitted without E.R. Services	400	382	338
Drug Use: E.R. Services, then Discharged	1,919	1,241	1,371
Drug Use: E.R. Services, then Admitted	484	289	322
Drug Use: Admitted without E.R. Services	436	210	236
Mental: E.R. Services, then Discharged	6,000	6,430	6,270
Mental: E.R. Services, then Admitted	2,676	3,213	3,176
Mental: Admitted without E.R. Services	3,383	3,967	4,068
Related Disorder			
Alcohol Use: E.R. Services, then Discharged	2,006	2,122	2,715
Alcohol Use: E.R. Services, then Admitted	1,619	1,662	1,902
Alcohol Use: Admitted without E.R. Services	2,005	1,761	1,667
Drug Use: E.R. Services, then Discharged	3,970	3,840	3,489
Drug Use: E.R. Services, then Admitted	2,356	2,354	2,689
Drug Use: Admitted without E.R. Services	2,733	2,576	2,436

Source: Missouri Department of Health and Senior Services. Hospital encounters are categorized based on ICD-10 diagnosis codes. Beginning with 2020 data, individuals with more than one encounter for a substance use or mental disorder are counted for each encounter they have during the calendar year. Related disorders are those that are listed with a secondary diagnosis.

JUVENILE PLACEMENTS

	2023	2022	2021
Total Out-of-Home Placements	953	917	1,092
Parent/Caretaker Alcohol Use Reported	49	48	71
Parent/Caretaker Drug Use Reported	365	377	493

Source: Missouri Department of Social Services, Children's Division. Multiple factors are often considered when a child is placed out of the home. Removals involving parental substance use conditions are included in this profile.

JUVENILE COURT REFERRALS

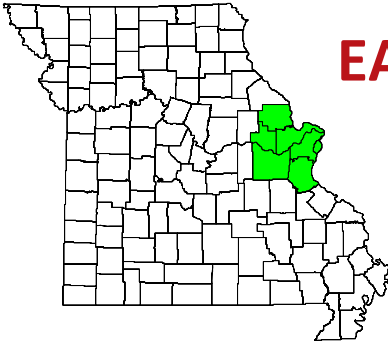
	2023	2022	2021
Child Abuse	419	387	428
Child Neglect	1,241	1,240	1,516
Child Custody Issues	268	370	377
Juvenile Violent Offenses	1,073	975	642
Juvenile Alcohol Offenses	91	81	38
Juvenile Drug Offenses	215	345	207
School Truancy	619	664	545
Absent from Home	230	246	232
Beyond Parental Control	723	687	502
Injurious Behavior	1,671	1,744	1,339

Source: Missouri Office of State Courts Administrator.

CRIMINAL JUSTICE

	FY 2024	FY 2023	FY 2022
Treatment Court Participants	1,070	1,016	904
Drug Conviction: Probation	1,239	1,405	1,480
Drug Conviction: Prison	779	879	993
Drug Conviction: Parole	907	988	1,007
DWI Conviction: Probation	145	172	159
DWI Conviction: Prison	49	51	42
DWI Conviction: Parole	31	41	36

Sources: Missouri Office of State Courts Administrator; Missouri Department of Corrections.



EASTERN REGION

Data on this page pertain to the map area shaded green.

DEMOGRAPHICS

	2023	2022	2021
Population Estimate	2,125,611	2,126,425	2,133,745
Labor Force	1,136,208	1,125,594	1,122,287
Employed	1,102,680	1,098,139	1,072,140
Unemployed	33,528	27,455	50,147
Unemployment Rate	3.0%	2.4%	4.5%
Median Household Income	-----		
Poverty Estimate, Individuals of All Ages	-----	220,634	222,562
Poverty Estimate, Children Under Age 18	-----	62,469	62,853

Source: U.S. Bureau of the Census.

BIRTHS AND DEATHS

	2023	2022	2021
Resident Births	21,593	22,832	23,193
Resident Deaths	21,627	23,149	23,386
Suicide	358	374	341
Homicide	295	374	361
Alcohol Induced Deaths	280	333	297
Drug Induced Deaths	883	1,029	1,045
Smoking Attributable Deaths	2,795	2,849	2,833

Source: Missouri Department of Health and Senior Services

IMPAIRED DRIVING

	2023	2022	2021
Alcohol Involved Fatal Crashes	24	29	29
Alcohol Involved Injury Crashes	515	479	521
Alcohol Involved Property Damage Crashes	804	868	901
Killed in Alcohol Involved Crashes	30	31	51
Injured in Alcohol Involved Crashes	743	659	738
Drug Involved Fatal Crashes	9	13	34
Drug Involved Injury Crashes	111	137	172
Drug Involved Property Damage Crashes	136	163	241
Killed in Drug Involved Crashes	12	14	35
Injured in Drug Involved Crashes	172	189	257

Source: Missouri Department of Public Safety, Missouri State Highway Patrol.

POLICE REPORTS

	2023	2022	2021
DUI Arrests, DWI Tracking System	5,491	5,354	5,307
Liquor Law Arrests	490	471	511
Drug Arrests	6,283	9,211	7,709
Violent Offenses	9,587	9,891	11,413
Domestic Violence Reports	10,565	10,002	10,323
Property Offenses	47,630	53,707	48,754

Source: Missouri Department of Public Safety, Missouri State Highway Patrol.

SCHOOL REPORTS

	2022-23	2021-22
Reported School Suspensions	6,350	6,212
Reported Substance Related Suspensions	1,367	1,118
Reported Violence or Weapon Suspensions	591	570
Enrollment Grades K-8	190,372	191,616
Enrollment Grades 9-12	89,863	89,430
Dropouts	2,098	2,078

Source: Missouri Department of Elementary and Secondary Education. County-level data are aggregated by school district. Reported suspensions and dropouts fewer than five (5) in a district are suppressed and represented as zero (0) in the county totals.

----- Indicates data not available

HOSPITAL / EMERGENCY ROOM

Principal Disorder	2022	2021	2020
Alcohol Use: E.R. Services, then Discharged	5,127	5,056	5,149
Alcohol Use: E.R. Services, then Admitted	2,310	2,076	1,891
Alcohol Use: Admitted without E.R. Services	1,147	1,309	1,098
Drug Use: E.R. Services, then Discharged	7,357	4,607	5,427
Drug Use: E.R. Services, then Admitted	2,405	1,075	1,176
Drug Use: Admitted without E.R. Services	1,225	1,280	1,221
Mental: E.R. Services, then Discharged	17,854	16,786	16,503
Mental: E.R. Services, then Admitted	11,771	14,436	14,522
Mental: Admitted without E.R. Services	8,345	9,312	8,761

Related Disorder

Alcohol Use: E.R. Services, then Discharged	4,906	4,632	5,254
Alcohol Use: E.R. Services, then Admitted	10,781	9,921	9,869
Alcohol Use: Admitted without E.R. Services	3,358	3,821	3,639
Drug Use: E.R. Services, then Discharged	11,895	9,090	11,101
Drug Use: E.R. Services, then Admitted	13,144	13,842	13,360
Drug Use: Admitted without E.R. Services	6,105	7,494	7,187

Source: Missouri Department of Health and Senior Services. Hospital encounters are categorized based on ICD-10 diagnosis codes. Beginning with 2020 data, individuals with more than one encounter for a substance use or mental disorder are counted for each encounter they have during the calendar year. Related disorders are those that are listed with a secondary diagnosis.

JUVENILE PLACEMENTS

	2023	2022	2021
Total Out-of-Home Placements	1,232	1,305	1,304
Parent/Caretaker Alcohol Use Reported	48	47	40
Parent/Caretaker Drug Use Reported	532	612	649

Source: Missouri Department of Social Services, Children's Division. Multiple factors are often considered when a child is placed out of the home. Removals involving parental substance use conditions are included in this profile.

JUVENILE COURT REFERRALS

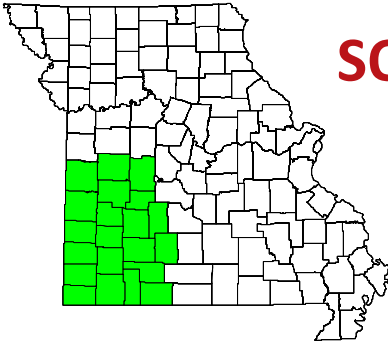
	2023	2022	2021
Child Abuse	803	775	554
Child Neglect	1,397	1,423	1,685
Child Custody Issues	421	406	368
Juvenile Violent Offenses	2,151	1,832	1,313
Juvenile Alcohol Offenses	123	123	76
Juvenile Drug Offenses	455	603	312
School Truancy	730	729	590
Absent from Home	1,225	1,149	960
Beyond Parental Control	99	84	101
Injurious Behavior	536	345	318

Source: Missouri Office of State Courts Administrator.

CRIMINAL JUSTICE

	FY 2024	FY 2023	FY 2022
Treatment Court Participants	1,162	1,082	999
Drug Conviction: Probation	1,163	1,137	1,243
Drug Conviction: Prison	409	456	566
Drug Conviction: Parole	602	721	762
DWI Conviction: Probation	220	223	249
DWI Conviction: Prison	43	54	59
DWI Conviction: Parole	43	55	70

Sources: Missouri Office of State Courts Administrator; Missouri Department of Corrections.



SOUTHWEST REGION

Data on this page pertain to the map area shaded green.

DEMOGRAPHICS

	2023	2022	2021
Population Estimate	995,837	987,952	978,420
Labor Force	468,617	463,373	461,719
Employed	454,446	452,190	443,466
Unemployed	14,171	11,183	18,253
Unemployment Rate	3.0%	2.4%	4.0%
Median Household Income	-----		
Poverty Estimate, Individuals of All Ages	-----	144,049	138,359
Poverty Estimate, Children Under Age 18	-----	42,030	41,062

Source: U.S. Bureau of the Census.

BIRTHS AND DEATHS

	2023	2022	2021
Resident Births	11,236	11,346	11,297
Resident Deaths	11,483	12,497	12,971
Suicide	216	206	215
Homicide	30	45	60
Alcohol Induced Deaths	130	176	177
Drug Induced Deaths	262	276	302
Smoking Attributable Deaths	1,806	1,824	1,856

Source: Missouri Department of Health and Senior Services

IMPAIRED DRIVING

	2023	2022	2021
Alcohol Involved Fatal Crashes	29	24	30
Alcohol Involved Injury Crashes	364	361	348
Alcohol Involved Property Damage Crashes	532	511	536
Killed in Alcohol Involved Crashes	33	27	34
Injured in Alcohol Involved Crashes	511	499	496
Drug Involved Fatal Crashes	12	8	19
Drug Involved Injury Crashes	85	84	122
Drug Involved Property Damage Crashes	106	101	158
Killed in Drug Involved Crashes	16	10	22
Injured in Drug Involved Crashes	158	112	199

Source: Missouri Department of Public Safety, Missouri State Highway Patrol.

POLICE REPORTS

	2023	2022	2021
DUI Arrests, DWI Tracking System	3,984	3,717	3,699
Liquor Law Arrests	249	293	356
Drug Arrests	3,384	4,520	2,260
Violent Offenses	4,090	4,556	5,137
Domestic Violence Reports	6,957	6,773	7,042
Property Offenses	19,859	22,059	25,330

Source: Missouri Department of Public Safety, Missouri State Highway Patrol.

SCHOOL REPORTS

	2022-23	2021-22
Reported School Suspensions	2,437	1,822
Reported Substance Related Suspensions	822	572
Reported Violence or Weapon Suspensions	135	105
Enrollment Grades K-8	95,278	95,528
Enrollment Grades 9-12	44,260	43,788
Dropouts	510	559

Source: Missouri Department of Elementary and Secondary Education. County-level data are aggregated by school district. Reported suspensions and dropouts fewer than five (5) in a district are suppressed and represented as zero (0) in the county totals.

----- Indicates data not available

HOSPITAL / EMERGENCY ROOM

Principal Disorder	2022	2021	2020
Alcohol Use: E.R. Services, then Discharged	3,485	3,118	3,319
Alcohol Use: E.R. Services, then Admitted	1,721	1,542	1,783
Alcohol Use: Admitted without E.R. Services	356	376	406
Drug Use: E.R. Services, then Discharged	3,619	3,065	2,873
Drug Use: E.R. Services, then Admitted	1,064	720	738
Drug Use: Admitted without E.R. Services	480	410	381
Mental: E.R. Services, then Discharged	6,946	7,209	7,060
Mental: E.R. Services, then Admitted	5,249	5,537	5,781
Mental: Admitted without E.R. Services	4,224	4,941	4,742

Related Disorder

Alcohol Use: E.R. Services, then Discharged	3,268	2,952	2,640
Alcohol Use: E.R. Services, then Admitted	4,230	4,023	3,769
Alcohol Use: Admitted without E.R. Services	1,751	1,826	1,864
Drug Use: E.R. Services, then Discharged	6,485	5,797	4,185
Drug Use: E.R. Services, then Admitted	6,456	6,688	6,313
Drug Use: Admitted without E.R. Services	3,597	3,748	3,368

Source: Missouri Department of Health and Senior Services. Hospital encounters are categorized based on ICD-10 diagnosis codes. Beginning with 2020 data, individuals with more than one encounter for a substance use or mental disorder are counted for each encounter they have during the calendar year. Related disorders are those that are listed with a secondary diagnosis.

JUVENILE PLACEMENTS

	2023	2022	2021
Total Out-of-Home Placements	1,216	1,353	1,466
Parent/Caretaker Alcohol Use Reported	98	96	95
Parent/Caretaker Drug Use Reported	503	611	753

Source: Missouri Department of Social Services, Children's Division. Multiple factors are often considered when a child is placed out of the home. Removals involving parental substance use conditions are included in this profile.

JUVENILE COURT REFERRALS

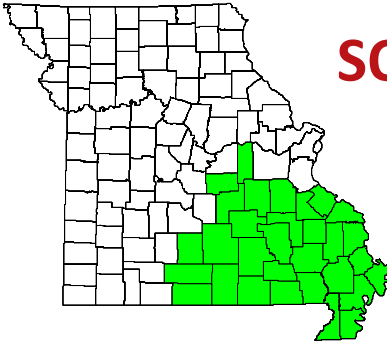
	2023	2022	2021
Child Abuse	326	366	313
Child Neglect	1,738	1,797	2,175
Child Custody Issues	334	419	379
Juvenile Violent Offenses	940	935	866
Juvenile Alcohol Offenses	141	120	45
Juvenile Drug Offenses	241	349	243
School Truancy	185	227	192
Absent from Home	330	329	273
Beyond Parental Control	349	309	283
Injurious Behavior	1,120	1,045	701

Source: Missouri Office of State Courts Administrator.

CRIMINAL JUSTICE

	FY 2024	FY 2023	FY 2022
Treatment Court Participants	1,255	1,312	1,289
Drug Conviction: Probation	930	1,063	1,052
Drug Conviction: Prison	466	548	583
Drug Conviction: Parole	534	588	661
DWI Conviction: Probation	188	180	177
DWI Conviction: Prison	61	70	85
DWI Conviction: Parole	70	67	75

Sources: Missouri Office of State Courts Administrator; Missouri Department of Corrections.



SOUTHEAST REGION

Data on this page pertain to the map area shaded green.

DEMOGRAPHICS

	2023	2022	2021
Population Estimate	682,543	681,892	680,582
Labor Force	301,607	301,104	305,274
Employed	290,923	292,575	291,737
Unemployed	10,684	8,529	13,537
Unemployment Rate	3.5%	2.8%	4.4%
Median Household Income	-----		
Poverty Estimate, Individuals of All Ages	-----	118,331	114,921
Poverty Estimate, Children Under Age 18	-----	35,819	36,089

Source: U.S. Bureau of the Census.

BIRTHS AND DEATHS

	2023	2022	2021
Resident Births	7,504	7,532	7,711
Resident Deaths	9,450	10,240	10,887
Suicide	133	147	133
Homicide	38	45	35
Alcohol Induced Deaths	64	81	95
Drug Induced Deaths	208	225	260
Smoking Attributable Deaths	1,706	1,734	1,637

Source: Missouri Department of Health and Senior Services

IMPAIRED DRIVING

	2023	2022	2021
Alcohol Involved Fatal Crashes	23	31	25
Alcohol Involved Injury Crashes	274	244	266
Alcohol Involved Property Damage Crashes	369	325	406
Killed in Alcohol Involved Crashes	25	32	26
Injured in Alcohol Involved Crashes	376	345	365
Drug Involved Fatal Crashes	9	12	8
Drug Involved Injury Crashes	66	51	80
Drug Involved Property Damage Crashes	60	83	125
Killed in Drug Involved Crashes	16	13	9
Injured in Drug Involved Crashes	88	71	120

Source: Missouri Department of Public Safety, Missouri State Highway Patrol.

POLICE REPORTS

	2023	2022	2021
DUI Arrests, DWI Tracking System	2,557	2,373	2,475
Liquor Law Arrests	99	123	86
Drug Arrests	2,770	3,934	2,827
Violent Offenses	2,175	2,332	2,679
Domestic Violence Reports	4,481	4,337	4,387
Property Offenses	10,274	10,809	12,230

Source: Missouri Department of Public Safety, Missouri State Highway Patrol.

SCHOOL REPORTS

	2022-23	2021-22
Reported School Suspensions	1,608	1,286
Reported Substance Related Suspensions	429	206
Reported Violence or Weapon Suspensions	147	54
Enrollment Grades K-8	68,526	69,432
Enrollment Grades 9-12	31,878	31,960
Dropouts	255	363

Source: Missouri Department of Elementary and Secondary Education. County-level data are aggregated by school district. Reported suspensions and dropouts fewer than five (5) in a district are suppressed and represented as zero (0) in the county totals.

----- Indicates data not available

HOSPITAL / EMERGENCY ROOM

Principal Disorder	2022	2021	2020
Alcohol Use: E.R. Services, then Discharged	1,339	1,630	1,593
Alcohol Use: E.R. Services, then Admitted	204	284	279
Alcohol Use: Admitted without E.R. Services	363	386	409
Drug Use: E.R. Services, then Discharged	2,325	1,833	1,867
Drug Use: E.R. Services, then Admitted	219	176	316
Drug Use: Admitted without E.R. Services	651	384	501
Mental: E.R. Services, then Discharged	5,975	7,067	7,197
Mental: E.R. Services, then Admitted	810	2,299	2,090
Mental: Admitted without E.R. Services	6,450	6,055	6,028

Related Disorder

Alcohol Use: E.R. Services, then Discharged	1,770	1,678	1,707
Alcohol Use: E.R. Services, then Admitted	1,093	1,374	1,532
Alcohol Use: Admitted without E.R. Services	2,326	2,216	2,234
Drug Use: E.R. Services, then Discharged	8,256	5,443	4,933
Drug Use: E.R. Services, then Admitted	1,608	2,608	2,424
Drug Use: Admitted without E.R. Services	5,281	4,433	4,158

Source: Missouri Department of Health and Senior Services. Hospital encounters are categorized based on ICD-10 diagnosis codes. Beginning with 2020 data, individuals with more than one encounter for a substance use or mental disorder are counted for each encounter they have during the calendar year. Related disorders are those that are listed with a secondary diagnosis.

JUVENILE PLACEMENTS

	2023	2022	2021
Total Out-of-Home Placements	1,293	1,392	1,669
Parent/Caretaker Alcohol Use Reported	73	63	65
Parent/Caretaker Drug Use Reported	615	781	907

Source: Missouri Department of Social Services, Children's Division. Multiple factors are often considered when a child is placed out of the home. Removals involving parental substance use conditions are included in this profile.

JUVENILE COURT REFERRALS

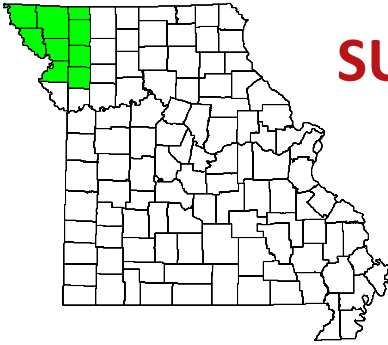
	2023	2022	2021
Child Abuse	292	314	320
Child Neglect	1,994	2,134	2,394
Child Custody Issues	164	194	236
Juvenile Violent Offenses	834	771	593
Juvenile Alcohol Offenses	81	115	46
Juvenile Drug Offenses	192	285	168
School Truancy	902	814	628
Absent from Home	355	270	300
Beyond Parental Control	307	231	309
Injurious Behavior	1,031	947	711

Source: Missouri Office of State Courts Administrator.

CRIMINAL JUSTICE

	FY 2024	FY 2023	FY 2022
Treatment Court Participants	904	870	879
Drug Conviction: Probation	1,433	1,583	1,719
Drug Conviction: Prison	994	1,054	1,252
Drug Conviction: Parole	1,283	1,287	1,279
DWI Conviction: Probation	117	104	125
DWI Conviction: Prison	49	63	69
DWI Conviction: Parole	51	53	54

Sources: Missouri Office of State Courts Administrator; Missouri Department of Corrections.



SUBSTANCE USE SERVICE AREA 1

Data on this page pertain to the map area shaded green.

DEMOGRAPHICS

	2023	2022	2021
Population Estimate	170,774	171,900	173,220
Labor Force	86,927	86,361	88,252
Employed	84,472	84,314	85,003
Unemployed	2,455	2,047	3,249
Unemployment Rate	2.8%	2.4%	3.7%
Median Household Income	-----		
Poverty Estimate, Individuals of All Ages	-----	24,854	24,782
Poverty Estimate, Children Under Age 18	-----	6,401	6,672

Source: U.S. Bureau of the Census.

BIRTHS AND DEATHS

	2023	2022	2021
Resident Births	1,879	1,885	1,888
Resident Deaths	2,110	2,155	2,170
Suicide	40	25	29
Homicide	6	6	11
Alcohol Induced Deaths	26	27	33
Drug Induced Deaths	51	55	44
Smoking Attributable Deaths	335	336	360

Source: Missouri Department of Health and Senior Services

IMPAIRED DRIVING

	2023	2022	2021
Alcohol Involved Fatal Crashes	4	8	8
Alcohol Involved Injury Crashes	60	60	76
Alcohol Involved Property Damage Crashes	78	100	115
Killed in Alcohol Involved Crashes	4	8	8
Injured in Alcohol Involved Crashes	98	84	104
Drug Involved Fatal Crashes	1	5	4
Drug Involved Injury Crashes	25	20	27
Drug Involved Property Damage Crashes	23	12	33
Killed in Drug Involved Crashes	1	5	4
Injured in Drug Involved Crashes	40	32	48

Source: Missouri Department of Public Safety, Missouri State Highway Patrol.

POLICE REPORTS

	2023	2022	2021
DUI Arrests, DWI Tracking System	1,013	796	791
Liquor Law Arrests	165	147	170
Drug Arrests	450	658	542
Violent Offenses	681	696	639
Domestic Violence Reports	1,280	1,156	1,359
Property Offenses	3,468	3,980	4,109

Source: Missouri Department of Public Safety, Missouri State Highway Patrol.

SCHOOL REPORTS

	2022-23	2021-22
Reported School Suspensions	331	274
Reported Substance Related Suspensions	157	66
Reported Violence or Weapon Suspensions	17	0
Enrollment Grades K-8	16,680	16,781
Enrollment Grades 9-12	7,584	7,545
Dropouts	120	219

Source: Missouri Department of Elementary and Secondary Education. County-level data are aggregated by school district. Reported suspensions and dropouts fewer than five (5) in a district are suppressed and represented as zero (0) in the county totals.

----- Indicates data not available

HOSPITAL / EMERGENCY ROOM

Principal Disorder	2022	2021	2020
Alcohol Use: E.R. Services, then Discharged	414	482	488
Alcohol Use: E.R. Services, then Admitted	43	180	145
Alcohol Use: Admitted without E.R. Services	134	42	71
Drug Use: E.R. Services, then Discharged	624	367	283
Drug Use: E.R. Services, then Admitted	51	204	189
Drug Use: Admitted without E.R. Services	291	34	34
Mental: E.R. Services, then Discharged	1,226	1,472	1,310
Mental: E.R. Services, then Admitted	229	1,151	1,307
Mental: Admitted without E.R. Services	1,381	772	730

Related Disorder

Alcohol Use: E.R. Services, then Discharged	521	667	646
Alcohol Use: E.R. Services, then Admitted	187	942	935
Alcohol Use: Admitted without E.R. Services	753	282	258
Drug Use: E.R. Services, then Discharged	864	1,304	1,263
Drug Use: E.R. Services, then Admitted	244	1,459	1,430
Drug Use: Admitted without E.R. Services	1,230	517	437

Source: Missouri Department of Health and Senior Services. Hospital encounters are categorized based on ICD-10 diagnosis codes. Beginning with 2020 data, individuals with more than one encounter for a substance use or mental disorder are counted for each encounter they have during the calendar year. Related disorders are those that are listed with a secondary diagnosis.

JUVENILE PLACEMENTS

	2023	2022	2021
Total Out-of-Home Placements	171	149	165
Parent/Caretaker Alcohol Use Reported	13	11	7
Parent/Caretaker Drug Use Reported	66	47	68

Source: Missouri Department of Social Services, Children's Division. Multiple factors are often considered when a child is placed out of the home. Removals involving parental substance use conditions are included in this profile.

JUVENILE COURT REFERRALS

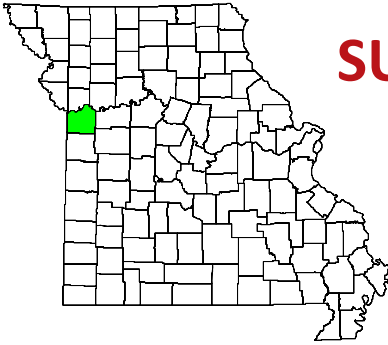
	2023	2022	2021
Child Abuse	94	116	129
Child Neglect	314	307	311
Child Custody Issues	0	2	5
Juvenile Violent Offenses	151	142	124
Juvenile Alcohol Offenses	27	10	27
Juvenile Drug Offenses	16	32	22
School Truancy	167	319	288
Absent from Home	105	91	160
Beyond Parental Control	318	168	182
Injurious Behavior	337	296	208

Source: Missouri Office of State Courts Administrator.

CRIMINAL JUSTICE

	FY 2024	FY 2023	FY 2022
Treatment Court Participants	250	271	279
Drug Conviction: Probation	90	116	187
Drug Conviction: Prison	111	145	194
Drug Conviction: Parole	146	240	271
DWI Conviction: Probation	32	29	27
DWI Conviction: Prison	17	8	16
DWI Conviction: Parole	11	9	24

Sources: Missouri Office of State Courts Administrator; Missouri Department of Corrections.



SUBSTANCE USE SERVICE AREAS 2-5

Data on this page pertain to the map area shaded green.

DEMOGRAPHICS

	2023	2022	2021
Population Estimate	718,560	716,531	717,616
Labor Force	364,674	360,551	359,763
Employed	352,361	350,264	340,103
Unemployed	12,313	10,287	19,660
Unemployment Rate	3.4%	2.9%	5.5%
Median Household Income	-----		
Poverty Estimate, Individuals of All Ages	-----	105,642	92,796
Poverty Estimate, Children Under Age 18	-----	31,620	28,284

Source: U.S. Bureau of the Census.

BIRTHS AND DEATHS

	2023	2022	2021
Resident Births	8,565	8,558	8,348
Resident Deaths	7,001	7,661	7,850
Suicide	134	163	161
Homicide	180	196	186
Alcohol Induced Deaths	118	142	143
Drug Induced Deaths	290	320	253
Smoking Attributable Deaths	913	929	947

Source: Missouri Department of Health and Senior Services

IMPAIRED DRIVING

	2023	2022	2021
Alcohol Involved Fatal Crashes	19	7	10
Alcohol Involved Injury Crashes	276	255	337
Alcohol Involved Property Damage Crashes	426	445	456
Killed in Alcohol Involved Crashes	19	7	11
Injured in Alcohol Involved Crashes	414	374	480
Drug Involved Fatal Crashes	13	2	3
Drug Involved Injury Crashes	85	55	117
Drug Involved Property Damage Crashes	64	72	97
Killed in Drug Involved Crashes	16	2	3
Injured in Drug Involved Crashes	132	84	171

Source: Missouri Department of Public Safety, Missouri State Highway Patrol.

POLICE REPORTS

	2023	2022	2021
DUI Arrests, DWI Tracking System	2,719	2,557	2,330
Liquor Law Arrests	69	139	126
Drug Arrests	1,340	2,232	1,588
Violent Offenses	8,652	9,016	8,939
Domestic Violence Reports	7,312	7,611	7,752
Property Offenses	34,377	34,750	30,960

Source: Missouri Department of Public Safety, Missouri State Highway Patrol.

SCHOOL REPORTS

	2022-23	2021-22
Reported School Suspensions	1,900	1,699
Reported Substance Related Suspensions	406	341
Reported Violence or Weapon Suspensions	195	181
Enrollment Grades K-8	71,116	71,795
Enrollment Grades 9-12	31,381	31,118
Dropouts	952	1,104

Source: Missouri Department of Elementary and Secondary Education. County-level data are aggregated by school district. Reported suspensions and dropouts fewer than five (5) in a district are suppressed and represented as zero (0) in the county totals.

----- Indicates data not available

HOSPITAL / EMERGENCY ROOM

Principal Disorder	2022	2021	2020
Alcohol Use: E.R. Services, then Discharged	3,709	4,536	4,501
Alcohol Use: E.R. Services, then Admitted	430	555	494
Alcohol Use: Admitted without E.R. Services	1,017	1,272	1,252
Drug Use: E.R. Services, then Discharged	4,017	3,338	3,100
Drug Use: E.R. Services, then Admitted	468	185	99
Drug Use: Admitted without E.R. Services	994	777	741
Mental: E.R. Services, then Discharged	8,275	9,688	8,320
Mental: E.R. Services, then Admitted	1,074	741	267
Mental: Admitted without E.R. Services	4,529	6,502	7,685

Related Disorder

Alcohol Use: E.R. Services, then Discharged	2,290	2,430	2,833
Alcohol Use: E.R. Services, then Admitted	1,652	1,774	1,632
Alcohol Use: Admitted without E.R. Services	3,125	3,648	3,926
Drug Use: E.R. Services, then Discharged	7,868	4,473	4,379
Drug Use: E.R. Services, then Admitted	2,177	3,232	2,552
Drug Use: Admitted without E.R. Services	4,944	6,436	7,007

Source: Missouri Department of Health and Senior Services. Hospital encounters are categorized based on ICD-10 diagnosis codes. Beginning with 2020 data, individuals with more than one encounter for a substance use or mental disorder are counted for each encounter they have during the calendar year. Related disorders are those that are listed with a secondary diagnosis.

JUVENILE PLACEMENTS

	2023	2022	2021
Total Out-of-Home Placements	472	587	681
Parent/Caretaker Alcohol Use Reported	13	21	20
Parent/Caretaker Drug Use Reported	143	207	340

Source: Missouri Department of Social Services, Children's Division. Multiple factors are often considered when a child is placed out of the home. Removals involving parental substance use conditions are included in this profile.

JUVENILE COURT REFERRALS

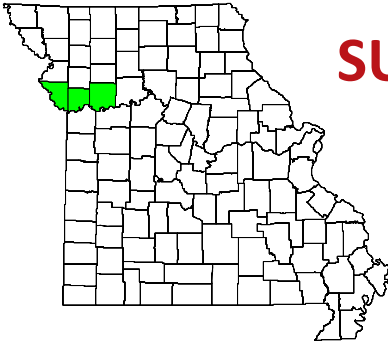
	2023	2022	2021
Child Abuse	202	183	257
Child Neglect	461	617	827
Child Custody Issues	127	246	191
Juvenile Violent Offenses	359	412	377
Juvenile Alcohol Offenses	3	4	2
Juvenile Drug Offenses	32	56	63
School Truancy	7	8	10
Absent from Home	23	11	39
Beyond Parental Control	1	10	2
Injurious Behavior	51	12	26

Source: Missouri Office of State Courts Administrator.

CRIMINAL JUSTICE

	FY 2024	FY 2023	FY 2022
Treatment Court Participants	1,141	1,335	1,534
Drug Conviction: Probation	86	90	188
Drug Conviction: Prison	27	36	46
Drug Conviction: Parole	57	66	60
DWI Conviction: Probation	60	62	46
DWI Conviction: Prison	12	15	16
DWI Conviction: Parole	8	5	10

Sources: Missouri Office of State Courts Administrator; Missouri Department of Corrections.



SUBSTANCE USE SERVICE AREA 6

Data on this page pertain to the map area shaded green.

DEMOGRAPHICS

	2023	2022	2021
Population Estimate	394,894	390,674	387,641
Labor Force	211,773	209,888	208,811
Employed	206,053	204,756	198,879
Unemployed	5,720	5,132	9,932
Unemployment Rate	2.7%	2.4%	4.8%
Median Household Income	-----		
Poverty Estimate, Individuals of All Ages	-----	31,387	30,295
Poverty Estimate, Children Under Age 18	-----	8,275	8,854

Source: U.S. Bureau of the Census.

BIRTHS AND DEATHS

	2023	2022	2021
Resident Births	4,221	4,404	4,435
Resident Deaths	3,328	3,522	3,506
Suicide	68	66	67
Homicide	16	19	17
Alcohol Induced Deaths	41	49	55
Drug Induced Deaths	86	93	86
Smoking Attributable Deaths	448	443	422

Source: Missouri Department of Health and Senior Services

IMPAIRED DRIVING

	2023	2022	2021
Alcohol Involved Fatal Crashes	5	6	4
Alcohol Involved Injury Crashes	109	107	99
Alcohol Involved Property Damage Crashes	166	177	208
Killed in Alcohol Involved Crashes	5	6	4
Injured in Alcohol Involved Crashes	143	149	129
Drug Involved Fatal Crashes	1	2	2
Drug Involved Injury Crashes	20	27	19
Drug Involved Property Damage Crashes	22	22	34
Killed in Drug Involved Crashes	1	2	2
Injured in Drug Involved Crashes	34	35	26

Source: Missouri Department of Public Safety, Missouri State Highway Patrol.

POLICE REPORTS

	2023	2022	2021
DUI Arrests, DWI Tracking System	1,450	1,705	1,461
Liquor Law Arrests	32	23	47
Drug Arrests	768	1,122	770
Violent Offenses	530	499	536
Domestic Violence Reports	942	895	952
Property Offenses	3,634	3,841	2,899

Source: Missouri Department of Public Safety, Missouri State Highway Patrol.

SCHOOL REPORTS

	2022-23	2021-22
Reported School Suspensions	589	601
Reported Substance Related Suspensions	158	224
Reported Violence or Weapon Suspensions	29	29
Enrollment Grades K-8	41,365	41,706
Enrollment Grades 9-12	20,248	19,871
Dropouts	200	184

Source: Missouri Department of Elementary and Secondary Education. County-level data are aggregated by school district. Reported suspensions and dropouts fewer than five (5) in a district are suppressed and represented as zero (0) in the county totals.

----- Indicates data not available

HOSPITAL / EMERGENCY ROOM

Principal Disorder	2022	2021	2020
Alcohol Use: E.R. Services, then Discharged	1,289	1,106	1,139
Alcohol Use: E.R. Services, then Admitted	49	60	79
Alcohol Use: Admitted without E.R. Services	531	498	499
Drug Use: E.R. Services, then Discharged	1,163	612	588
Drug Use: E.R. Services, then Admitted	52	19	16
Drug Use: Admitted without E.R. Services	347	168	145
Mental: E.R. Services, then Discharged	3,174	4,385	3,556
Mental: E.R. Services, then Admitted	92	104	48
Mental: Admitted without E.R. Services	2,157	2,990	3,217

Related Disorder

Alcohol Use: E.R. Services, then Discharged	880	808	889
Alcohol Use: E.R. Services, then Admitted	181	200	218
Alcohol Use: Admitted without E.R. Services	1,267	1,488	1,734
Drug Use: E.R. Services, then Discharged	1,570	1,283	1,361
Drug Use: E.R. Services, then Admitted	149	259	241
Drug Use: Admitted without E.R. Services	1,710	2,386	2,561

Source: Missouri Department of Health and Senior Services. Hospital encounters are categorized based on ICD-10 diagnosis codes. Beginning with 2020 data, individuals with more than one encounter for a substance use or mental disorder are counted for each encounter they have during the calendar year. Related disorders are those that are listed with a secondary diagnosis.

JUVENILE PLACEMENTS

	2023	2022	2021
Total Out-of-Home Placements	115	114	106
Parent/Caretaker Alcohol Use Reported	2	6	16
Parent/Caretaker Drug Use Reported	67	56	41

Source: Missouri Department of Social Services, Children's Division. Multiple factors are often considered when a child is placed out of the home. Removals involving parental substance use conditions are included in this profile.

JUVENILE COURT REFERRALS

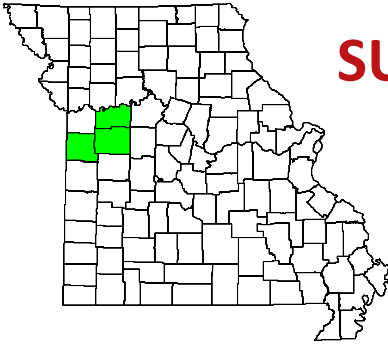
	2023	2022	2021
Child Abuse	22	26	35
Child Neglect	358	324	367
Child Custody Issues	21	13	17
Juvenile Violent Offenses	248	228	184
Juvenile Alcohol Offenses	20	19	20
Juvenile Drug Offenses	97	135	66
School Truancy	56	45	28
Absent from Home	24	21	35
Beyond Parental Control	13	15	17
Injurious Behavior	55	80	49

Source: Missouri Office of State Courts Administrator.

CRIMINAL JUSTICE

	FY 2024	FY 2023	FY 2022
Treatment Court Participants	231	226	189
Drug Conviction: Probation	242	281	289
Drug Conviction: Prison	144	120	160
Drug Conviction: Parole	179	203	214
DWI Conviction: Probation	41	41	51
DWI Conviction: Prison	19	17	22
DWI Conviction: Parole	23	27	24

Sources: Missouri Office of State Courts Administrator; Missouri Department of Corrections.



SUBSTANCE USE SERVICE AREA 7

Data on this page pertain to the map area shaded green.

DEMOGRAPHICS

	2023	2022	2021
Population Estimate	199,890	197,723	196,753
Labor Force	95,498	94,580	94,146
Employed	92,608	92,221	90,301
Unemployed	2,890	2,359	3,845
Unemployment Rate	3.0%	2.5%	4.1%
Median Household Income	-----		
Poverty Estimate, Individuals of All Ages	-----	19,481	17,160
Poverty Estimate, Children Under Age 18	-----	5,028	5,090

Source: U.S. Bureau of the Census.

BIRTHS AND DEATHS

	2023	2022	2021
Resident Births	2,171	2,237	2,229
Resident Deaths	1,932	2,165	2,290
Suicide	32	49	38
Homicide	9	11	9
Alcohol Induced Deaths	23	22	27
Drug Induced Deaths	34	38	38
Smoking Attributable Deaths	277	289	285

Source: Missouri Department of Health and Senior Services

IMPAIRED DRIVING

	2023	2022	2021
Alcohol Involved Fatal Crashes	4	4	6
Alcohol Involved Injury Crashes	64	76	63
Alcohol Involved Property Damage Crashes	118	114	102
Killed in Alcohol Involved Crashes	4	4	7
Injured in Alcohol Involved Crashes	82	101	79
Drug Involved Fatal Crashes	2	2	3
Drug Involved Injury Crashes	15	11	14
Drug Involved Property Damage Crashes	21	21	15
Killed in Drug Involved Crashes	2	2	3
Injured in Drug Involved Crashes	29	15	23

Source: Missouri Department of Public Safety, Missouri State Highway Patrol.

POLICE REPORTS

	2023	2022	2021
DUI Arrests, DWI Tracking System	895	768	684
Liquor Law Arrests	100	132	119
Drug Arrests	364	670	586
Violent Offenses	392	331	271
Domestic Violence Reports	1,014	861	734
Property Offenses	2,305	2,477	2,199

Source: Missouri Department of Public Safety, Missouri State Highway Patrol.

SCHOOL REPORTS

	2022-23	2021-22
Reported School Suspensions	462	365
Reported Substance Related Suspensions	155	118
Reported Violence or Weapon Suspensions	17	28
Enrollment Grades K-8	19,816	19,917
Enrollment Grades 9-12	9,505	9,420
Dropouts	139	155

Source: Missouri Department of Elementary and Secondary Education. County-level data are aggregated by school district. Reported suspensions and dropouts fewer than five (5) in a district are suppressed and represented as zero (0) in the county totals.

----- Indicates data not available

HOSPITAL / EMERGENCY ROOM

Principal Disorder	2022	2021	2020
Alcohol Use: E.R. Services, then Discharged	431	427	388
Alcohol Use: E.R. Services, then Admitted	118	122	124
Alcohol Use: Admitted without E.R. Services	131	173	155
Drug Use: E.R. Services, then Discharged	581	288	272
Drug Use: E.R. Services, then Admitted	58	30	26
Drug Use: Admitted without E.R. Services	112	84	67
Mental: E.R. Services, then Discharged	1,629	1,876	1,624
Mental: E.R. Services, then Admitted	131	129	73
Mental: Admitted without E.R. Services	1,089	1,368	1,417

Related Disorder

Alcohol Use: E.R. Services, then Discharged	437	434	460
Alcohol Use: E.R. Services, then Admitted	341	334	312
Alcohol Use: Admitted without E.R. Services	457	550	595
Drug Use: E.R. Services, then Discharged	848	548	571
Drug Use: E.R. Services, then Admitted	329	428	338
Drug Use: Admitted without E.R. Services	666	932	894

Source: Missouri Department of Health and Senior Services. Hospital encounters are categorized based on ICD-10 diagnosis codes. Beginning with 2020 data, individuals with more than one encounter for a substance use or mental disorder are counted for each encounter they have during the calendar year. Related disorders are those that are listed with a secondary diagnosis.

JUVENILE PLACEMENTS

	2023	2022	2021
Total Out-of-Home Placements	170	137	130
Parent/Caretaker Alcohol Use Reported	19	5	5
Parent/Caretaker Drug Use Reported	69	33	66

Source: Missouri Department of Social Services, Children's Division. Multiple factors are often considered when a child is placed out of the home. Removals involving parental substance use conditions are included in this profile.

JUVENILE COURT REFERRALS

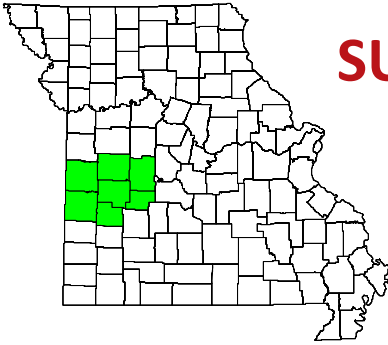
	2023	2022	2021
Child Abuse	3	6	7
Child Neglect	325	335	374
Child Custody Issues	42	69	66
Juvenile Violent Offenses	339	287	244
Juvenile Alcohol Offenses	36	18	13
Juvenile Drug Offenses	78	120	70
School Truancy	95	95	97
Absent from Home	41	124	147
Beyond Parental Control	71	148	132
Injurious Behavior	471	307	200

Source: Missouri Office of State Courts Administrator.

CRIMINAL JUSTICE

	FY 2024	FY 2023	FY 2022
Treatment Court Participants	149	154	149
Drug Conviction: Probation	182	208	281
Drug Conviction: Prison	141	151	190
Drug Conviction: Parole	150	182	175
DWI Conviction: Probation	46	33	26
DWI Conviction: Prison	11	4	17
DWI Conviction: Parole	9	6	12

Sources: Missouri Office of State Courts Administrator; Missouri Department of Corrections.



SUBSTANCE USE SERVICE AREA 8

Data on this page pertain to the map area shaded green.

DEMOGRAPHICS

	2023	2022	2021
Population Estimate	112,131	111,297	110,342
Labor Force	47,637	47,512	48,048
Employed	45,967	46,180	46,045
Unemployed	1,670	1,332	2,003
Unemployment Rate	3.5%	2.8%	4.2%
Median Household Income	-----		
Poverty Estimate, Individuals of All Ages	-----	17,929	17,898
Poverty Estimate, Children Under Age 18	-----	5,454	5,684

Source: U.S. Bureau of the Census.

BIRTHS AND DEATHS

	2023	2022	2021
Resident Births	1,211	1,224	1,246
Resident Deaths	1,724	1,855	1,876
Suicide	30	26	30
Homicide	3	4	3
Alcohol Induced Deaths	17	20	18
Drug Induced Deaths	25	27	25
Smoking Attributable Deaths	309	282	287

Source: Missouri Department of Health and Senior Services

IMPAIRED DRIVING

	2023	2022	2021
Alcohol Involved Fatal Crashes	9	3	6
Alcohol Involved Injury Crashes	41	47	34
Alcohol Involved Property Damage Crashes	48	55	49
Killed in Alcohol Involved Crashes	9	3	6
Injured in Alcohol Involved Crashes	49	61	47
Drug Involved Fatal Crashes	1	1	3
Drug Involved Injury Crashes	7	5	7
Drug Involved Property Damage Crashes	5	5	6
Killed in Drug Involved Crashes	1	1	3
Injured in Drug Involved Crashes	7	8	13

Source: Missouri Department of Public Safety, Missouri State Highway Patrol.

POLICE REPORTS

	2023	2022	2021
DUI Arrests, DWI Tracking System	358	345	344
Liquor Law Arrests	6	24	25
Drug Arrests	353	379	263
Violent Offenses	454	418	505
Domestic Violence Reports	599	528	608
Property Offenses	1,907	1,553	1,943

Source: Missouri Department of Public Safety, Missouri State Highway Patrol.

SCHOOL REPORTS

	2022-23	2021-22
Reported School Suspensions	188	192
Reported Substance Related Suspensions	60	48
Reported Violence or Weapon Suspensions	13	22
Enrollment Grades K-8	10,386	10,399
Enrollment Grades 9-12	4,977	5,015
Dropouts	36	54

Source: Missouri Department of Elementary and Secondary Education. County-level data are aggregated by school district. Reported suspensions and dropouts fewer than five (5) in a district are suppressed and represented as zero (0) in the county totals.

----- Indicates data not available

HOSPITAL / EMERGENCY ROOM

Principal Disorder	2022	2021	2020
Alcohol Use: E.R. Services, then Discharged	261	238	255
Alcohol Use: E.R. Services, then Admitted	40	30	33
Alcohol Use: Admitted without E.R. Services	86	86	110
Drug Use: E.R. Services, then Discharged	335	190	150
Drug Use: E.R. Services, then Admitted	32	15	16
Drug Use: Admitted without E.R. Services	97	59	37
Mental: E.R. Services, then Discharged	881	987	928
Mental: E.R. Services, then Admitted	101	94	144
Mental: Admitted without E.R. Services	1,003	1,016	989

Related Disorder

Alcohol Use: E.R. Services, then Discharged	395	495	590
Alcohol Use: E.R. Services, then Admitted	144	97	103
Alcohol Use: Admitted without E.R. Services	394	460	494
Drug Use: E.R. Services, then Discharged	678	1,038	856
Drug Use: E.R. Services, then Admitted	171	149	159
Drug Use: Admitted without E.R. Services	721	713	670

Source: Missouri Department of Health and Senior Services. Hospital encounters are categorized based on ICD-10 diagnosis codes. Beginning with 2020 data, individuals with more than one encounter for a substance use or mental disorder are counted for each encounter they have during the calendar year. Related disorders are those that are listed with a secondary diagnosis.

JUVENILE PLACEMENTS

	2023	2022	2021
Total Out-of-Home Placements	131	120	152
Parent/Caretaker Alcohol Use Reported	10	7	5
Parent/Caretaker Drug Use Reported	75	41	74

Source: Missouri Department of Social Services, Children's Division. Multiple factors are often considered when a child is placed out of the home. Removals involving parental substance use conditions are included in this profile.

JUVENILE COURT REFERRALS

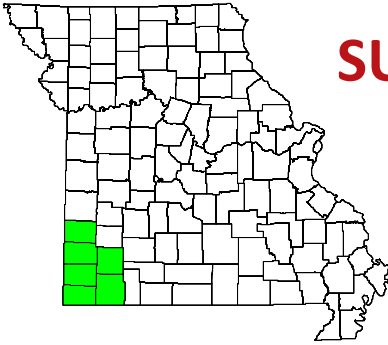
	2023	2022	2021
Child Abuse	37	54	93
Child Neglect	426	423	401
Child Custody Issues	21	21	26
Juvenile Violent Offenses	124	138	145
Juvenile Alcohol Offenses	54	29	8
Juvenile Drug Offenses	31	43	40
School Truancy	112	119	90
Absent from Home	98	72	62
Beyond Parental Control	151	107	121
Injurious Behavior	148	133	143

Source: Missouri Office of State Courts Administrator.

CRIMINAL JUSTICE

	FY 2024	FY 2023	FY 2022
Treatment Court Participants	70	67	70
Drug Conviction: Probation	136	167	172
Drug Conviction: Prison	81	88	121
Drug Conviction: Parole	96	112	126
DWI Conviction: Probation	16	9	16
DWI Conviction: Prison	5	2	10
DWI Conviction: Parole	3	6	11

Sources: Missouri Office of State Courts Administrator; Missouri Department of Corrections.



SUBSTANCE USE SERVICE AREA 9

Data on this page pertain to the map area shaded green.

DEMOGRAPHICS

	2023	2022	2021
Population Estimate	295,504	292,977	290,840
Labor Force	132,365	131,241	132,347
Employed	128,273	128,072	127,205
Unemployed	4,092	3,169	5,142
Unemployment Rate	3.1%	2.4%	3.9%
Median Household Income	-----		
Poverty Estimate, Individuals of All Ages	-----	46,948	46,991
Poverty Estimate, Children Under Age 18	-----	15,331	14,904

Source: U.S. Bureau of the Census.

BIRTHS AND DEATHS

	2023	2022	2021
Resident Births	3,696	3,697	3,599
Resident Deaths	3,472	3,801	3,916
Suicide	68	52	59
Homicide	4	17	15
Alcohol Induced Deaths	31	34	51
Drug Induced Deaths	51	58	60
Smoking Attributable Deaths	603	623	582

Source: Missouri Department of Health and Senior Services

IMPAIRED DRIVING

	2023	2022	2021
Alcohol Involved Fatal Crashes	9	10	9
Alcohol Involved Injury Crashes	109	133	105
Alcohol Involved Property Damage Crashes	186	178	156
Killed in Alcohol Involved Crashes	11	12	10
Injured in Alcohol Involved Crashes	152	180	143
Drug Involved Fatal Crashes	5	3	8
Drug Involved Injury Crashes	22	25	31
Drug Involved Property Damage Crashes	39	30	54
Killed in Drug Involved Crashes	9	5	10
Injured in Drug Involved Crashes	43	37	51

Source: Missouri Department of Public Safety, Missouri State Highway Patrol.

POLICE REPORTS

	2023	2022	2021
DUI Arrests, DWI Tracking System	1,786	1,616	1,543
Liquor Law Arrests	45	82	66
Drug Arrests	910	1,578	752
Violent Offenses	873	902	1,046
Domestic Violence Reports	1,706	1,819	2,024
Property Offenses	6,375	7,522	8,059

Source: Missouri Department of Public Safety, Missouri State Highway Patrol.

SCHOOL REPORTS

	2022-23	2021-22
Reported School Suspensions	638	592
Reported Substance Related Suspensions	195	162
Reported Violence or Weapon Suspensions	37	18
Enrollment Grades K-8	31,807	32,071
Enrollment Grades 9-12	14,678	14,526
Dropouts	248	250

Source: Missouri Department of Elementary and Secondary Education. County-level data are aggregated by school district. Reported suspensions and dropouts fewer than five (5) in a district are suppressed and represented as zero (0) in the county totals.

----- Indicates data not available

HOSPITAL / EMERGENCY ROOM

Principal Disorder	2022	2021	2020
Alcohol Use: E.R. Services, then Discharged	873	777	907
Alcohol Use: E.R. Services, then Admitted	392	447	485
Alcohol Use: Admitted without E.R. Services	178	163	191
Drug Use: E.R. Services, then Discharged	949	672	789
Drug Use: E.R. Services, then Admitted	356	429	434
Drug Use: Admitted without E.R. Services	227	174	176
Mental: E.R. Services, then Discharged	1,767	1,706	1,659
Mental: E.R. Services, then Admitted	1,301	1,627	1,597
Mental: Admitted without E.R. Services	1,380	1,554	1,432

Related Disorder

Alcohol Use: E.R. Services, then Discharged	738	726	638
Alcohol Use: E.R. Services, then Admitted	1,019	1,251	1,162
Alcohol Use: Admitted without E.R. Services	654	636	652
Drug Use: E.R. Services, then Discharged	1,505	1,227	1,008
Drug Use: E.R. Services, then Admitted	1,521	1,911	1,741
Drug Use: Admitted without E.R. Services	1,232	1,136	1,095

Source: Missouri Department of Health and Senior Services. Hospital encounters are categorized based on ICD-10 diagnosis codes. Beginning with 2020 data, individuals with more than one encounter for a substance use or mental disorder are counted for each encounter they have during the calendar year. Related disorders are those that are listed with a secondary diagnosis.

JUVENILE PLACEMENTS

	2023	2022	2021
Total Out-of-Home Placements	465	541	561
Parent/Caretaker Alcohol Use Reported	45	32	32
Parent/Caretaker Drug Use Reported	168	257	274

Source: Missouri Department of Social Services, Children's Division. Multiple factors are often considered when a child is placed out of the home. Removals involving parental substance use conditions are included in this profile.

JUVENILE COURT REFERRALS

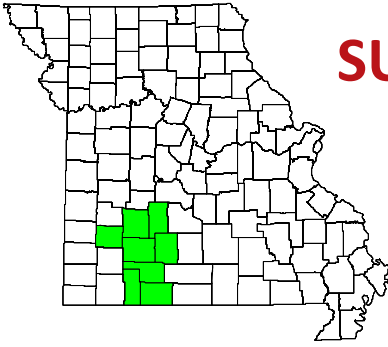
	2023	2022	2021
Child Abuse	75	40	35
Child Neglect	523	597	846
Child Custody Issues	86	109	153
Juvenile Violent Offenses	270	231	269
Juvenile Alcohol Offenses	46	45	15
Juvenile Drug Offenses	92	145	84
School Truancy	31	62	80
Absent from Home	105	120	113
Beyond Parental Control	118	117	104
Injurious Behavior	252	197	133

Source: Missouri Office of State Courts Administrator.

CRIMINAL JUSTICE

	FY 2024	FY 2023	FY 2022
Treatment Court Participants	417	430	433
Drug Conviction: Probation	254	322	314
Drug Conviction: Prison	98	130	137
Drug Conviction: Parole	155	168	166
DWI Conviction: Probation	58	64	78
DWI Conviction: Prison	15	23	27
DWI Conviction: Parole	30	35	31

Sources: Missouri Office of State Courts Administrator; Missouri Department of Corrections.



SUBSTANCE USE SERVICE AREA 10

Data on this page pertain to the map area shaded green.

DEMOGRAPHICS

	2023	2022	2021
Population Estimate	588,202	583,678	577,238
Labor Force	288,615	284,620	281,324
Employed	280,206	277,938	270,216
Unemployed	8,409	6,682	11,108
Unemployment Rate	2.9%	2.3%	3.9%
Median Household Income	-----		
Poverty Estimate, Individuals of All Ages	-----	79,172	73,470
Poverty Estimate, Children Under Age 18	-----	21,245	20,474

Source: U.S. Bureau of the Census.

BIRTHS AND DEATHS

	2023	2022	2021
Resident Births	6,329	6,425	6,452
Resident Deaths	6,287	6,841	7,179
Suicide	118	128	126
Homicide	23	24	42
Alcohol Induced Deaths	82	122	108
Drug Induced Deaths	186	191	217
Smoking Attributable Deaths	894	919	987

Source: Missouri Department of Health and Senior Services

IMPAIRED DRIVING

	2023	2022	2021
Alcohol Involved Fatal Crashes	11	11	15
Alcohol Involved Injury Crashes	214	181	209
Alcohol Involved Property Damage Crashes	298	278	331
Killed in Alcohol Involved Crashes	13	12	18
Injured in Alcohol Involved Crashes	310	258	306
Drug Involved Fatal Crashes	6	4	8
Drug Involved Injury Crashes	56	54	84
Drug Involved Property Damage Crashes	62	66	98
Killed in Drug Involved Crashes	6	4	9
Injured in Drug Involved Crashes	108	67	135

Source: Missouri Department of Public Safety, Missouri State Highway Patrol.

POLICE REPORTS

	2023	2022	2021
DUI Arrests, DWI Tracking System	1,840	1,756	1,812
Liquor Law Arrests	198	187	265
Drug Arrests	2,121	2,563	1,245
Violent Offenses	2,763	3,236	3,586
Domestic Violence Reports	4,652	4,426	4,410
Property Offenses	11,577	12,984	15,328

Source: Missouri Department of Public Safety, Missouri State Highway Patrol.

SCHOOL REPORTS

	2022-23	2021-22
Reported School Suspensions	1,611	1,038
Reported Substance Related Suspensions	567	362
Reported Violence or Weapon Suspensions	85	65
Enrollment Grades K-8	53,085	53,058
Enrollment Grades 9-12	24,605	24,247
Dropouts	226	255

Source: Missouri Department of Elementary and Secondary Education. County-level data are aggregated by school district. Reported suspensions and dropouts fewer than five (5) in a district are suppressed and represented as zero (0) in the county totals.

----- Indicates data not available

HOSPITAL / EMERGENCY ROOM

Principal Disorder	2022	2021	2020
Alcohol Use: E.R. Services, then Discharged	2,351	2,103	2,157
Alcohol Use: E.R. Services, then Admitted	1,289	1,065	1,265
Alcohol Use: Admitted without E.R. Services	92	127	105
Drug Use: E.R. Services, then Discharged	2,335	2,203	1,934
Drug Use: E.R. Services, then Admitted	676	276	288
Drug Use: Admitted without E.R. Services	156	177	168
Mental: E.R. Services, then Discharged	4,298	4,516	4,473
Mental: E.R. Services, then Admitted	3,847	3,816	4,040
Mental: Admitted without E.R. Services	1,841	2,371	2,321

Related Disorder

Alcohol Use: E.R. Services, then Discharged	2,135	1,731	1,412
Alcohol Use: E.R. Services, then Admitted	3,067	2,675	2,504
Alcohol Use: Admitted without E.R. Services	703	730	718
Drug Use: E.R. Services, then Discharged	4,302	3,532	2,321
Drug Use: E.R. Services, then Admitted	4,764	4,628	4,413
Drug Use: Admitted without E.R. Services	1,644	1,899	1,603

Source: Missouri Department of Health and Senior Services. Hospital encounters are categorized based on ICD-10 diagnosis codes. Beginning with 2020 data, individuals with more than one encounter for a substance use or mental disorder are counted for each encounter they have during the calendar year. Related disorders are those that are listed with a secondary diagnosis.

JUVENILE PLACEMENTS

	2023	2022	2021
Total Out-of-Home Placements	620	692	753
Parent/Caretaker Alcohol Use Reported	43	57	58
Parent/Caretaker Drug Use Reported	260	313	405

Source: Missouri Department of Social Services, Children's Division. Multiple factors are often considered when a child is placed out of the home. Removals involving parental substance use conditions are included in this profile.

JUVENILE COURT REFERRALS

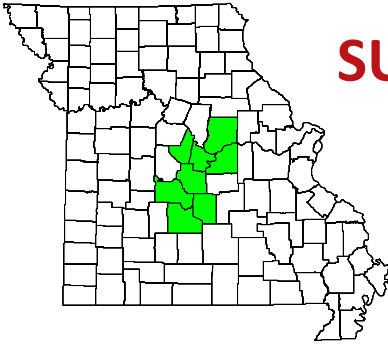
	2023	2022	2021
Child Abuse	214	272	185
Child Neglect	789	777	928
Child Custody Issues	227	289	200
Juvenile Violent Offenses	546	566	452
Juvenile Alcohol Offenses	41	46	22
Juvenile Drug Offenses	118	161	119
School Truancy	42	46	22
Absent from Home	127	137	98
Beyond Parental Control	80	85	58
Injurious Behavior	720	715	425

Source: Missouri Office of State Courts Administrator.

CRIMINAL JUSTICE

	FY 2024	FY 2023	FY 2022
Treatment Court Participants	768	815	786
Drug Conviction: Probation	540	574	566
Drug Conviction: Prison	287	330	325
Drug Conviction: Parole	283	308	369
DWI Conviction: Probation	114	107	83
DWI Conviction: Prison	41	45	48
DWI Conviction: Parole	37	26	33

Sources: Missouri Office of State Courts Administrator; Missouri Department of Corrections.



SUBSTANCE USE SERVICE AREA 11

Data on this page pertain to the map area shaded green.

DEMOGRAPHICS

	2023	2022	2021
Population Estimate	310,859	309,775	308,446
Labor Force	139,527	137,730	136,969
Employed	135,346	134,407	131,785
Unemployed	4,181	3,323	5,184
Unemployment Rate	3.0%	2.4%	3.8%
Median Household Income	-----		
Poverty Estimate, Individuals of All Ages	-----	33,483	36,040
Poverty Estimate, Children Under Age 18	-----	10,139	10,797

Source: U.S. Bureau of the Census.

BIRTHS AND DEATHS

	2023	2022	2021
Resident Births	3,374	3,461	3,529
Resident Deaths	3,207	3,483	3,672
Suicide	60	65	77
Homicide	15	15	11
Alcohol Induced Deaths	43	28	31
Drug Induced Deaths	83	76	88
Smoking Attributable Deaths	498	541	521

Source: Missouri Department of Health and Senior Services

IMPAIRED DRIVING

	2023	2022	2021
Alcohol Involved Fatal Crashes	4	12	7
Alcohol Involved Injury Crashes	121	125	134
Alcohol Involved Property Damage Crashes	204	194	216
Killed in Alcohol Involved Crashes	4	14	8
Injured in Alcohol Involved Crashes	172	185	181
Drug Involved Fatal Crashes	2	2	5
Drug Involved Injury Crashes	24	24	27
Drug Involved Property Damage Crashes	31	35	48
Killed in Drug Involved Crashes	2	2	6
Injured in Drug Involved Crashes	49	36	37

Source: Missouri Department of Public Safety, Missouri State Highway Patrol.

POLICE REPORTS

	2023	2022	2021
DUI Arrests, DWI Tracking System	1,600	1,352	1,415
Liquor Law Arrests	51	48	54
Drug Arrests	881	1,300	1,292
Violent Offenses	635	646	665
Domestic Violence Reports	1,315	1,303	1,417
Property Offenses	3,086	3,515	3,635

Source: Missouri Department of Public Safety, Missouri State Highway Patrol.

SCHOOL REPORTS

	2022-23	2021-22
Reported School Suspensions	1,040	781
Reported Substance Related Suspensions	303	148
Reported Violence or Weapon Suspensions	56	62
Enrollment Grades K-8	28,880	29,113
Enrollment Grades 9-12	13,976	13,942
Dropouts	244	244

Source: Missouri Department of Elementary and Secondary Education. County-level data are aggregated by school district. Reported suspensions and dropouts fewer than five (5) in a district are suppressed and represented as zero (0) in the county totals.

----- Indicates data not available

HOSPITAL / EMERGENCY ROOM

Principal Disorder	2022	2021	2020
Alcohol Use: E.R. Services, then Discharged	632	684	658
Alcohol Use: E.R. Services, then Admitted	169	181	196
Alcohol Use: Admitted without E.R. Services	168	154	106
Drug Use: E.R. Services, then Discharged	727	464	551
Drug Use: E.R. Services, then Admitted	122	91	94
Drug Use: Admitted without E.R. Services	181	96	112
Mental: E.R. Services, then Discharged	2,155	2,490	2,487
Mental: E.R. Services, then Admitted	864	1,139	1,252
Mental: Admitted without E.R. Services	1,451	1,685	1,651

Related Disorder

Alcohol Use: E.R. Services, then Discharged	781	831	691
Alcohol Use: E.R. Services, then Admitted	578	604	704
Alcohol Use: Admitted without E.R. Services	866	707	616
Drug Use: E.R. Services, then Discharged	1,482	1,298	1,092
Drug Use: E.R. Services, then Admitted	786	800	1,032
Drug Use: Admitted without E.R. Services	1,068	1,008	842

Source: Missouri Department of Health and Senior Services. Hospital encounters are categorized based on ICD-10 diagnosis codes. Beginning with 2020 data, individuals with more than one encounter for a substance use or mental disorder are counted for each encounter they have during the calendar year. Related disorders are those that are listed with a secondary diagnosis.

JUVENILE PLACEMENTS

	2023	2022	2021
Total Out-of-Home Placements	366	289	383
Parent/Caretaker Alcohol Use Reported	17	14	27
Parent/Caretaker Drug Use Reported	149	112	176

Source: Missouri Department of Social Services, Children's Division. Multiple factors are often considered when a child is placed out of the home. Removals involving parental substance use conditions are included in this profile.

JUVENILE COURT REFERRALS

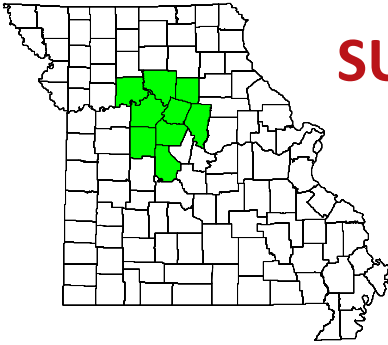
	2023	2022	2021
Child Abuse	267	200	229
Child Neglect	558	463	758
Child Custody Issues	191	228	259
Juvenile Violent Offenses	407	372	238
Juvenile Alcohol Offenses	49	27	23
Juvenile Drug Offenses	115	111	78
School Truancy	221	272	258
Absent from Home	75	73	84
Beyond Parental Control	295	248	177
Injurious Behavior	488	542	403

Source: Missouri Office of State Courts Administrator.

CRIMINAL JUSTICE

	FY 2024	FY 2023	FY 2022
Treatment Court Participants	352	345	294
Drug Conviction: Probation	514	607	646
Drug Conviction: Prison	287	295	334
Drug Conviction: Parole	278	320	352
DWI Conviction: Probation	54	83	65
DWI Conviction: Prison	26	17	11
DWI Conviction: Parole	11	16	8

Sources: Missouri Office of State Courts Administrator; Missouri Department of Corrections.



SUBSTANCE USE SERVICE AREA 12

Data on this page pertain to the map area shaded green.

DEMOGRAPHICS

	2023	2022	2021
Population Estimate	344,959	343,206	341,072
Labor Force	170,116	168,265	168,782
Employed	165,429	164,555	162,940
Unemployed	4,687	3,710	5,842
Unemployment Rate	2.8%	2.2%	3.5%
Median Household Income	-----		
Poverty Estimate, Individuals of All Ages	-----	51,529	51,254
Poverty Estimate, Children Under Age 18	-----	11,309	11,899

Source: U.S. Bureau of the Census.

BIRTHS AND DEATHS

	2023	2022	2021
Resident Births	3,629	3,792	3,745
Resident Deaths	3,123	3,443	3,519
Suicide	45	62	65
Homicide	14	17	22
Alcohol Induced Deaths	33	33	40
Drug Induced Deaths	78	87	79
Smoking Attributable Deaths	468	485	511

Source: Missouri Department of Health and Senior Services

IMPAIRED DRIVING

	2023	2022	2021
Alcohol Involved Fatal Crashes	7	6	3
Alcohol Involved Injury Crashes	114	85	102
Alcohol Involved Property Damage Crashes	165	170	149
Killed in Alcohol Involved Crashes	8	9	3
Injured in Alcohol Involved Crashes	153	124	141
Drug Involved Fatal Crashes	5	2	6
Drug Involved Injury Crashes	22	17	20
Drug Involved Property Damage Crashes	25	25	60
Killed in Drug Involved Crashes	6	3	6
Injured in Drug Involved Crashes	28	27	27

Source: Missouri Department of Public Safety, Missouri State Highway Patrol.

POLICE REPORTS

	2023	2022	2021
DUI Arrests, DWI Tracking System	1,333	1,411	1,446
Liquor Law Arrests	114	112	158
Drug Arrests	1,088	1,659	1,334
Violent Offenses	1,199	1,284	1,334
Domestic Violence Reports	2,074	2,015	2,065
Property Offenses	6,061	6,097	5,934

Source: Missouri Department of Public Safety, Missouri State Highway Patrol.

SCHOOL REPORTS

	2022-23	2021-22
Reported School Suspensions	529	362
Reported Substance Related Suspensions	88	41
Reported Violence or Weapon Suspensions	90	58
Enrollment Grades K-8	31,116	30,538
Enrollment Grades 9-12	14,729	14,111
Dropouts	220	290

Source: Missouri Department of Elementary and Secondary Education. County-level data are aggregated by school district. Reported suspensions and dropouts fewer than five (5) in a district are suppressed and represented as zero (0) in the county totals.

----- Indicates data not available

HOSPITAL / EMERGENCY ROOM

Principal Disorder	2022	2021	2020
Alcohol Use: E.R. Services, then Discharged	867	929	809
Alcohol Use: E.R. Services, then Admitted	246	318	385
Alcohol Use: Admitted without E.R. Services	191	167	188
Drug Use: E.R. Services, then Discharged	825	606	609
Drug Use: E.R. Services, then Admitted	265	161	191
Drug Use: Admitted without E.R. Services	208	79	99
Mental: E.R. Services, then Discharged	2,640	2,874	2,592
Mental: E.R. Services, then Admitted	1,283	1,526	1,395
Mental: Admitted without E.R. Services	1,337	1,424	1,597

Related Disorder

Alcohol Use: E.R. Services, then Discharged	854	980	1,684
Alcohol Use: E.R. Services, then Admitted	703	734	888
Alcohol Use: Admitted without E.R. Services	829	722	727
Drug Use: E.R. Services, then Discharged	1,791	1,940	1,829
Drug Use: E.R. Services, then Admitted	1,097	1,176	1,233
Drug Use: Admitted without E.R. Services	1,199	1,086	1,101

Source: Missouri Department of Health and Senior Services. Hospital encounters are categorized based on ICD-10 diagnosis codes. Beginning with 2020 data, individuals with more than one encounter for a substance use or mental disorder are counted for each encounter they have during the calendar year. Related disorders are those that are listed with a secondary diagnosis.

JUVENILE PLACEMENTS

	2023	2022	2021
Total Out-of-Home Placements	318	326	351
Parent/Caretaker Alcohol Use Reported	22	17	25
Parent/Caretaker Drug Use Reported	114	131	156

Source: Missouri Department of Social Services, Children's Division. Multiple factors are often considered when a child is placed out of the home. Removals involving parental substance use conditions are included in this profile.

JUVENILE COURT REFERRALS

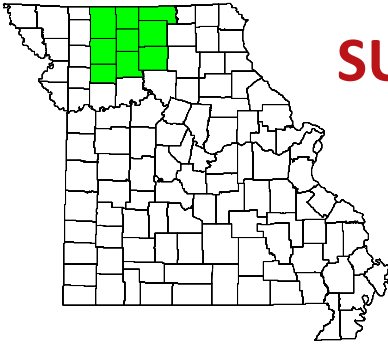
	2023	2022	2021
Child Abuse	85	124	130
Child Neglect	385	422	383
Child Custody Issues	68	120	105
Juvenile Violent Offenses	500	457	294
Juvenile Alcohol Offenses	18	29	7
Juvenile Drug Offenses	45	130	90
School Truancy	193	207	111
Absent from Home	89	108	99
Beyond Parental Control	270	284	181
Injurious Behavior	836	840	682

Source: Missouri Office of State Courts Administrator.

CRIMINAL JUSTICE

	FY 2024	FY 2023	FY 2022
Treatment Court Participants	464	422	400
Drug Conviction: Probation	440	504	559
Drug Conviction: Prison	310	395	424
Drug Conviction: Parole	397	442	408
DWI Conviction: Probation	60	65	75
DWI Conviction: Prison	18	24	25
DWI Conviction: Parole	18	21	22

Sources: Missouri Office of State Courts Administrator; Missouri Department of Corrections.



SUBSTANCE USE SERVICE AREA 13

Data on this page pertain to the map area shaded green.

DEMOGRAPHICS

	2023	2022	2021
Population Estimate	75,793	75,570	75,359
Labor Force	34,143	34,578	35,361
Employed	33,113	33,717	33,957
Unemployed	1,030	861	1,404
Unemployment Rate	3.0%	2.5%	4.0%
Median Household Income	-----		
Poverty Estimate, Individuals of All Ages	-----	10,997	10,630
Poverty Estimate, Children Under Age 18	-----	3,508	3,656

Source: U.S. Bureau of the Census.

BIRTHS AND DEATHS

	2023	2022	2021
Resident Births	913	942	872
Resident Deaths	1,011	1,099	1,138
Suicide	13	16	17
Homicide	0	4	1
Alcohol Induced Deaths	5	5	6
Drug Induced Deaths	12	16	12
Smoking Attributable Deaths	160	184	163

Source: Missouri Department of Health and Senior Services

IMPAIRED DRIVING

	2023	2022	2021
Alcohol Involved Fatal Crashes	0	0	3
Alcohol Involved Injury Crashes	29	28	27
Alcohol Involved Property Damage Crashes	30	39	24
Killed in Alcohol Involved Crashes	0	0	3
Injured in Alcohol Involved Crashes	43	32	39
Drug Involved Fatal Crashes	0	1	1
Drug Involved Injury Crashes	7	0	10
Drug Involved Property Damage Crashes	10	3	4
Killed in Drug Involved Crashes	0	1	1
Injured in Drug Involved Crashes	11	0	15

Source: Missouri Department of Public Safety, Missouri State Highway Patrol.

POLICE REPORTS

	2023	2022	2021
DUI Arrests, DWI Tracking System	345	368	353
Liquor Law Arrests	23	18	21
Drug Arrests	133	212	196
Violent Offenses	96	117	114
Domestic Violence Reports	274	238	260
Property Offenses	431	507	467

Source: Missouri Department of Public Safety, Missouri State Highway Patrol.

SCHOOL REPORTS

	2022-23	2021-22
Reported School Suspensions	42	30
Reported Substance Related Suspensions	0	0
Reported Violence or Weapon Suspensions	0	0
Enrollment Grades K-8	7,440	7,482
Enrollment Grades 9-12	3,630	3,695
Dropouts	23	22

Source: Missouri Department of Elementary and Secondary Education. County-level data are aggregated by school district. Reported suspensions and dropouts fewer than five (5) in a district are suppressed and represented as zero (0) in the county totals.

----- Indicates data not available

HOSPITAL / EMERGENCY ROOM

Principal Disorder	2022	2021	2020
Alcohol Use: E.R. Services, then Discharged	133	99	99
Alcohol Use: E.R. Services, then Admitted	9	39	23
Alcohol Use: Admitted without E.R. Services	53	48	40
Drug Use: E.R. Services, then Discharged	138	69	48
Drug Use: E.R. Services, then Admitted	10	16	14
Drug Use: Admitted without E.R. Services	56	11	14
Mental: E.R. Services, then Discharged	585	614	606
Mental: E.R. Services, then Admitted	51	115	144
Mental: Admitted without E.R. Services	419	517	482

Related Disorder

Alcohol Use: E.R. Services, then Discharged	189	179	182
Alcohol Use: E.R. Services, then Admitted	36	80	90
Alcohol Use: Admitted without E.R. Services	252	226	236
Drug Use: E.R. Services, then Discharged	402	239	192
Drug Use: E.R. Services, then Admitted	52	91	102
Drug Use: Admitted without E.R. Services	322	271	267

Source: Missouri Department of Health and Senior Services. Hospital encounters are categorized based on ICD-10 diagnosis codes. Beginning with 2020 data, individuals with more than one encounter for a substance use or mental disorder are counted for each encounter they have during the calendar year. Related disorders are those that are listed with a secondary diagnosis.

JUVENILE PLACEMENTS

	2023	2022	2021
Total Out-of-Home Placements	109	113	132
Parent/Caretaker Alcohol Use Reported	3	7	7
Parent/Caretaker Drug Use Reported	30	44	58

Source: Missouri Department of Social Services, Children's Division. Multiple factors are often considered when a child is placed out of the home. Removals involving parental substance use conditions are included in this profile.

JUVENILE COURT REFERRALS

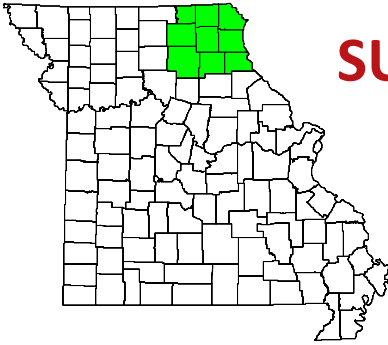
	2023	2022	2021
Child Abuse	127	105	73
Child Neglect	296	376	321
Child Custody Issues	13	4	9
Juvenile Violent Offenses	80	80	77
Juvenile Alcohol Offenses	21	24	14
Juvenile Drug Offenses	41	65	15
School Truancy	91	138	147
Absent from Home	40	20	20
Beyond Parental Control	25	28	21
Injurious Behavior	175	199	157

Source: Missouri Office of State Courts Administrator.

CRIMINAL JUSTICE

	FY 2024	FY 2023	FY 2022
Treatment Court Participants	84	114	122
Drug Conviction: Probation	103	115	160
Drug Conviction: Prison	123	129	146
Drug Conviction: Parole	145	156	163
DWI Conviction: Probation	15	18	24
DWI Conviction: Prison	12	12	13
DWI Conviction: Parole	15	14	8

Sources: Missouri Office of State Courts Administrator; Missouri Department of Corrections.



SUBSTANCE USE SERVICE AREA 14

Data on this page pertain to the map area shaded green.

DEMOGRAPHICS

	2023	2022	2021
Population Estimate	103,461	103,669	104,016
Labor Force	46,801	47,146	48,293
Employed	45,279	45,929	46,495
Unemployed	1,522	1,217	1,798
Unemployment Rate	3.3%	2.6%	3.7%
Median Household Income	-----		
Poverty Estimate, Individuals of All Ages	-----	16,426	16,037
Poverty Estimate, Children Under Age 18	-----	4,360	4,496

Source: U.S. Bureau of the Census.

BIRTHS AND DEATHS

	2023	2022	2021
Resident Births	1,223	1,203	1,190
Resident Deaths	1,276	1,335	1,456
Suicide	19	23	19
Homicide	2	3	3
Alcohol Induced Deaths	7	5	8
Drug Induced Deaths	14	13	17
Smoking Attributable Deaths	220	197	206

Source: Missouri Department of Health and Senior Services

IMPAIRED DRIVING

	2023	2022	2021
Alcohol Involved Fatal Crashes	3	6	2
Alcohol Involved Injury Crashes	25	33	33
Alcohol Involved Property Damage Crashes	35	41	51
Killed in Alcohol Involved Crashes	3	6	2
Injured in Alcohol Involved Crashes	41	44	36
Drug Involved Fatal Crashes	0	0	1
Drug Involved Injury Crashes	3	10	8
Drug Involved Property Damage Crashes	11	11	6
Killed in Drug Involved Crashes	0	0	1
Injured in Drug Involved Crashes	5	17	11

Source: Missouri Department of Public Safety, Missouri State Highway Patrol.

POLICE REPORTS

	2023	2022	2021
DUI Arrests, DWI Tracking System	395	362	380
Liquor Law Arrests	9	6	37
Drug Arrests	297	568	476
Violent Offenses	181	216	214
Domestic Violence Reports	495	526	501
Property Offenses	1,429	1,932	2,147

Source: Missouri Department of Public Safety, Missouri State Highway Patrol.

SCHOOL REPORTS

	2022-23	2021-22
Reported School Suspensions	175	172
Reported Substance Related Suspensions	47	10
Reported Violence or Weapon Suspensions	5	0
Enrollment Grades K-8	9,423	9,458
Enrollment Grades 9-12	4,715	4,706
Dropouts	59	56

Source: Missouri Department of Elementary and Secondary Education. County-level data are aggregated by school district. Reported suspensions and dropouts fewer than five (5) in a district are suppressed and represented as zero (0) in the county totals.

----- Indicates data not available

HOSPITAL / EMERGENCY ROOM

Principal Disorder	2022	2021	2020
Alcohol Use: E.R. Services, then Discharged	195	174	191
Alcohol Use: E.R. Services, then Admitted	43	29	18
Alcohol Use: Admitted without E.R. Services	25	32	29
Drug Use: E.R. Services, then Discharged	207	101	115
Drug Use: E.R. Services, then Admitted	43	20	18
Drug Use: Admitted without E.R. Services	28	21	12
Mental: E.R. Services, then Discharged	685	622	558
Mental: E.R. Services, then Admitted	215	218	125
Mental: Admitted without E.R. Services	296	523	422

Related Disorder

Alcohol Use: E.R. Services, then Discharged	201	201	207
Alcohol Use: E.R. Services, then Admitted	143	142	138
Alcohol Use: Admitted without E.R. Services	189	198	189
Drug Use: E.R. Services, then Discharged	421	366	304
Drug Use: E.R. Services, then Admitted	209	178	176
Drug Use: Admitted without E.R. Services	267	287	282

Source: Missouri Department of Health and Senior Services. Hospital encounters are categorized based on ICD-10 diagnosis codes. Beginning with 2020 data, individuals with more than one encounter for a substance use or mental disorder are counted for each encounter they have during the calendar year. Related disorders are those that are listed with a secondary diagnosis.

JUVENILE PLACEMENTS

	2023	2022	2021
Total Out-of-Home Placements	222	233	253
Parent/Caretaker Alcohol Use Reported	7	17	13
Parent/Caretaker Drug Use Reported	88	106	118

Source: Missouri Department of Social Services, Children's Division. Multiple factors are often considered when a child is placed out of the home. Removals involving parental substance use conditions are included in this profile.

JUVENILE COURT REFERRALS

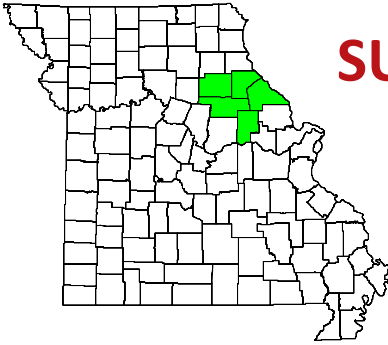
	2023	2022	2021
Child Abuse	46	29	40
Child Neglect	207	246	237
Child Custody Issues	1	6	6
Juvenile Violent Offenses	99	85	72
Juvenile Alcohol Offenses	18	19	2
Juvenile Drug Offenses	32	83	25
School Truancy	176	139	142
Absent from Home	15	24	19
Beyond Parental Control	118	111	119
Injurious Behavior	200	218	173

Source: Missouri Office of State Courts Administrator.

CRIMINAL JUSTICE

	FY 2024	FY 2023	FY 2022
Treatment Court Participants	182	177	148
Drug Conviction: Probation	146	169	151
Drug Conviction: Prison	98	111	125
Drug Conviction: Parole	124	132	136
DWI Conviction: Probation	15	15	11
DWI Conviction: Prison	1	5	1
DWI Conviction: Parole	0	3	3

Sources: Missouri Office of State Courts Administrator; Missouri Department of Corrections.



SUBSTANCE USE SERVICE AREA 15

Data on this page pertain to the map area shaded green.

DEMOGRAPHICS

	2023	2022	2021
Population Estimate	72,975	72,640	72,953
Labor Force	31,883	32,119	32,801
Employed	30,883	31,278	31,565
Unemployed	1,000	841	1,236
Unemployment Rate	3.1%	2.6%	3.8%
Median Household Income	-----		
Poverty Estimate, Individuals of All Ages	-----	10,354	10,262
Poverty Estimate, Children Under Age 18	-----	3,245	3,243

Source: U.S. Bureau of the Census.

BIRTHS AND DEATHS

	2023	2022	2021
Resident Births	757	762	832
Resident Deaths	921	1,020	986
Suicide	13	18	12
Homicide	3	5	0
Alcohol Induced Deaths	7	9	9
Drug Induced Deaths	15	22	15
Smoking Attributable Deaths	137	142	151

Source: Missouri Department of Health and Senior Services

IMPAIRED DRIVING

	2023	2022	2021
Alcohol Involved Fatal Crashes	3	1	5
Alcohol Involved Injury Crashes	16	17	30
Alcohol Involved Property Damage Crashes	27	24	35
Killed in Alcohol Involved Crashes	3	1	6
Injured in Alcohol Involved Crashes	19	24	43
Drug Involved Fatal Crashes	1	2	2
Drug Involved Injury Crashes	4	3	6
Drug Involved Property Damage Crashes	2	8	8
Killed in Drug Involved Crashes	1	2	2
Injured in Drug Involved Crashes	4	5	7

Source: Missouri Department of Public Safety, Missouri State Highway Patrol.

POLICE REPORTS

	2023	2022	2021
DUI Arrests, DWI Tracking System	209	224	218
Liquor Law Arrests	2	1	16
Drug Arrests	226	296	230
Violent Offenses	100	134	160
Domestic Violence Reports	291	280	365
Property Offenses	390	521	753

Source: Missouri Department of Public Safety, Missouri State Highway Patrol.

SCHOOL REPORTS

	2022-23	2021-22
Reported School Suspensions	123	102
Reported Substance Related Suspensions	25	10
Reported Violence or Weapon Suspensions	6	14
Enrollment Grades K-8	6,200	6,168
Enrollment Grades 9-12	2,928	2,943
Dropouts	23	34

Source: Missouri Department of Elementary and Secondary Education. County-level data are aggregated by school district. Reported suspensions and dropouts fewer than five (5) in a district are suppressed and represented as zero (0) in the county totals.

----- Indicates data not available

HOSPITAL / EMERGENCY ROOM

Principal Disorder	2022	2021	2020
Alcohol Use: E.R. Services, then Discharged	139	130	107
Alcohol Use: E.R. Services, then Admitted	36	28	22
Alcohol Use: Admitted without E.R. Services	16	29	15
Drug Use: E.R. Services, then Discharged	160	70	96
Drug Use: E.R. Services, then Admitted	54	17	19
Drug Use: Admitted without E.R. Services	19	14	13
Mental: E.R. Services, then Discharged	520	444	633
Mental: E.R. Services, then Admitted	314	330	404
Mental: Admitted without E.R. Services	299	335	398

Related Disorder

Alcohol Use: E.R. Services, then Discharged	170	110	133
Alcohol Use: E.R. Services, then Admitted	195	182	172
Alcohol Use: Admitted without E.R. Services	121	134	135
Drug Use: E.R. Services, then Discharged	276	236	264
Drug Use: E.R. Services, then Admitted	264	200	248
Drug Use: Admitted without E.R. Services	199	195	211

Source: Missouri Department of Health and Senior Services. Hospital encounters are categorized based on ICD-10 diagnosis codes. Beginning with 2020 data, individuals with more than one encounter for a substance use or mental disorder are counted for each encounter they have during the calendar year. Related disorders are those that are listed with a secondary diagnosis.

JUVENILE PLACEMENTS

	2023	2022	2021
Total Out-of-Home Placements	47	69	105
Parent/Caretaker Alcohol Use Reported	3	0	6
Parent/Caretaker Drug Use Reported	14	28	43

Source: Missouri Department of Social Services, Children's Division. Multiple factors are often considered when a child is placed out of the home. Removals involving parental substance use conditions are included in this profile.

JUVENILE COURT REFERRALS

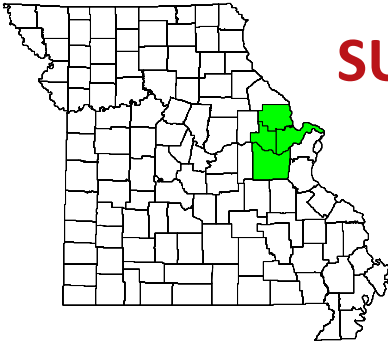
	2023	2022	2021
Child Abuse	21	34	29
Child Neglect	91	109	138
Child Custody Issues	8	16	7
Juvenile Violent Offenses	67	61	38
Juvenile Alcohol Offenses	6	6	6
Juvenile Drug Offenses	23	21	14
School Truancy	29	46	34
Absent from Home	51	41	30
Beyond Parental Control	40	44	25
Injurious Behavior	147	144	81

Source: Missouri Office of State Courts Administrator.

CRIMINAL JUSTICE

	FY 2024	FY 2023	FY 2022
Treatment Court Participants	72	72	62
Drug Conviction: Probation	139	125	124
Drug Conviction: Prison	84	78	110
Drug Conviction: Parole	108	94	111
DWI Conviction: Probation	16	9	8
DWI Conviction: Prison	4	5	5
DWI Conviction: Parole	2	1	3

Sources: Missouri Office of State Courts Administrator; Missouri Department of Corrections.



SUBSTANCE USE SERVICE AREA 16

Data on this page pertain to the map area shaded green.

DEMOGRAPHICS

	2023	2022	2021
Population Estimate	625,568	620,097	614,022
Labor Force	333,816	330,691	328,113
Employed	324,927	323,518	315,994
Unemployed	8,889	7,173	12,119
Unemployment Rate	2.7%	2.2%	3.7%
Median Household Income	-----		
Poverty Estimate, Individuals of All Ages	-----	39,614	39,712
Poverty Estimate, Children Under Age 18	-----	10,304	11,169

Source: U.S. Bureau of the Census.

BIRTHS AND DEATHS

	2023	2022	2021
Resident Births	6,290	6,687	6,578
Resident Deaths	5,611	6,013	6,066
Suicide	115	108	106
Homicide	31	22	13
Alcohol Induced Deaths	81	81	85
Drug Induced Deaths	184	200	204
Smoking Attributable Deaths	778	825	788

Source: Missouri Department of Health and Senior Services

IMPAIRED DRIVING

	2023	2022	2021
Alcohol Involved Fatal Crashes	11	14	18
Alcohol Involved Injury Crashes	171	166	194
Alcohol Involved Property Damage Crashes	329	347	373
Killed in Alcohol Involved Crashes	16	15	18
Injured in Alcohol Involved Crashes	237	213	254
Drug Involved Fatal Crashes	2	4	10
Drug Involved Injury Crashes	27	39	52
Drug Involved Property Damage Crashes	55	58	101
Killed in Drug Involved Crashes	4	4	10
Injured in Drug Involved Crashes	40	57	72

Source: Missouri Department of Public Safety, Missouri State Highway Patrol.

POLICE REPORTS

	2023	2022	2021
DUI Arrests, DWI Tracking System	2,193	2,221	2,187
Liquor Law Arrests	145	136	117
Drug Arrests	1,717	2,653	1,929
Violent Offenses	1,033	1,044	1,457
Domestic Violence Reports	2,326	2,457	2,506
Property Offenses	5,117	6,381	6,657

Source: Missouri Department of Public Safety, Missouri State Highway Patrol.

SCHOOL REPORTS

	2022-23	2021-22
Reported School Suspensions	1,363	945
Reported Substance Related Suspensions	514	297
Reported Violence or Weapon Suspensions	54	77
Enrollment Grades K-8	58,449	58,593
Enrollment Grades 9-12	28,392	28,042
Dropouts	337	395

Source: Missouri Department of Elementary and Secondary Education. County-level data are aggregated by school district. Reported suspensions and dropouts fewer than five (5) in a district are suppressed and represented as zero (0) in the county totals.

----- Indicates data not available

HOSPITAL / EMERGENCY ROOM

Principal Disorder	2022	2021	2020
Alcohol Use: E.R. Services, then Discharged	1,185	1,154	1,154
Alcohol Use: E.R. Services, then Admitted	537	470	397
Alcohol Use: Admitted without E.R. Services	436	462	402
Drug Use: E.R. Services, then Discharged	1,451	892	1,104
Drug Use: E.R. Services, then Admitted	439	152	170
Drug Use: Admitted without E.R. Services	387	396	359
Mental: E.R. Services, then Discharged	4,495	4,529	4,266
Mental: E.R. Services, then Admitted	2,786	3,541	3,456
Mental: Admitted without E.R. Services	2,855	3,227	3,064

Related Disorder

Alcohol Use: E.R. Services, then Discharged	1,255	1,229	1,408
Alcohol Use: E.R. Services, then Admitted	2,522	2,331	2,264
Alcohol Use: Admitted without E.R. Services	1,157	1,263	1,276
Drug Use: E.R. Services, then Discharged	2,357	1,957	2,050
Drug Use: E.R. Services, then Admitted	2,521	2,852	2,537
Drug Use: Admitted without E.R. Services	1,733	1,987	2,022

Source: Missouri Department of Health and Senior Services. Hospital encounters are categorized based on ICD-10 diagnosis codes. Beginning with 2020 data, individuals with more than one encounter for a substance use or mental disorder are counted for each encounter they have during the calendar year. Related disorders are those that are listed with a secondary diagnosis.

JUVENILE PLACEMENTS

	2023	2022	2021
Total Out-of-Home Placements	304	290	369
Parent/Caretaker Alcohol Use Reported	11	17	18
Parent/Caretaker Drug Use Reported	138	168	221

Source: Missouri Department of Social Services, Children's Division. Multiple factors are often considered when a child is placed out of the home. Removals involving parental substance use conditions are included in this profile.

JUVENILE COURT REFERRALS

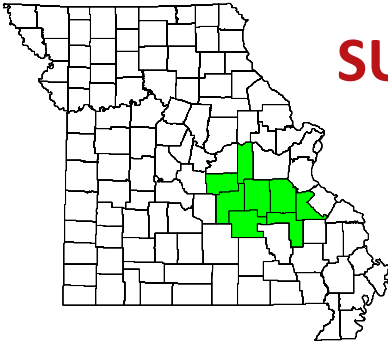
	2023	2022	2021
Child Abuse	165	106	37
Child Neglect	382	323	520
Child Custody Issues	46	37	38
Juvenile Violent Offenses	575	437	359
Juvenile Alcohol Offenses	57	57	35
Juvenile Drug Offenses	217	178	87
School Truancy	267	274	315
Absent from Home	216	189	250
Beyond Parental Control	43	21	17
Injurious Behavior	211	196	187

Source: Missouri Office of State Courts Administrator.

CRIMINAL JUSTICE

	FY 2024	FY 2023	FY 2022
Treatment Court Participants	574	485	407
Drug Conviction: Probation	661	501	511
Drug Conviction: Prison	210	243	256
Drug Conviction: Parole	258	326	321
DWI Conviction: Probation	127	116	124
DWI Conviction: Prison	24	41	39
DWI Conviction: Parole	18	28	35

Sources: Missouri Office of State Courts Administrator; Missouri Department of Corrections.



SUBSTANCE USE SERVICE AREA 17

Data on this page pertain to the map area shaded green.

DEMOGRAPHICS

	2023	2022	2021
Population Estimate	205,817	205,462	205,330
Labor Force	87,345	87,362	88,330
Employed	84,272	84,816	84,418
Unemployed	3,073	2,546	3,912
Unemployment Rate	3.5%	2.9%	4.4%
Median Household Income	-----		
Poverty Estimate, Individuals of All Ages	-----	33,566	33,199
Poverty Estimate, Children Under Age 18	-----	9,240	9,821

Source: U.S. Bureau of the Census.

BIRTHS AND DEATHS

	2023	2022	2021
Resident Births	2,040	2,078	2,098
Resident Deaths	2,855	2,998	3,255
Suicide	44	44	49
Homicide	9	9	15
Alcohol Induced Deaths	17	23	39
Drug Induced Deaths	106	107	145
Smoking Attributable Deaths	510	500	460

Source: Missouri Department of Health and Senior Services

IMPAIRED DRIVING

	2023	2022	2021
Alcohol Involved Fatal Crashes	5	12	12
Alcohol Involved Injury Crashes	93	79	66
Alcohol Involved Property Damage Crashes	124	97	131
Killed in Alcohol Involved Crashes	5	13	12
Injured in Alcohol Involved Crashes	115	116	83
Drug Involved Fatal Crashes	4	6	1
Drug Involved Injury Crashes	24	21	30
Drug Involved Property Damage Crashes	15	21	36
Killed in Drug Involved Crashes	8	7	1
Injured in Drug Involved Crashes	33	27	48

Source: Missouri Department of Public Safety, Missouri State Highway Patrol.

POLICE REPORTS

	2023	2022	2021
DUI Arrests, DWI Tracking System	669	648	746
Liquor Law Arrests	30	62	24
Drug Arrests	1,069	1,426	936
Violent Offenses	540	610	553
Domestic Violence Reports	1,330	1,236	1,128
Property Offenses	4,024	4,055	4,236

Source: Missouri Department of Public Safety, Missouri State Highway Patrol.

SCHOOL REPORTS

	2022-23	2021-22
Reported School Suspensions	479	353
Reported Substance Related Suspensions	105	95
Reported Violence or Weapon Suspensions	14	11
Enrollment Grades K-8	19,921	20,308
Enrollment Grades 9-12	9,834	9,732
Dropouts	95	129

Source: Missouri Department of Elementary and Secondary Education. County-level data are aggregated by school district. Reported suspensions and dropouts fewer than five (5) in a district are suppressed and represented as zero (0) in the county totals.

----- Indicates data not available

HOSPITAL / EMERGENCY ROOM

Principal Disorder	2022	2021	2020
Alcohol Use: E.R. Services, then Discharged	497	584	541
Alcohol Use: E.R. Services, then Admitted	84	93	99
Alcohol Use: Admitted without E.R. Services	119	123	111
Drug Use: E.R. Services, then Discharged	935	679	610
Drug Use: E.R. Services, then Admitted	112	51	72
Drug Use: Admitted without E.R. Services	253	164	165
Mental: E.R. Services, then Discharged	2,281	2,468	2,448
Mental: E.R. Services, then Admitted	360	604	813
Mental: Admitted without E.R. Services	1,901	1,912	1,651
Related Disorder			
Alcohol Use: E.R. Services, then Discharged	612	600	604
Alcohol Use: E.R. Services, then Admitted	546	439	602
Alcohol Use: Admitted without E.R. Services	747	737	587
Drug Use: E.R. Services, then Discharged	2,888	1,492	1,761
Drug Use: E.R. Services, then Admitted	772	700	909
Drug Use: Admitted without E.R. Services	1,499	1,352	1,194

Source: Missouri Department of Health and Senior Services. Hospital encounters are categorized based on ICD-10 diagnosis codes. Beginning with 2020 data, individuals with more than one encounter for a substance use or mental disorder are counted for each encounter they have during the calendar year. Related disorders are those that are listed with a secondary diagnosis.

JUVENILE PLACEMENTS

	2023	2022	2021
Total Out-of-Home Placements	404	436	493
Parent/Caretaker Alcohol Use Reported	30	23	19
Parent/Caretaker Drug Use Reported	232	244	287

Source: Missouri Department of Social Services, Children's Division. Multiple factors are often considered when a child is placed out of the home. Removals involving parental substance use conditions are included in this profile.

JUVENILE COURT REFERRALS

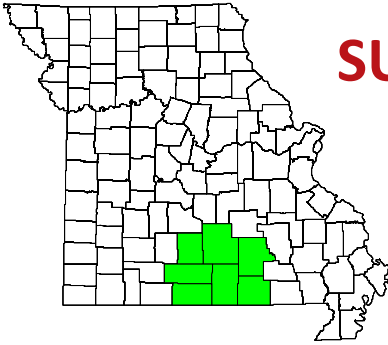
	2023	2022	2021
Child Abuse	30	103	95
Child Neglect	632	603	634
Child Custody Issues	13	11	22
Juvenile Violent Offenses	235	195	154
Juvenile Alcohol Offenses	33	41	20
Juvenile Drug Offenses	42	68	30
School Truancy	71	99	119
Absent from Home	48	20	28
Beyond Parental Control	79	74	95
Injurious Behavior	291	233	219

Source: Missouri Office of State Courts Administrator.

CRIMINAL JUSTICE

	FY 2024	FY 2023	FY 2022
Treatment Court Participants	164	196	219
Drug Conviction: Probation	313	328	405
Drug Conviction: Prison	254	266	360
Drug Conviction: Parole	319	331	366
DWI Conviction: Probation	44	32	48
DWI Conviction: Prison	8	15	17
DWI Conviction: Parole	11	12	17

Sources: Missouri Office of State Courts Administrator; Missouri Department of Corrections.



SUBSTANCE USE SERVICE AREA 18

Data on this page pertain to the map area shaded green.

DEMOGRAPHICS

	2023	2022	2021
Population Estimate	122,913	121,963	119,765
Labor Force	48,527	47,995	48,570
Employed	46,708	46,552	46,275
Unemployed	1,819	1,443	2,295
Unemployment Rate	3.7%	3.0%	4.7%
Median Household Income	-----		
Poverty Estimate, Individuals of All Ages	-----	23,856	23,503
Poverty Estimate, Children Under Age 18	-----	7,659	7,773

Source: U.S. Bureau of the Census.

BIRTHS AND DEATHS

	2023	2022	2021
Resident Births	1,423	1,379	1,410
Resident Deaths	1,794	2,021	2,087
Suicide	25	36	30
Homicide	8	10	1
Alcohol Induced Deaths	16	20	20
Drug Induced Deaths	38	35	27
Smoking Attributable Deaths	320	311	294

Source: Missouri Department of Health and Senior Services

IMPAIRED DRIVING

	2023	2022	2021
Alcohol Involved Fatal Crashes	9	6	5
Alcohol Involved Injury Crashes	64	50	59
Alcohol Involved Property Damage Crashes	68	43	46
Killed in Alcohol Involved Crashes	9	6	6
Injured in Alcohol Involved Crashes	96	67	91
Drug Involved Fatal Crashes	2	1	1
Drug Involved Injury Crashes	12	7	9
Drug Involved Property Damage Crashes	9	12	21
Killed in Drug Involved Crashes	2	1	1
Injured in Drug Involved Crashes	18	9	12

Source: Missouri Department of Public Safety, Missouri State Highway Patrol.

POLICE REPORTS

	2023	2022	2021
DUI Arrests, DWI Tracking System	534	448	466
Liquor Law Arrests	15	21	28
Drug Arrests	348	590	323
Violent Offenses	300	352	360
Domestic Violence Reports	739	723	742
Property Offenses	1,167	1,285	1,549

Source: Missouri Department of Public Safety, Missouri State Highway Patrol.

SCHOOL REPORTS

	2022-23	2021-22
Reported School Suspensions	206	134
Reported Substance Related Suspensions	75	22
Reported Violence or Weapon Suspensions	5	0
Enrollment Grades K-8	12,654	12,649
Enrollment Grades 9-12	5,841	5,893
Dropouts	5	26

Source: Missouri Department of Elementary and Secondary Education. County-level data are aggregated by school district. Reported suspensions and dropouts fewer than five (5) in a district are suppressed and represented as zero (0) in the county totals.

----- Indicates data not available

HOSPITAL / EMERGENCY ROOM

Principal Disorder	2022	2021	2020
Alcohol Use: E.R. Services, then Discharged	238	270	264
Alcohol Use: E.R. Services, then Admitted	63	73	69
Alcohol Use: Admitted without E.R. Services	82	96	149
Drug Use: E.R. Services, then Discharged	291	159	200
Drug Use: E.R. Services, then Admitted	27	11	26
Drug Use: Admitted without E.R. Services	143	89	97
Mental: E.R. Services, then Discharged	953	839	867
Mental: E.R. Services, then Admitted	168	186	210
Mental: Admitted without E.R. Services	823	1,102	1,121

Related Disorder

Alcohol Use: E.R. Services, then Discharged	292	206	233
Alcohol Use: E.R. Services, then Admitted	198	189	195
Alcohol Use: Admitted without E.R. Services	446	513	485
Drug Use: E.R. Services, then Discharged	421	346	324
Drug Use: E.R. Services, then Admitted	266	252	256
Drug Use: Admitted without E.R. Services	628	823	651

Source: Missouri Department of Health and Senior Services. Hospital encounters are categorized based on ICD-10 diagnosis codes. Beginning with 2020 data, individuals with more than one encounter for a substance use or mental disorder are counted for each encounter they have during the calendar year. Related disorders are those that are listed with a secondary diagnosis.

JUVENILE PLACEMENTS

	2023	2022	2021
Total Out-of-Home Placements	184	176	293
Parent/Caretaker Alcohol Use Reported	12	21	10
Parent/Caretaker Drug Use Reported	45	80	122

Source: Missouri Department of Social Services, Children's Division. Multiple factors are often considered when a child is placed out of the home. Removals involving parental substance use conditions are included in this profile.

JUVENILE COURT REFERRALS

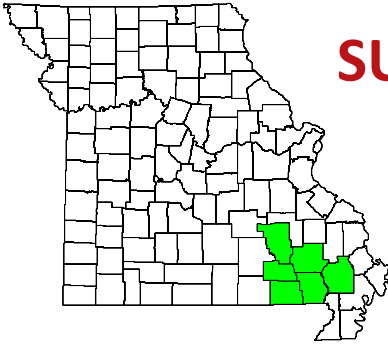
	2023	2022	2021
Child Abuse	94	70	104
Child Neglect	269	199	370
Child Custody Issues	59	81	99
Juvenile Violent Offenses	91	82	55
Juvenile Alcohol Offenses	21	19	5
Juvenile Drug Offenses	19	66	18
School Truancy	273	265	135
Absent from Home	94	51	58
Beyond Parental Control	38	24	33
Injurious Behavior	217	232	169

Source: Missouri Office of State Courts Administrator.

CRIMINAL JUSTICE

	FY 2024	FY 2023	FY 2022
Treatment Court Participants	193	169	162
Drug Conviction: Probation	263	330	323
Drug Conviction: Prison	155	149	176
Drug Conviction: Parole	165	178	205
DWI Conviction: Probation	21	23	22
DWI Conviction: Prison	13	16	21
DWI Conviction: Parole	9	13	17

Sources: Missouri Office of State Courts Administrator; Missouri Department of Corrections.



SUBSTANCE USE SERVICE AREA 19

Data on this page pertain to the map area shaded green.

DEMOGRAPHICS

	2023	2022	2021
Population Estimate	103,215	103,325	103,579
Labor Force	45,620	46,048	46,779
Employed	43,720	44,646	44,558
Unemployed	1,900	1,402	2,221
Unemployment Rate	4.2%	3.0%	4.7%
Median Household Income	-----		
Poverty Estimate, Individuals of All Ages	-----	19,618	19,913
Poverty Estimate, Children Under Age 18	-----	5,996	6,335

Source: U.S. Bureau of the Census.

BIRTHS AND DEATHS

	2023	2022	2021
Resident Births	1,208	1,206	1,272
Resident Deaths	1,564	1,720	1,849
Suicide	22	24	20
Homicide	4	7	9
Alcohol Induced Deaths	13	22	18
Drug Induced Deaths	17	34	33
Smoking Attributable Deaths	313	318	283

Source: Missouri Department of Health and Senior Services

IMPAIRED DRIVING

	2023	2022	2021
Alcohol Involved Fatal Crashes	5	1	5
Alcohol Involved Injury Crashes	37	39	48
Alcohol Involved Property Damage Crashes	51	51	74
Killed in Alcohol Involved Crashes	7	1	5
Injured in Alcohol Involved Crashes	51	56	72
Drug Involved Fatal Crashes	1	2	2
Drug Involved Injury Crashes	10	5	13
Drug Involved Property Damage Crashes	10	14	22
Killed in Drug Involved Crashes	3	2	2
Injured in Drug Involved Crashes	13	7	14

Source: Missouri Department of Public Safety, Missouri State Highway Patrol.

POLICE REPORTS

	2023	2022	2021
DUI Arrests, DWI Tracking System	346	350	347
Liquor Law Arrests	2	2	4
Drug Arrests	231	382	379
Violent Offenses	234	287	427
Domestic Violence Reports	798	725	706
Property Offenses	1,124	1,400	1,881

Source: Missouri Department of Public Safety, Missouri State Highway Patrol.

SCHOOL REPORTS

	2022-23	2021-22
Reported School Suspensions	292	251
Reported Substance Related Suspensions	70	39
Reported Violence or Weapon Suspensions	49	36
Enrollment Grades K-8	11,498	11,681
Enrollment Grades 9-12	4,965	4,988
Dropouts	46	60

Source: Missouri Department of Elementary and Secondary Education. County-level data are aggregated by school district. Reported suspensions and dropouts fewer than five (5) in a district are suppressed and represented as zero (0) in the county totals.

----- Indicates data not available

HOSPITAL / EMERGENCY ROOM

Principal Disorder	2022	2021	2020
Alcohol Use: E.R. Services, then Discharged	165	220	253
Alcohol Use: E.R. Services, then Admitted	13	56	62
Alcohol Use: Admitted without E.R. Services	74	40	41
Drug Use: E.R. Services, then Discharged	309	347	395
Drug Use: E.R. Services, then Admitted	22	69	148
Drug Use: Admitted without E.R. Services	109	27	71
Mental: E.R. Services, then Discharged	959	1,200	1,358
Mental: E.R. Services, then Admitted	124	948	670
Mental: Admitted without E.R. Services	1,427	791	1,000

Related Disorder

Alcohol Use: E.R. Services, then Discharged	268	272	279
Alcohol Use: E.R. Services, then Admitted	90	458	409
Alcohol Use: Admitted without E.R. Services	442	196	329
Drug Use: E.R. Services, then Discharged	1,385	834	669
Drug Use: E.R. Services, then Admitted	206	1,083	829
Drug Use: Admitted without E.R. Services	1,320	487	686

Source: Missouri Department of Health and Senior Services. Hospital encounters are categorized based on ICD-10 diagnosis codes. Beginning with 2020 data, individuals with more than one encounter for a substance use or mental disorder are counted for each encounter they have during the calendar year. Related disorders are those that are listed with a secondary diagnosis.

JUVENILE PLACEMENTS

	2023	2022	2021
Total Out-of-Home Placements	325	358	390
Parent/Caretaker Alcohol Use Reported	11	14	17
Parent/Caretaker Drug Use Reported	154	195	206

Source: Missouri Department of Social Services, Children's Division. Multiple factors are often considered when a child is placed out of the home. Removals involving parental substance use conditions are included in this profile.

JUVENILE COURT REFERRALS

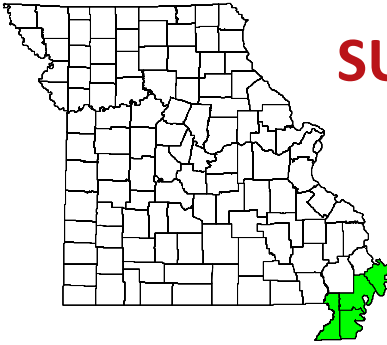
	2023	2022	2021
Child Abuse	41	44	37
Child Neglect	425	529	595
Child Custody Issues	81	93	112
Juvenile Violent Offenses	176	140	135
Juvenile Alcohol Offenses	9	30	11
Juvenile Drug Offenses	64	77	37
School Truancy	60	39	70
Absent from Home	82	65	80
Beyond Parental Control	41	21	29
Injurious Behavior	37	55	35

Source: Missouri Office of State Courts Administrator.

CRIMINAL JUSTICE

	FY 2024	FY 2023	FY 2022
Treatment Court Participants	188	166	173
Drug Conviction: Probation	270	311	318
Drug Conviction: Prison	188	236	244
Drug Conviction: Parole	264	254	226
DWI Conviction: Probation	15	8	14
DWI Conviction: Prison	11	7	7
DWI Conviction: Parole	12	8	5

Sources: Missouri Office of State Courts Administrator; Missouri Department of Corrections.



SUBSTANCE USE SERVICE AREA 20

Data on this page pertain to the map area shaded green.

DEMOGRAPHICS

	2023	2022	2021
Population Estimate	68,891	69,630	71,129
Labor Force	30,069	29,922	31,120
Employed	28,740	28,858	29,339
Unemployed	1,329	1,064	1,781
Unemployment Rate	4.4%	3.6%	5.7%
Median Household Income	-----		
Poverty Estimate, Individuals of All Ages	-----	16,601	15,657
Poverty Estimate, Children Under Age 18	-----	5,746	5,517

Source: U.S. Bureau of the Census.

BIRTHS AND DEATHS

	2023	2022	2021
Resident Births	849	854	918
Resident Deaths	1,135	1,272	1,334
Suicide	6	13	10
Homicide	4	6	6
Alcohol Induced Deaths	4	8	10
Drug Induced Deaths	16	16	17
Smoking Attributable Deaths	220	240	226

Source: Missouri Department of Health and Senior Services

IMPAIRED DRIVING

	2023	2022	2021
Alcohol Involved Fatal Crashes	0	4	0
Alcohol Involved Injury Crashes	27	16	24
Alcohol Involved Property Damage Crashes	38	38	43
Killed in Alcohol Involved Crashes	0	4	0
Injured in Alcohol Involved Crashes	41	26	28
Drug Involved Fatal Crashes	1	1	2
Drug Involved Injury Crashes	12	8	13
Drug Involved Property Damage Crashes	10	13	19
Killed in Drug Involved Crashes	2	1	2
Injured in Drug Involved Crashes	15	12	18

Source: Missouri Department of Public Safety, Missouri State Highway Patrol.

POLICE REPORTS

	2023	2022	2021
DUI Arrests, DWI Tracking System	351	353	315
Liquor Law Arrests	9	8	9
Drug Arrests	445	569	325
Violent Offenses	317	283	512
Domestic Violence Reports	517	560	644
Property Offenses	1,279	1,490	1,695

Source: Missouri Department of Public Safety, Missouri State Highway Patrol.

SCHOOL REPORTS

	2022-23	2021-22
Reported School Suspensions	273	193
Reported Substance Related Suspensions	22	0
Reported Violence or Weapon Suspensions	0	0
Enrollment Grades K-8	8,007	8,252
Enrollment Grades 9-12	3,514	3,597
Dropouts	30	43

Source: Missouri Department of Elementary and Secondary Education. County-level data are aggregated by school district. Reported suspensions and dropouts fewer than five (5) in a district are suppressed and represented as zero (0) in the county totals.

----- Indicates data not available

HOSPITAL / EMERGENCY ROOM

Principal Disorder	2022	2021	2020
Alcohol Use: E.R. Services, then Discharged	65	85	104
Alcohol Use: E.R. Services, then Admitted	1	15	16
Alcohol Use: Admitted without E.R. Services	15	37	28
Drug Use: E.R. Services, then Discharged	257	208	206
Drug Use: E.R. Services, then Admitted	11	20	42
Drug Use: Admitted without E.R. Services	46	39	67
Mental: E.R. Services, then Discharged	389	624	661
Mental: E.R. Services, then Admitted	32	249	191
Mental: Admitted without E.R. Services	700	777	869

Related Disorder

Alcohol Use: E.R. Services, then Discharged	178	148	134
Alcohol Use: E.R. Services, then Admitted	37	66	80
Alcohol Use: Admitted without E.R. Services	194	248	270
Drug Use: E.R. Services, then Discharged	558	585	465
Drug Use: E.R. Services, then Admitted	69	224	185
Drug Use: Admitted without E.R. Services	640	661	606

Source: Missouri Department of Health and Senior Services. Hospital encounters are categorized based on ICD-10 diagnosis codes. Beginning with 2020 data, individuals with more than one encounter for a substance use or mental disorder are counted for each encounter they have during the calendar year. Related disorders are those that are listed with a secondary diagnosis.

JUVENILE PLACEMENTS

	2023	2022	2021
Total Out-of-Home Placements	214	206	160
Parent/Caretaker Alcohol Use Reported	3	4	8
Parent/Caretaker Drug Use Reported	110	127	99

Source: Missouri Department of Social Services, Children's Division. Multiple factors are often considered when a child is placed out of the home. Removals involving parental substance use conditions are included in this profile.

JUVENILE COURT REFERRALS

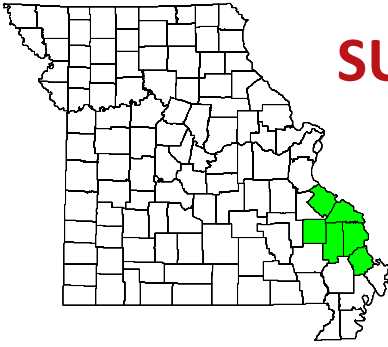
	2023	2022	2021
Child Abuse	61	44	38
Child Neglect	277	381	322
Child Custody Issues	9	4	1
Juvenile Violent Offenses	113	90	91
Juvenile Alcohol Offenses	0	3	1
Juvenile Drug Offenses	26	38	40
School Truancy	112	167	171
Absent from Home	26	43	32
Beyond Parental Control	104	77	92
Injurious Behavior	204	161	114

Source: Missouri Office of State Courts Administrator.

CRIMINAL JUSTICE

	FY 2024	FY 2023	FY 2022
Treatment Court Participants	202	163	134
Drug Conviction: Probation	260	288	287
Drug Conviction: Prison	149	143	183
Drug Conviction: Parole	226	238	186
DWI Conviction: Probation	16	17	14
DWI Conviction: Prison	12	8	5
DWI Conviction: Parole	5	6	3

Sources: Missouri Office of State Courts Administrator; Missouri Department of Corrections.



SUBSTANCE USE SERVICE AREA 21

Data on this page pertain to the map area shaded green.

DEMOGRAPHICS

	2023	2022	2021
Population Estimate	181,707	181,512	180,779
Labor Force	90,046	89,777	90,475
Employed	87,483	87,703	87,147
Unemployed	2,563	2,074	3,328
Unemployment Rate	2.8%	2.3%	3.7%
Median Household Income	-----		
Poverty Estimate, Individuals of All Ages	-----	24,690	22,649
Poverty Estimate, Children Under Age 18	-----	7,178	6,643

Source: U.S. Bureau of the Census.

BIRTHS AND DEATHS

	2023	2022	2021
Resident Births	1,984	2,015	2,013
Resident Deaths	2,102	2,229	2,362
Suicide	36	30	24
Homicide	13	13	4
Alcohol Induced Deaths	14	8	8
Drug Induced Deaths	31	33	38
Smoking Attributable Deaths	343	365	374

Source: Missouri Department of Health and Senior Services

IMPAIRED DRIVING

	2023	2022	2021
Alcohol Involved Fatal Crashes	4	8	3
Alcohol Involved Injury Crashes	53	60	69
Alcohol Involved Property Damage Crashes	88	96	112
Killed in Alcohol Involved Crashes	4	8	3
Injured in Alcohol Involved Crashes	73	80	91
Drug Involved Fatal Crashes	1	2	2
Drug Involved Injury Crashes	8	10	15
Drug Involved Property Damage Crashes	16	23	27
Killed in Drug Involved Crashes	1	2	3
Injured in Drug Involved Crashes	9	16	28

Source: Missouri Department of Public Safety, Missouri State Highway Patrol.

POLICE REPORTS

	2023	2022	2021
DUI Arrests, DWI Tracking System	657	574	601
Liquor Law Arrests	43	30	21
Drug Arrests	677	967	864
Violent Offenses	784	800	827
Domestic Violence Reports	1,097	1,093	1,167
Property Offenses	2,680	2,579	2,869

Source: Missouri Department of Public Safety, Missouri State Highway Patrol.

SCHOOL REPORTS

	2022-23	2021-22
Reported School Suspensions	358	355
Reported Substance Related Suspensions	157	50
Reported Violence or Weapon Suspensions	79	7
Enrollment Grades K-8	16,446	16,542
Enrollment Grades 9-12	7,724	7,750
Dropouts	79	105

Source: Missouri Department of Elementary and Secondary Education. County-level data are aggregated by school district. Reported suspensions and dropouts fewer than five (5) in a district are suppressed and represented as zero (0) in the county totals.

----- Indicates data not available

HOSPITAL / EMERGENCY ROOM

Principal Disorder	2022	2021	2020
Alcohol Use: E.R. Services, then Discharged	374	471	431
Alcohol Use: E.R. Services, then Admitted	43	47	33
Alcohol Use: Admitted without E.R. Services	73	90	80
Drug Use: E.R. Services, then Discharged	533	440	456
Drug Use: E.R. Services, then Admitted	47	25	28
Drug Use: Admitted without E.R. Services	100	65	101
Mental: E.R. Services, then Discharged	1,393	1,936	1,863
Mental: E.R. Services, then Admitted	126	312	206
Mental: Admitted without E.R. Services	1,599	1,473	1,387

Related Disorder

Alcohol Use: E.R. Services, then Discharged	420	452	457
Alcohol Use: E.R. Services, then Admitted	222	222	246
Alcohol Use: Admitted without E.R. Services	497	522	563
Drug Use: E.R. Services, then Discharged	3,004	2,186	1,714
Drug Use: E.R. Services, then Admitted	295	349	245
Drug Use: Admitted without E.R. Services	1,194	1,110	1,021

Source: Missouri Department of Health and Senior Services. Hospital encounters are categorized based on ICD-10 diagnosis codes. Beginning with 2020 data, individuals with more than one encounter for a substance use or mental disorder are counted for each encounter they have during the calendar year. Related disorders are those that are listed with a secondary diagnosis.

JUVENILE PLACEMENTS

	2023	2022	2021
Total Out-of-Home Placements	166	216	333
Parent/Caretaker Alcohol Use Reported	17	1	11
Parent/Caretaker Drug Use Reported	74	135	193

Source: Missouri Department of Social Services, Children's Division. Multiple factors are often considered when a child is placed out of the home. Removals involving parental substance use conditions are included in this profile.

JUVENILE COURT REFERRALS

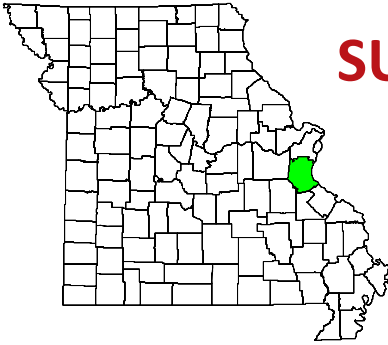
	2023	2022	2021
Child Abuse	66	53	46
Child Neglect	391	422	473
Child Custody Issues	2	5	2
Juvenile Violent Offenses	219	264	158
Juvenile Alcohol Offenses	18	22	9
Juvenile Drug Offenses	41	36	43
School Truancy	386	244	133
Absent from Home	105	91	102
Beyond Parental Control	45	35	60
Injurious Behavior	282	266	174

Source: Missouri Office of State Courts Administrator.

CRIMINAL JUSTICE

	FY 2024	FY 2023	FY 2022
Treatment Court Participants	157	176	191
Drug Conviction: Probation	327	326	386
Drug Conviction: Prison	248	260	289
Drug Conviction: Parole	309	286	296
DWI Conviction: Probation	21	24	27
DWI Conviction: Prison	5	17	19
DWI Conviction: Parole	14	14	12

Sources: Missouri Office of State Courts Administrator; Missouri Department of Corrections.



SUBSTANCE USE SERVICE AREA 22

Data on this page pertain to the map area shaded green.

DEMOGRAPHICS

	2023	2022	2021
Population Estimate	231,230	229,336	227,934
Labor Force	119,291	118,310	117,556
Employed	115,930	115,524	112,790
Unemployed	3,361	2,786	4,766
Unemployment Rate	2.8%	2.4%	4.1%
Median Household Income	-----		
Poverty Estimate, Individuals of All Ages	-----	20,356	19,654
Poverty Estimate, Children Under Age 18	-----	5,150	5,585

Source: U.S. Bureau of the Census.

BIRTHS AND DEATHS

	2023	2022	2021
Resident Births	2,368	2,326	2,414
Resident Deaths	2,329	2,553	2,527
Suicide	38	58	50
Homicide	4	12	13
Alcohol Induced Deaths	34	29	32
Drug Induced Deaths	72	108	129
Smoking Attributable Deaths	362	387	375

Source: Missouri Department of Health and Senior Services

IMPAIRED DRIVING

	2023	2022	2021
Alcohol Involved Fatal Crashes	3	4	10
Alcohol Involved Injury Crashes	67	74	59
Alcohol Involved Property Damage Crashes	113	123	121
Killed in Alcohol Involved Crashes	3	4	12
Injured in Alcohol Involved Crashes	93	95	82
Drug Involved Fatal Crashes	1	0	7
Drug Involved Injury Crashes	15	20	24
Drug Involved Property Damage Crashes	27	34	33
Killed in Drug Involved Crashes	1	0	7
Injured in Drug Involved Crashes	18	23	39

Source: Missouri Department of Public Safety, Missouri State Highway Patrol.

POLICE REPORTS

	2023	2022	2021
DUI Arrests, DWI Tracking System	833	703	800
Liquor Law Arrests	27	29	35
Drug Arrests	654	932	611
Violent Offenses	661	622	680
Domestic Violence Reports	1,380	1,289	1,155
Property Offenses	2,417	2,820	3,047

Source: Missouri Department of Public Safety, Missouri State Highway Patrol.

SCHOOL REPORTS

	2022-23	2021-22
Reported School Suspensions	649	525
Reported Substance Related Suspensions	244	180
Reported Violence or Weapon Suspensions	13	25
Enrollment Grades K-8	22,692	21,922
Enrollment Grades 9-12	11,233	10,621
Dropouts	282	171

Source: Missouri Department of Elementary and Secondary Education. County-level data are aggregated by school district. Reported suspensions and dropouts fewer than five (5) in a district are suppressed and represented as zero (0) in the county totals.

----- Indicates data not available

HOSPITAL / EMERGENCY ROOM

Principal Disorder	2022	2021	2020
Alcohol Use: E.R. Services, then Discharged	338	364	390
Alcohol Use: E.R. Services, then Admitted	230	180	147
Alcohol Use: Admitted without E.R. Services	81	70	65
Drug Use: E.R. Services, then Discharged	565	405	418
Drug Use: E.R. Services, then Admitted	214	94	87
Drug Use: Admitted without E.R. Services	91	72	88
Mental: E.R. Services, then Discharged	1,598	1,668	1,609
Mental: E.R. Services, then Admitted	1,350	1,760	1,756
Mental: Admitted without E.R. Services	671	676	753

Related Disorder

Alcohol Use: E.R. Services, then Discharged	419	289	354
Alcohol Use: E.R. Services, then Admitted	1,121	1,017	1,040
Alcohol Use: Admitted without E.R. Services	282	260	253
Drug Use: E.R. Services, then Discharged	1,149	548	608
Drug Use: E.R. Services, then Admitted	1,527	1,584	1,426
Drug Use: Admitted without E.R. Services	579	564	567

Source: Missouri Department of Health and Senior Services. Hospital encounters are categorized based on ICD-10 diagnosis codes. Beginning with 2020 data, individuals with more than one encounter for a substance use or mental disorder are counted for each encounter they have during the calendar year. Related disorders are those that are listed with a secondary diagnosis.

JUVENILE PLACEMENTS

	2023	2022	2021
Total Out-of-Home Placements	211	303	234
Parent/Caretaker Alcohol Use Reported	17	16	7
Parent/Caretaker Drug Use Reported	105	152	142

Source: Missouri Department of Social Services, Children's Division. Multiple factors are often considered when a child is placed out of the home. Removals involving parental substance use conditions are included in this profile.

JUVENILE COURT REFERRALS

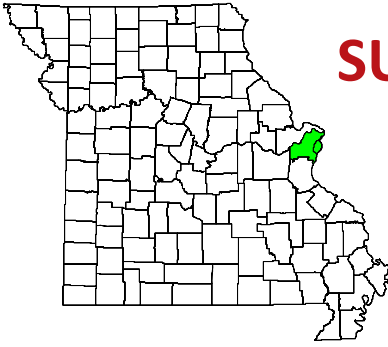
	2023	2022	2021
Child Abuse	415	397	100
Child Neglect	154	213	198
Child Custody Issues	93	140	68
Juvenile Violent Offenses	434	344	252
Juvenile Alcohol Offenses	31	24	21
Juvenile Drug Offenses	67	163	53
School Truancy	131	175	140
Absent from Home	156	137	105
Beyond Parental Control	48	57	60
Injurious Behavior	277	112	84

Source: Missouri Office of State Courts Administrator.

CRIMINAL JUSTICE

	FY 2024	FY 2023	FY 2022
Treatment Court Participants	59	79	65
Drug Conviction: Probation	273	337	415
Drug Conviction: Prison	135	139	177
Drug Conviction: Parole	204	225	213
DWI Conviction: Probation	42	36	47
DWI Conviction: Prison	15	8	14
DWI Conviction: Parole	20	21	20

Sources: Missouri Office of State Courts Administrator; Missouri Department of Corrections.



SUBSTANCE USE SERVICE AREAS 23-25

Data on this page pertain to the map area shaded green.

DEMOGRAPHICS

	2023	2022	2021
Population Estimate	1,268,813	1,276,992	1,291,789
Labor Force	683,101	676,593	676,618
Employed	661,823	659,097	643,356
Unemployed	21,278	17,496	33,262
Unemployment Rate	3.1%	2.6%	4.9%
Median Household Income	-----		
Poverty Estimate, Individuals of All Ages	-----	160,664	163,196
Poverty Estimate, Children Under Age 18	-----	47,015	46,099

Source: U.S. Bureau of the Census.

BIRTHS AND DEATHS

	2023	2022	2021
Resident Births	12,935	13,819	14,201
Resident Deaths	13,687	14,583	14,793
Suicide	205	208	185
Homicide	260	340	335
Alcohol Induced Deaths	165	223	180
Drug Induced Deaths	627	721	712
Smoking Attributable Deaths	1,655	1,637	1,670

Source: Missouri Department of Health and Senior Services

IMPAIRED DRIVING

	2023	2022	2021
Alcohol Involved Fatal Crashes	10	11	1
Alcohol Involved Injury Crashes	277	239	268
Alcohol Involved Property Damage Crashes	362	398	407
Killed in Alcohol Involved Crashes	11	12	21
Injured in Alcohol Involved Crashes	413	351	402
Drug Involved Fatal Crashes	6	9	17
Drug Involved Injury Crashes	69	78	96
Drug Involved Property Damage Crashes	54	71	107
Killed in Drug Involved Crashes	7	10	18
Injured in Drug Involved Crashes	114	109	146

Source: Missouri Department of Public Safety, Missouri State Highway Patrol.

POLICE REPORTS

	2023	2022	2021
DUI Arrests, DWI Tracking System	2,465	2,430	2,320
Liquor Law Arrests	318	306	359
Drug Arrests	3,912	5,626	5,169
Violent Offenses	7,893	8,225	9,276
Domestic Violence Reports	6,859	6,256	6,662
Property Offenses	40,096	44,506	39,050

Source: Missouri Department of Public Safety, Missouri State Highway Patrol.

SCHOOL REPORTS

	2022-23	2021-22
Reported School Suspensions	4,338	4,742
Reported Substance Related Suspensions	609	641
Reported Violence or Weapon Suspensions	524	468
Enrollment Grades K-8	109,231	111,101
Enrollment Grades 9-12	50,238	50,767
Dropouts	1,479	1,512

Source: Missouri Department of Elementary and Secondary Education. County-level data are aggregated by school district. Reported suspensions and dropouts fewer than five (5) in a district are suppressed and represented as zero (0) in the county totals.

----- Indicates data not available

HOSPITAL / EMERGENCY ROOM

Principal Disorder	2022	2021	2020
Alcohol Use: E.R. Services, then Discharged	3,604	3,538	3,605
Alcohol Use: E.R. Services, then Admitted	1,543	1,426	1,347
Alcohol Use: Admitted without E.R. Services	630	777	631
Drug Use: E.R. Services, then Discharged	5,341	3,310	3,905
Drug Use: E.R. Services, then Admitted	1,752	829	919
Drug Use: Admitted without E.R. Services	747	812	774
Mental: E.R. Services, then Discharged	11,761	10,589	10,628
Mental: E.R. Services, then Admitted	7,635	9,135	9,310
Mental: Admitted without E.R. Services	4,819	5,409	4,944

Related Disorder

Alcohol Use: E.R. Services, then Discharged	3,232	3,114	3,492
Alcohol Use: E.R. Services, then Admitted	7,138	6,573	6,565
Alcohol Use: Admitted without E.R. Services	1,919	2,298	2,110
Drug Use: E.R. Services, then Discharged	8,389	6,585	8,443
Drug Use: E.R. Services, then Admitted	9,096	9,406	9,397
Drug Use: Admitted without E.R. Services	3,793	4,943	4,598

Source: Missouri Department of Health and Senior Services. Hospital encounters are categorized based on ICD-10 diagnosis codes. Beginning with 2020 data, individuals with more than one encounter for a substance use or mental disorder are counted for each encounter they have during the calendar year. Related disorders are those that are listed with a secondary diagnosis.

JUVENILE PLACEMENTS

	2023	2022	2021
Total Out-of-Home Placements	717	712	701
Parent/Caretaker Alcohol Use Reported	20	14	15
Parent/Caretaker Drug Use Reported	289	292	286

Source: Missouri Department of Social Services, Children's Division. Multiple factors are often considered when a child is placed out of the home. Removals involving parental substance use conditions are included in this profile.

JUVENILE COURT REFERRALS

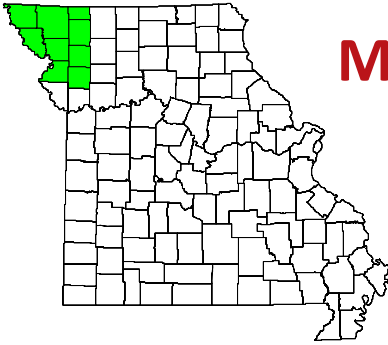
	2023	2022	2021
Child Abuse	223	272	417
Child Neglect	861	887	967
Child Custody Issues	282	229	262
Juvenile Violent Offenses	1,142	1,051	702
Juvenile Alcohol Offenses	35	42	20
Juvenile Drug Offenses	171	262	172
School Truancy	332	280	135
Absent from Home	853	823	605
Beyond Parental Control	8	6	24
Injurious Behavior	48	37	47

Source: Missouri Office of State Courts Administrator.

CRIMINAL JUSTICE

	FY 2024	FY 2023	FY 2022
Treatment Court Participants	529	518	527
Drug Conviction: Probation	229	299	317
Drug Conviction: Prison	64	74	133
Drug Conviction: Parole	140	170	228
DWI Conviction: Probation	51	71	78
DWI Conviction: Prison	4	5	6
DWI Conviction: Parole	5	6	15

Sources: Missouri Office of State Courts Administrator; Missouri Department of Corrections.



MENTAL HEALTH SERVICE AREA 1

Data on this page pertain to the map area shaded green.

DEMOGRAPHICS

	2023	2022	2021
Population Estimate	170,774	171,900	173,220
Labor Force	86,927	86,361	88,252
Employed	84,472	84,314	85,003
Unemployed	2,455	2,047	3,249
Unemployment Rate	2.8%	2.4%	3.7%
Median Household Income	-----		
Poverty Estimate, Individuals of All Ages	-----	24,854	24,782
Poverty Estimate, Children Under Age 18	-----	6,401	6,672

Source: U.S. Bureau of the Census.

BIRTHS AND DEATHS

	2023	2022	2021
Resident Births	1,879	1,885	1,888
Resident Deaths	2,110	2,155	2,170
Suicide	40	25	29
Homicide	6	6	11
Alcohol Induced Deaths	26	27	33
Drug Induced Deaths	51	55	44
Smoking Attributable Deaths	335	336	360

Source: Missouri Department of Health and Senior Services

IMPAIRED DRIVING

	2023	2022	2021
Alcohol Involved Fatal Crashes	4	8	8
Alcohol Involved Injury Crashes	60	60	76
Alcohol Involved Property Damage Crashes	78	100	115
Killed in Alcohol Involved Crashes	4	8	8
Injured in Alcohol Involved Crashes	98	84	104
Drug Involved Fatal Crashes	1	5	4
Drug Involved Injury Crashes	25	20	27
Drug Involved Property Damage Crashes	23	12	33
Killed in Drug Involved Crashes	1	5	4
Injured in Drug Involved Crashes	40	32	48

Source: Missouri Department of Public Safety, Missouri State Highway Patrol.

POLICE REPORTS

	2023	2022	2021
DUI Arrests, DWI Tracking System	1,013	796	791
Liquor Law Arrests	165	147	170
Drug Arrests	450	658	542
Violent Offenses	681	696	639
Domestic Violence Reports	1,280	1,156	1,359
Property Offenses	3,468	3,980	4,109

Source: Missouri Department of Public Safety, Missouri State Highway Patrol.

SCHOOL REPORTS

	2022-23	2021-22
Reported School Suspensions	331	274
Reported Substance Related Suspensions	157	66
Reported Violence or Weapon Suspensions	17	0
Enrollment Grades K-8	16,680	16,781
Enrollment Grades 9-12	7,584	7,545
Dropouts	120	219

Source: Missouri Department of Elementary and Secondary Education. County-level data are aggregated by school district. Reported suspensions and dropouts fewer than five (5) in a district are suppressed and represented as zero (0) in the county totals.

----- Indicates data not available

HOSPITAL / EMERGENCY ROOM

Principal Disorder	2022	2021	2020
Alcohol Use: E.R. Services, then Discharged	414	482	488
Alcohol Use: E.R. Services, then Admitted	43	180	145
Alcohol Use: Admitted without E.R. Services	134	42	71
Drug Use: E.R. Services, then Discharged	624	367	283
Drug Use: E.R. Services, then Admitted	51	204	189
Drug Use: Admitted without E.R. Services	291	34	34
Mental: E.R. Services, then Discharged	1,226	1,472	1,310
Mental: E.R. Services, then Admitted	229	1,151	1,307
Mental: Admitted without E.R. Services	1,381	772	730

Related Disorder

Alcohol Use: E.R. Services, then Discharged	521	667	646
Alcohol Use: E.R. Services, then Admitted	187	942	935
Alcohol Use: Admitted without E.R. Services	753	282	258
Drug Use: E.R. Services, then Discharged	864	1,304	1,263
Drug Use: E.R. Services, then Admitted	244	1,459	1,430
Drug Use: Admitted without E.R. Services	1,230	517	437

Source: Missouri Department of Health and Senior Services. Hospital encounters are categorized based on ICD-10 diagnosis codes. Beginning with 2020 data, individuals with more than one encounter for a substance use or mental disorder are counted for each encounter they have during the calendar year. Related disorders are those that are listed with a secondary diagnosis.

JUVENILE PLACEMENTS

	2023	2022	2021
Total Out-of-Home Placements	171	149	165
Parent/Caretaker Alcohol Use Reported	13	11	7
Parent/Caretaker Drug Use Reported	66	47	68

Source: Missouri Department of Social Services, Children's Division. Multiple factors are often considered when a child is placed out of the home. Removals involving parental substance use conditions are included in this profile.

JUVENILE COURT REFERRALS

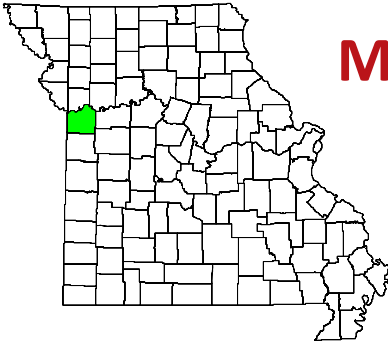
	2023	2022	2021
Child Abuse	94	116	129
Child Neglect	314	307	311
Child Custody Issues	0	2	5
Juvenile Violent Offenses	151	142	124
Juvenile Alcohol Offenses	27	10	27
Juvenile Drug Offenses	16	32	22
School Truancy	167	319	288
Absent from Home	105	91	160
Beyond Parental Control	318	168	182
Injurious Behavior	337	296	208

Source: Missouri Office of State Courts Administrator.

CRIMINAL JUSTICE

	FY 2024	FY 2023	FY 2022
Treatment Court Participants	250	271	279
Drug Conviction: Probation	90	116	187
Drug Conviction: Prison	111	145	194
Drug Conviction: Parole	146	240	271
DWI Conviction: Probation	32	29	27
DWI Conviction: Prison	17	8	16
DWI Conviction: Parole	11	9	24

Sources: Missouri Office of State Courts Administrator; Missouri Department of Corrections.



MENTAL HEALTH SERVICE AREAS 2-5

Data on this page pertain to the map area shaded green.

DEMOGRAPHICS

	2023	2022	2021
Population Estimate	718,560	716,531	717,616
Labor Force	364,674	360,551	359,763
Employed	352,361	350,264	340,103
Unemployed	12,313	10,287	19,660
Unemployment Rate	3.4%	2.9%	5.5%
Median Household Income	-----		
Poverty Estimate, Individuals of All Ages	-----	105,642	92,796
Poverty Estimate, Children Under Age 18	-----	31,620	28,284

Source: U.S. Bureau of the Census.

BIRTHS AND DEATHS

	2023	2022	2021
Resident Births	8,565	8,558	8,348
Resident Deaths	7,001	7,661	7,850
Suicide	134	163	161
Homicide	180	196	186
Alcohol Induced Deaths	118	142	143
Drug Induced Deaths	290	320	253
Smoking Attributable Deaths	913	929	947

Source: Missouri Department of Health and Senior Services

IMPAIRED DRIVING

	2023	2022	2021
Alcohol Involved Fatal Crashes	19	7	10
Alcohol Involved Injury Crashes	276	255	337
Alcohol Involved Property Damage Crashes	426	445	456
Killed in Alcohol Involved Crashes	19	7	11
Injured in Alcohol Involved Crashes	414	374	480
Drug Involved Fatal Crashes	13	2	3
Drug Involved Injury Crashes	85	55	117
Drug Involved Property Damage Crashes	64	72	97
Killed in Drug Involved Crashes	16	2	3
Injured in Drug Involved Crashes	132	84	171

Source: Missouri Department of Public Safety, Missouri State Highway Patrol.

POLICE REPORTS

	2023	2022	2021
DUI Arrests, DWI Tracking System	2,719	2,557	2,330
Liquor Law Arrests	69	139	126
Drug Arrests	1,340	2,232	1,588
Violent Offenses	8,652	9,016	8,939
Domestic Violence Reports	7,312	7,611	7,752
Property Offenses	34,377	34,750	30,960

Source: Missouri Department of Public Safety, Missouri State Highway Patrol.

SCHOOL REPORTS

	2022-23	2021-22
Reported School Suspensions	1,900	1,699
Reported Substance Related Suspensions	406	341
Reported Violence or Weapon Suspensions	195	181
Enrollment Grades K-8	71,116	71,795
Enrollment Grades 9-12	31,381	31,118
Dropouts	952	1,104

Source: Missouri Department of Elementary and Secondary Education. County-level data are aggregated by school district. Reported suspensions and dropouts fewer than five (5) in a district are suppressed and represented as zero (0) in the county totals.

----- Indicates data not available

HOSPITAL / EMERGENCY ROOM

Principal Disorder	2022	2021	2020
Alcohol Use: E.R. Services, then Discharged	3,709	4,536	4,501
Alcohol Use: E.R. Services, then Admitted	430	555	494
Alcohol Use: Admitted without E.R. Services	1,017	1,272	1,252
Drug Use: E.R. Services, then Discharged	4,017	3,338	3,100
Drug Use: E.R. Services, then Admitted	468	185	99
Drug Use: Admitted without E.R. Services	994	777	741
Mental: E.R. Services, then Discharged	8,275	9,688	8,320
Mental: E.R. Services, then Admitted	1,074	741	267
Mental: Admitted without E.R. Services	4,529	6,502	7,685

Related Disorder

Alcohol Use: E.R. Services, then Discharged	2,290	2,430	2,833
Alcohol Use: E.R. Services, then Admitted	1,652	1,774	1,632
Alcohol Use: Admitted without E.R. Services	3,125	3,648	3,926
Drug Use: E.R. Services, then Discharged	7,868	4,473	4,379
Drug Use: E.R. Services, then Admitted	2,177	3,232	2,552
Drug Use: Admitted without E.R. Services	4,944	6,436	7,007

Source: Missouri Department of Health and Senior Services. Hospital encounters are categorized based on ICD-10 diagnosis codes. Beginning with 2020 data, individuals with more than one encounter for a substance use or mental disorder are counted for each encounter they have during the calendar year. Related disorders are those that are listed with a secondary diagnosis.

JUVENILE PLACEMENTS

	2023	2022	2021
Total Out-of-Home Placements	472	587	681
Parent/Caretaker Alcohol Use Reported	13	21	20
Parent/Caretaker Drug Use Reported	143	207	340

Source: Missouri Department of Social Services, Children's Division. Multiple factors are often considered when a child is placed out of the home. Removals involving parental substance use conditions are included in this profile.

JUVENILE COURT REFERRALS

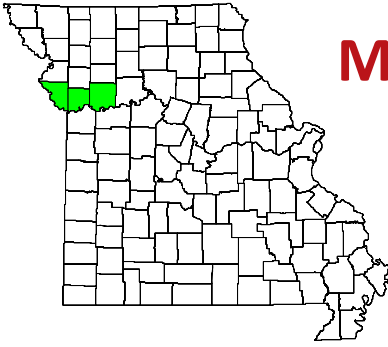
	2023	2022	2021
Child Abuse	202	183	257
Child Neglect	461	617	827
Child Custody Issues	127	246	191
Juvenile Violent Offenses	359	412	377
Juvenile Alcohol Offenses	3	4	2
Juvenile Drug Offenses	32	56	63
School Truancy	7	8	10
Absent from Home	23	11	39
Beyond Parental Control	1	10	2
Injurious Behavior	51	12	26

Source: Missouri Office of State Courts Administrator.

CRIMINAL JUSTICE

	FY 2024	FY 2023	FY 2022
Treatment Court Participants	1,141	1,335	1,534
Drug Conviction: Probation	86	90	188
Drug Conviction: Prison	27	36	46
Drug Conviction: Parole	57	66	60
DWI Conviction: Probation	60	62	46
DWI Conviction: Prison	12	15	16
DWI Conviction: Parole	8	5	10

Sources: Missouri Office of State Courts Administrator; Missouri Department of Corrections.



MENTAL HEALTH SERVICE AREA 6

Data on this page pertain to the map area shaded green.

DEMOGRAPHICS

	2023	2022	2021
Population Estimate	394,894	390,674	387,641
Labor Force	211,773	209,888	208,811
Employed	206,053	204,756	198,879
Unemployed	5,720	5,132	9,932
Unemployment Rate	2.7%	2.4%	4.8%
Median Household Income	-----		
Poverty Estimate, Individuals of All Ages	-----	31,387	30,295
Poverty Estimate, Children Under Age 18	-----	8,275	8,854

Source: U.S. Bureau of the Census.

BIRTHS AND DEATHS

	2023	2022	2021
Resident Births	4,221	4,404	4,435
Resident Deaths	3,328	3,522	3,506
Suicide	68	66	67
Homicide	16	19	17
Alcohol Induced Deaths	41	49	55
Drug Induced Deaths	86	93	86
Smoking Attributable Deaths	448	443	422

Source: Missouri Department of Health and Senior Services

IMPAIRED DRIVING

	2023	2022	2021
Alcohol Involved Fatal Crashes	5	6	4
Alcohol Involved Injury Crashes	109	107	99
Alcohol Involved Property Damage Crashes	166	177	208
Killed in Alcohol Involved Crashes	5	6	4
Injured in Alcohol Involved Crashes	143	149	129
Drug Involved Fatal Crashes	1	2	2
Drug Involved Injury Crashes	20	27	19
Drug Involved Property Damage Crashes	22	22	34
Killed in Drug Involved Crashes	1	2	2
Injured in Drug Involved Crashes	34	35	26

Source: Missouri Department of Public Safety, Missouri State Highway Patrol.

POLICE REPORTS

	2023	2022	2021
DUI Arrests, DWI Tracking System	1,450	1,705	1,461
Liquor Law Arrests	32	23	47
Drug Arrests	768	1,122	770
Violent Offenses	530	499	536
Domestic Violence Reports	942	895	952
Property Offenses	3,634	3,841	2,899

Source: Missouri Department of Public Safety, Missouri State Highway Patrol.

SCHOOL REPORTS

	2022-23	2021-22
Reported School Suspensions	589	601
Reported Substance Related Suspensions	158	224
Reported Violence or Weapon Suspensions	29	29
Enrollment Grades K-8	41,365	41,706
Enrollment Grades 9-12	20,248	19,871
Dropouts	200	184

Source: Missouri Department of Elementary and Secondary Education. County-level data are aggregated by school district. Reported suspensions and dropouts fewer than five (5) in a district are suppressed and represented as zero (0) in the county totals.

----- Indicates data not available

HOSPITAL / EMERGENCY ROOM

Principal Disorder	2022	2021	2020
Alcohol Use: E.R. Services, then Discharged	1,289	1,106	1,139
Alcohol Use: E.R. Services, then Admitted	49	60	79
Alcohol Use: Admitted without E.R. Services	531	498	499
Drug Use: E.R. Services, then Discharged	1,163	612	588
Drug Use: E.R. Services, then Admitted	52	19	16
Drug Use: Admitted without E.R. Services	347	168	145
Mental: E.R. Services, then Discharged	3,174	4,385	3,556
Mental: E.R. Services, then Admitted	92	104	48
Mental: Admitted without E.R. Services	2,157	2,990	3,217

Related Disorder

Alcohol Use: E.R. Services, then Discharged	880	808	889
Alcohol Use: E.R. Services, then Admitted	181	200	218
Alcohol Use: Admitted without E.R. Services	1,267	1,488	1,734
Drug Use: E.R. Services, then Discharged	1,570	1,283	1,361
Drug Use: E.R. Services, then Admitted	149	259	241
Drug Use: Admitted without E.R. Services	1,710	2,386	2,561

Source: Missouri Department of Health and Senior Services. Hospital encounters are categorized based on ICD-10 diagnosis codes. Beginning with 2020 data, individuals with more than one encounter for a substance use or mental disorder are counted for each encounter they have during the calendar year. Related disorders are those that are listed with a secondary diagnosis.

JUVENILE PLACEMENTS

	2023	2022	2021
Total Out-of-Home Placements	115	114	106
Parent/Caretaker Alcohol Use Reported	2	6	16
Parent/Caretaker Drug Use Reported	67	56	41

Source: Missouri Department of Social Services, Children's Division. Multiple factors are often considered when a child is placed out of the home. Removals involving parental substance use conditions are included in this profile.

JUVENILE COURT REFERRALS

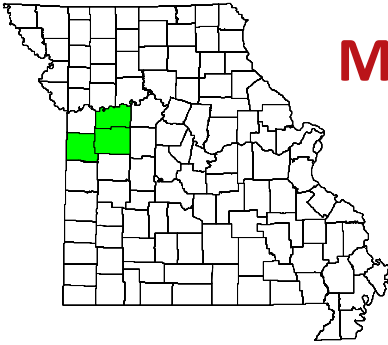
	2023	2022	2021
Child Abuse	22	26	35
Child Neglect	358	324	367
Child Custody Issues	21	13	17
Juvenile Violent Offenses	248	228	184
Juvenile Alcohol Offenses	20	19	20
Juvenile Drug Offenses	97	135	66
School Truancy	56	45	28
Absent from Home	24	21	35
Beyond Parental Control	13	15	17
Injurious Behavior	55	80	49

Source: Missouri Office of State Courts Administrator.

CRIMINAL JUSTICE

	FY 2024	FY 2023	FY 2022
Treatment Court Participants	231	226	189
Drug Conviction: Probation	242	281	289
Drug Conviction: Prison	144	120	160
Drug Conviction: Parole	179	203	214
DWI Conviction: Probation	41	41	51
DWI Conviction: Prison	19	17	22
DWI Conviction: Parole	23	27	24

Sources: Missouri Office of State Courts Administrator; Missouri Department of Corrections.



MENTAL HEALTH SERVICE AREA 7

Data on this page pertain to the map area shaded green.

DEMOGRAPHICS

	2023	2022	2021
Population Estimate	199,890	197,723	196,753
Labor Force	95,498	94,580	94,146
Employed	92,608	92,221	90,301
Unemployed	2,890	2,359	3,845
Unemployment Rate	3.0%	2.5%	4.1%
Median Household Income	-----		
Poverty Estimate, Individuals of All Ages	-----	19,481	17,160
Poverty Estimate, Children Under Age 18	-----	5,028	5,090

Source: U.S. Bureau of the Census.

BIRTHS AND DEATHS

	2023	2022	2021
Resident Births	2,171	2,237	2,229
Resident Deaths	1,932	2,165	2,290
Suicide	32	49	38
Homicide	9	11	9
Alcohol Induced Deaths	23	22	27
Drug Induced Deaths	34	38	38
Smoking Attributable Deaths	277	289	285

Source: Missouri Department of Health and Senior Services

IMPAIRED DRIVING

	2023	2022	2021
Alcohol Involved Fatal Crashes	4	4	6
Alcohol Involved Injury Crashes	64	76	63
Alcohol Involved Property Damage Crashes	118	114	102
Killed in Alcohol Involved Crashes	4	4	7
Injured in Alcohol Involved Crashes	82	101	79
Drug Involved Fatal Crashes	2	2	3
Drug Involved Injury Crashes	15	11	14
Drug Involved Property Damage Crashes	21	21	15
Killed in Drug Involved Crashes	2	2	3
Injured in Drug Involved Crashes	29	15	23

Source: Missouri Department of Public Safety, Missouri State Highway Patrol.

POLICE REPORTS

	2023	2022	2021
DUI Arrests, DWI Tracking System	895	768	684
Liquor Law Arrests	100	132	119
Drug Arrests	364	670	586
Violent Offenses	392	331	271
Domestic Violence Reports	1,014	861	734
Property Offenses	2,305	2,477	2,199

Source: Missouri Department of Public Safety, Missouri State Highway Patrol.

SCHOOL REPORTS

	2022-23	2021-22
Reported School Suspensions	462	365
Reported Substance Related Suspensions	155	118
Reported Violence or Weapon Suspensions	17	28
Enrollment Grades K-8	19,816	19,917
Enrollment Grades 9-12	9,505	9,420
Dropouts	139	155

Source: Missouri Department of Elementary and Secondary Education. County-level data are aggregated by school district. Reported suspensions and dropouts fewer than five (5) in a district are suppressed and represented as zero (0) in the county totals.

----- Indicates data not available

HOSPITAL / EMERGENCY ROOM

Principal Disorder	2022	2021	2020
Alcohol Use: E.R. Services, then Discharged	431	427	388
Alcohol Use: E.R. Services, then Admitted	118	122	124
Alcohol Use: Admitted without E.R. Services	131	173	155
Drug Use: E.R. Services, then Discharged	581	288	272
Drug Use: E.R. Services, then Admitted	58	30	26
Drug Use: Admitted without E.R. Services	112	84	67
Mental: E.R. Services, then Discharged	1,629	1,876	1,624
Mental: E.R. Services, then Admitted	131	129	73
Mental: Admitted without E.R. Services	1,089	1,368	1,417

Related Disorder

Alcohol Use: E.R. Services, then Discharged	437	434	460
Alcohol Use: E.R. Services, then Admitted	341	334	312
Alcohol Use: Admitted without E.R. Services	457	550	595
Drug Use: E.R. Services, then Discharged	848	548	571
Drug Use: E.R. Services, then Admitted	329	428	338
Drug Use: Admitted without E.R. Services	666	932	894

Source: Missouri Department of Health and Senior Services. Hospital encounters are categorized based on ICD-10 diagnosis codes. Beginning with 2020 data, individuals with more than one encounter for a substance use or mental disorder are counted for each encounter they have during the calendar year. Related disorders are those that are listed with a secondary diagnosis.

JUVENILE PLACEMENTS

	2023	2022	2021
Total Out-of-Home Placements	170	137	130
Parent/Caretaker Alcohol Use Reported	19	5	5
Parent/Caretaker Drug Use Reported	69	33	66

Source: Missouri Department of Social Services, Children's Division. Multiple factors are often considered when a child is placed out of the home. Removals involving parental substance use conditions are included in this profile.

JUVENILE COURT REFERRALS

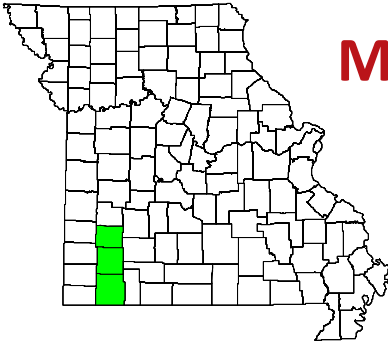
	2023	2022	2021
Child Abuse	3	6	7
Child Neglect	325	335	374
Child Custody Issues	42	69	66
Juvenile Violent Offenses	339	287	244
Juvenile Alcohol Offenses	36	18	13
Juvenile Drug Offenses	78	120	70
School Truancy	95	95	97
Absent from Home	41	124	147
Beyond Parental Control	71	148	132
Injurious Behavior	471	307	200

Source: Missouri Office of State Courts Administrator.

CRIMINAL JUSTICE

	FY 2024	FY 2023	FY 2022
Treatment Court Participants	149	154	149
Drug Conviction: Probation	182	208	281
Drug Conviction: Prison	141	151	190
Drug Conviction: Parole	150	182	175
DWI Conviction: Probation	46	33	26
DWI Conviction: Prison	11	4	17
DWI Conviction: Parole	9	6	12

Sources: Missouri Office of State Courts Administrator; Missouri Department of Corrections.



MENTAL HEALTH SERVICE AREA 8A

Data on this page pertain to the map area shaded green.

DEMOGRAPHICS

	2023	2022	2021
Population Estimate	81,853	81,269	80,601
Labor Force	34,369	34,699	36,095
Employed	33,255	33,819	34,585
Unemployed	1,114	880	1,510
Unemployment Rate	3.2%	2.5%	4.2%
Median Household Income	-----		
Poverty Estimate, Individuals of All Ages	-----	12,173	13,155
Poverty Estimate, Children Under Age 18	-----	3,859	4,540

Source: U.S. Bureau of the Census.

BIRTHS AND DEATHS

	2023	2022	2021
Resident Births	970	986	937
Resident Deaths	1,060	1,187	1,200
Suicide	20	16	15
Homicide	1	4	2
Alcohol Induced Deaths	10	11	18
Drug Induced Deaths	18	13	15
Smoking Attributable Deaths	184	190	175

Source: Missouri Department of Health and Senior Services

IMPAIRED DRIVING

	2023	2022	2021
Alcohol Involved Fatal Crashes	5	3	1
Alcohol Involved Injury Crashes	39	39	34
Alcohol Involved Property Damage Crashes	59	43	45
Killed in Alcohol Involved Crashes	6	3	1
Injured in Alcohol Involved Crashes	51	52	41
Drug Involved Fatal Crashes	3	1	2
Drug Involved Injury Crashes	8	11	8
Drug Involved Property Damage Crashes	10	6	20
Killed in Drug Involved Crashes	7	1	2
Injured in Drug Involved Crashes	18	14	10

Source: Missouri Department of Public Safety, Missouri State Highway Patrol.

POLICE REPORTS

	2023	2022	2021
DUI Arrests, DWI Tracking System	518	416	355
Liquor Law Arrests	6	12	8
Drug Arrests	180	288	171
Violent Offenses	206	221	340
Domestic Violence Reports	474	495	617
Property Offenses	1,199	1,273	1,491

Source: Missouri Department of Public Safety, Missouri State Highway Patrol.

SCHOOL REPORTS

	2022-23	2021-22
Reported School Suspensions	145	117
Reported Substance Related Suspensions	36	19
Reported Violence or Weapon Suspensions	0	0
Enrollment Grades K-8	8,581	8,661
Enrollment Grades 9-12	4,115	4,048
Dropouts	18	34

Source: Missouri Department of Elementary and Secondary Education. County-level data are aggregated by school district. Reported suspensions and dropouts fewer than five (5) in a district are suppressed and represented as zero (0) in the county totals.

----- Indicates data not available

HOSPITAL / EMERGENCY ROOM

Principal Disorder	2022	2021	2020
Alcohol Use: E.R. Services, then Discharged	201	218	203
Alcohol Use: E.R. Services, then Admitted	59	89	84
Alcohol Use: Admitted without E.R. Services	37	40	43
Drug Use: E.R. Services, then Discharged	254	204	190
Drug Use: E.R. Services, then Admitted	54	46	60
Drug Use: Admitted without E.R. Services	44	26	41
Mental: E.R. Services, then Discharged	596	587	570
Mental: E.R. Services, then Admitted	254	270	288
Mental: Admitted without E.R. Services	272	345	316

Related Disorder

Alcohol Use: E.R. Services, then Discharged	217	260	196
Alcohol Use: E.R. Services, then Admitted	215	278	247
Alcohol Use: Admitted without E.R. Services	126	192	140
Drug Use: E.R. Services, then Discharged	521	475	266
Drug Use: E.R. Services, then Admitted	354	413	354
Drug Use: Admitted without E.R. Services	279	315	292

Source: Missouri Department of Health and Senior Services. Hospital encounters are categorized based on ICD-10 diagnosis codes. Beginning with 2020 data, individuals with more than one encounter for a substance use or mental disorder are counted for each encounter they have during the calendar year. Related disorders are those that are listed with a secondary diagnosis.

JUVENILE PLACEMENTS

	2023	2022	2021
Total Out-of-Home Placements	88	116	136
Parent/Caretaker Alcohol Use Reported	7	3	12
Parent/Caretaker Drug Use Reported	40	49	64

Source: Missouri Department of Social Services, Children's Division. Multiple factors are often considered when a child is placed out of the home. Removals involving parental substance use conditions are included in this profile.

JUVENILE COURT REFERRALS

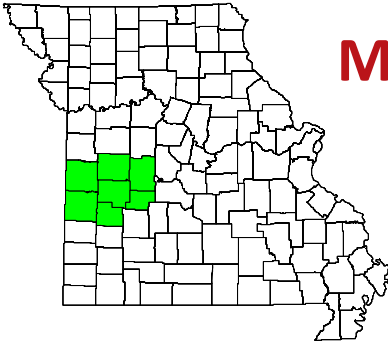
	2023	2022	2021
Child Abuse	12	10	11
Child Neglect	161	186	321
Child Custody Issues	78	104	151
Juvenile Violent Offenses	94	85	110
Juvenile Alcohol Offenses	23	14	0
Juvenile Drug Offenses	33	43	31
School Truancy	2	11	4
Absent from Home	40	43	44
Beyond Parental Control	25	25	42
Injurious Behavior	115	115	41

Source: Missouri Office of State Courts Administrator.

CRIMINAL JUSTICE

	FY 2024	FY 2023	FY 2022
Treatment Court Participants	117	129	141
Drug Conviction: Probation	117	164	136
Drug Conviction: Prison	57	76	71
Drug Conviction: Parole	60	73	81
DWI Conviction: Probation	24	22	20
DWI Conviction: Prison	4	8	9
DWI Conviction: Parole	6	7	7

Sources: Missouri Office of State Courts Administrator; Missouri Department of Corrections.



MENTAL HEALTH SERVICE AREA 8B

Data on this page pertain to the map area shaded green.

DEMOGRAPHICS

	2023	2022	2021
Population Estimate	112,131	111,297	110,342
Labor Force	47,637	47,512	48,048
Employed	45,967	46,180	46,045
Unemployed	1,670	1,332	2,003
Unemployment Rate	3.5%	2.8%	4.2%
Median Household Income	-----		
Poverty Estimate, Individuals of All Ages	-----	17,929	17,898
Poverty Estimate, Children Under Age 18	-----	5,454	5,684

Source: U.S. Bureau of the Census.

BIRTHS AND DEATHS

	2023	2022	2021
Resident Births	1,211	1,224	1,246
Resident Deaths	1,724	1,855	1,876
Suicide	30	26	30
Homicide	3	4	3
Alcohol Induced Deaths	17	20	18
Drug Induced Deaths	25	27	25
Smoking Attributable Deaths	309	282	287

Source: Missouri Department of Health and Senior Services

IMPAIRED DRIVING

	2023	2022	2021
Alcohol Involved Fatal Crashes	9	3	6
Alcohol Involved Injury Crashes	41	47	34
Alcohol Involved Property Damage Crashes	48	55	49
Killed in Alcohol Involved Crashes	9	3	6
Injured in Alcohol Involved Crashes	49	61	47
Drug Involved Fatal Crashes	1	1	3
Drug Involved Injury Crashes	7	5	7
Drug Involved Property Damage Crashes	5	5	6
Killed in Drug Involved Crashes	1	1	3
Injured in Drug Involved Crashes	7	8	13

Source: Missouri Department of Public Safety, Missouri State Highway Patrol.

POLICE REPORTS

	2023	2022	2021
DUI Arrests, DWI Tracking System	358	345	344
Liquor Law Arrests	6	24	25
Drug Arrests	353	379	263
Violent Offenses	454	418	505
Domestic Violence Reports	599	528	608
Property Offenses	1,907	1,553	1,943

Source: Missouri Department of Public Safety, Missouri State Highway Patrol.

SCHOOL REPORTS

	2022-23	2021-22
Reported School Suspensions	188	192
Reported Substance Related Suspensions	60	48
Reported Violence or Weapon Suspensions	13	22
Enrollment Grades K-8	10,386	10,399
Enrollment Grades 9-12	4,977	5,015
Dropouts	36	54

Source: Missouri Department of Elementary and Secondary Education. County-level data are aggregated by school district. Reported suspensions and dropouts fewer than five (5) in a district are suppressed and represented as zero (0) in the county totals.

----- Indicates data not available

HOSPITAL / EMERGENCY ROOM

Principal Disorder	2022	2021	2020
Alcohol Use: E.R. Services, then Discharged	261	238	255
Alcohol Use: E.R. Services, then Admitted	40	30	33
Alcohol Use: Admitted without E.R. Services	86	86	110
Drug Use: E.R. Services, then Discharged	335	190	150
Drug Use: E.R. Services, then Admitted	32	15	16
Drug Use: Admitted without E.R. Services	97	59	37
Mental: E.R. Services, then Discharged	881	987	928
Mental: E.R. Services, then Admitted	101	94	144
Mental: Admitted without E.R. Services	1,003	1,016	989

Related Disorder

Alcohol Use: E.R. Services, then Discharged	395	495	590
Alcohol Use: E.R. Services, then Admitted	144	97	103
Alcohol Use: Admitted without E.R. Services	394	460	494
Drug Use: E.R. Services, then Discharged	678	1,038	856
Drug Use: E.R. Services, then Admitted	171	149	159
Drug Use: Admitted without E.R. Services	721	713	670

Source: Missouri Department of Health and Senior Services. Hospital encounters are categorized based on ICD-10 diagnosis codes. Beginning with 2020 data, individuals with more than one encounter for a substance use or mental disorder are counted for each encounter they have during the calendar year. Related disorders are those that are listed with a secondary diagnosis.

JUVENILE PLACEMENTS

	2023	2022	2021
Total Out-of-Home Placements	131	120	152
Parent/Caretaker Alcohol Use Reported	10	7	5
Parent/Caretaker Drug Use Reported	75	41	74

Source: Missouri Department of Social Services, Children's Division. Multiple factors are often considered when a child is placed out of the home. Removals involving parental substance use conditions are included in this profile.

JUVENILE COURT REFERRALS

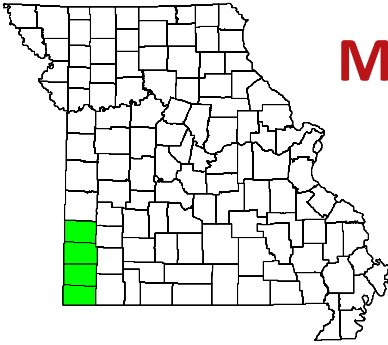
	2023	2022	2021
Child Abuse	37	54	93
Child Neglect	426	423	401
Child Custody Issues	21	21	26
Juvenile Violent Offenses	124	138	145
Juvenile Alcohol Offenses	54	29	8
Juvenile Drug Offenses	31	43	40
School Truancy	112	119	90
Absent from Home	98	72	62
Beyond Parental Control	151	107	121
Injurious Behavior	148	133	143

Source: Missouri Office of State Courts Administrator.

CRIMINAL JUSTICE

	FY 2024	FY 2023	FY 2022
Treatment Court Participants	70	67	70
Drug Conviction: Probation	136	167	172
Drug Conviction: Prison	81	88	121
Drug Conviction: Parole	96	112	126
DWI Conviction: Probation	16	9	16
DWI Conviction: Prison	5	2	10
DWI Conviction: Parole	3	6	11

Sources: Missouri Office of State Courts Administrator; Missouri Department of Corrections.



MENTAL HEALTH SERVICE AREA 9

Data on this page pertain to the map area shaded green.

DEMOGRAPHICS

	2023	2022	2021
Population Estimate	221,367	219,368	217,839
Labor Force	101,361	99,989	99,796
Employed	98,283	97,625	96,047
Unemployed	3,078	2,364	3,749
Unemployment Rate	3.0%	2.4%	3.8%
Median Household Income	-----		
Poverty Estimate, Individuals of All Ages	-----	36,148	34,970
Poverty Estimate, Children Under Age 18	-----	11,826	10,715

Source: U.S. Bureau of the Census.

BIRTHS AND DEATHS

	2023	2022	2021
Resident Births	2,790	2,775	2,719
Resident Deaths	2,540	2,755	2,835
Suicide	49	39	45
Homicide	3	13	13
Alcohol Induced Deaths	22	25	34
Drug Induced Deaths	36	46	45
Smoking Attributable Deaths	441	456	428

Source: Missouri Department of Health and Senior Services

IMPAIRED DRIVING

	2023	2022	2021
Alcohol Involved Fatal Crashes	4	7	8
Alcohol Involved Injury Crashes	73	96	74
Alcohol Involved Property Damage Crashes	129	141	114
Killed in Alcohol Involved Crashes	5	9	9
Injured in Alcohol Involved Crashes	104	130	105
Drug Involved Fatal Crashes	2	2	6
Drug Involved Injury Crashes	14	15	24
Drug Involved Property Damage Crashes	29	25	34
Killed in Drug Involved Crashes	2	4	8
Injured in Drug Involved Crashes	25	24	42

Source: Missouri Department of Public Safety, Missouri State Highway Patrol.

POLICE REPORTS

	2023	2022	2021
DUI Arrests, DWI Tracking System	1,286	1,215	1,200
Liquor Law Arrests	39	70	58
Drug Arrests	754	1,315	590
Violent Offenses	716	735	799
Domestic Violence Reports	1,293	1,354	1,464
Property Offenses	5,297	6,371	6,691

Source: Missouri Department of Public Safety, Missouri State Highway Patrol.

SCHOOL REPORTS

	2022-23	2021-22
Reported School Suspensions	503	484
Reported Substance Related Suspensions	159	143
Reported Violence or Weapon Suspensions	37	18
Enrollment Grades K-8	23,898	24,085
Enrollment Grades 9-12	10,861	10,786
Dropouts	230	216

Source: Missouri Department of Elementary and Secondary Education. County-level data are aggregated by school district. Reported suspensions and dropouts fewer than five (5) in a district are suppressed and represented as zero (0) in the county totals.

----- Indicates data not available

HOSPITAL / EMERGENCY ROOM

Principal Disorder	2022	2021	2020
Alcohol Use: E.R. Services, then Discharged	682	565	713
Alcohol Use: E.R. Services, then Admitted	335	370	412
Alcohol Use: Admitted without E.R. Services	142	124	148
Drug Use: E.R. Services, then Discharged	707	488	625
Drug Use: E.R. Services, then Admitted	306	386	382
Drug Use: Admitted without E.R. Services	185	150	135
Mental: E.R. Services, then Discharged	1,196	1,152	1,121
Mental: E.R. Services, then Admitted	1,065	1,393	1,346
Mental: Admitted without E.R. Services	1,129	1,244	1,146

Related Disorder

Alcohol Use: E.R. Services, then Discharged	530	475	452
Alcohol Use: E.R. Services, then Admitted	815	997	938
Alcohol Use: Admitted without E.R. Services	537	451	521
Drug Use: E.R. Services, then Discharged	1,003	788	761
Drug Use: E.R. Services, then Admitted	1,192	1,541	1,419
Drug Use: Admitted without E.R. Services	969	845	819

Source: Missouri Department of Health and Senior Services. Hospital encounters are categorized based on ICD-10 diagnosis codes. Beginning with 2020 data, individuals with more than one encounter for a substance use or mental disorder are counted for each encounter they have during the calendar year. Related disorders are those that are listed with a secondary diagnosis.

JUVENILE PLACEMENTS

	2023	2022	2021
Total Out-of-Home Placements	384	431	426
Parent/Caretaker Alcohol Use Reported	38	29	20
Parent/Caretaker Drug Use Reported	132	210	210

Source: Missouri Department of Social Services, Children's Division. Multiple factors are often considered when a child is placed out of the home. Removals involving parental substance use conditions are included in this profile.

JUVENILE COURT REFERRALS

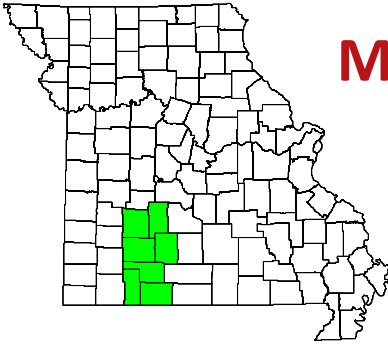
	2023	2022	2021
Child Abuse	63	35	29
Child Neglect	383	425	536
Child Custody Issues	8	5	2
Juvenile Violent Offenses	185	152	161
Juvenile Alcohol Offenses	27	32	15
Juvenile Drug Offenses	59	104	54
School Truancy	31	62	80
Absent from Home	66	77	69
Beyond Parental Control	97	92	63
Injurious Behavior	143	99	95

Source: Missouri Office of State Courts Administrator.

CRIMINAL JUSTICE

	FY 2024	FY 2023	FY 2022
Treatment Court Participants	304	309	301
Drug Conviction: Probation	147	172	190
Drug Conviction: Prison	53	64	71
Drug Conviction: Parole	96	102	93
DWI Conviction: Probation	34	42	59
DWI Conviction: Prison	11	15	18
DWI Conviction: Parole	24	28	24

Sources: Missouri Office of State Courts Administrator; Missouri Department of Corrections.



MENTAL HEALTH SERVICE AREA 10

Data on this page pertain to the map area shaded green.

DEMOGRAPHICS

	2023	2022	2021
Population Estimate	580,486	576,018	569,638
Labor Force	285,250	281,173	277,780
Employed	276,941	274,566	266,789
Unemployed	8,309	6,607	10,991
Unemployment Rate	2.9%	2.3%	4.0%
Median Household Income	-----		
Poverty Estimate, Individuals of All Ages	-----	77,799	72,336
Poverty Estimate, Children Under Age 18	-----	20,891	20,123

Source: U.S. Bureau of the Census.

BIRTHS AND DEATHS

	2023	2022	2021
Resident Births	6,265	6,361	6,395
Resident Deaths	6,159	6,700	7,060
Suicide	117	125	125
Homicide	23	24	42
Alcohol Induced Deaths	81	120	107
Drug Induced Deaths	183	190	217
Smoking Attributable Deaths	872	896	966

Source: Missouri Department of Health and Senior Services

IMPAIRED DRIVING

	2023	2022	2021
Alcohol Involved Fatal Crashes	11	11	15
Alcohol Involved Injury Crashes	211	179	206
Alcohol Involved Property Damage Crashes	296	272	328
Killed in Alcohol Involved Crashes	13	12	18
Injured in Alcohol Involved Crashes	307	256	303
Drug Involved Fatal Crashes	6	4	8
Drug Involved Injury Crashes	56	53	83
Drug Involved Property Damage Crashes	62	65	98
Killed in Drug Involved Crashes	6	4	9
Injured in Drug Involved Crashes	108	66	134

Source: Missouri Department of Public Safety, Missouri State Highway Patrol.

POLICE REPORTS

	2023	2022	2021
DUI Arrests, DWI Tracking System	1,822	1,741	1,800
Liquor Law Arrests	198	187	265
Drug Arrests	2,097	2,538	1,236
Violent Offenses	2,714	3,182	3,493
Domestic Violence Reports	4,591	4,396	4,353
Property Offenses	11,456	12,862	15,205

Source: Missouri Department of Public Safety, Missouri State Highway Patrol.

SCHOOL REPORTS

	2022-23	2021-22
Reported School Suspensions	1,601	1,029
Reported Substance Related Suspensions	567	362
Reported Violence or Weapon Suspensions	85	65
Enrollment Grades K-8	52,413	52,383
Enrollment Grades 9-12	24,307	23,939
Dropouts	226	255

Source: Missouri Department of Elementary and Secondary Education. County-level data are aggregated by school district. Reported suspensions and dropouts fewer than five (5) in a district are suppressed and represented as zero (0) in the county totals.

----- Indicates data not available

HOSPITAL / EMERGENCY ROOM

Principal Disorder	2022	2021	2020
Alcohol Use: E.R. Services, then Discharged	2,341	2,097	2,148
Alcohol Use: E.R. Services, then Admitted	1,287	1,053	1,254
Alcohol Use: Admitted without E.R. Services	91	126	105
Drug Use: E.R. Services, then Discharged	2,323	2,183	1,908
Drug Use: E.R. Services, then Admitted	672	273	280
Drug Use: Admitted without E.R. Services	154	175	168
Mental: E.R. Services, then Discharged	4,273	4,483	4,441
Mental: E.R. Services, then Admitted	3,829	3,780	4,003
Mental: Admitted without E.R. Services	1,820	2,336	2,291

Related Disorder

Alcohol Use: E.R. Services, then Discharged	2,126	1,722	1,402
Alcohol Use: E.R. Services, then Admitted	3,056	2,651	2,481
Alcohol Use: Admitted without E.R. Services	694	723	709
Drug Use: E.R. Services, then Discharged	4,283	3,496	2,302
Drug Use: E.R. Services, then Admitted	4,739	4,585	4,381
Drug Use: Admitted without E.R. Services	1,628	1,875	1,587

Source: Missouri Department of Health and Senior Services. Hospital encounters are categorized based on ICD-10 diagnosis codes. Beginning with 2020 data, individuals with more than one encounter for a substance use or mental disorder are counted for each encounter they have during the calendar year. Related disorders are those that are listed with a secondary diagnosis.

JUVENILE PLACEMENTS

	2023	2022	2021
Total Out-of-Home Placements	613	686	752
Parent/Caretaker Alcohol Use Reported	43	57	58
Parent/Caretaker Drug Use Reported	256	311	405

Source: Missouri Department of Social Services, Children's Division. Multiple factors are often considered when a child is placed out of the home. Removals involving parental substance use conditions are included in this profile.

JUVENILE COURT REFERRALS

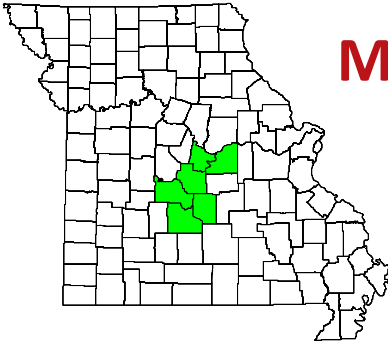
	2023	2022	2021
Child Abuse	214	267	180
Child Neglect	768	763	917
Child Custody Issues	227	289	200
Juvenile Violent Offenses	537	560	450
Juvenile Alcohol Offenses	37	45	22
Juvenile Drug Offenses	118	159	118
School Truancy	40	35	18
Absent from Home	126	137	98
Beyond Parental Control	76	85	57
Injurious Behavior	714	698	422

Source: Missouri Office of State Courts Administrator.

CRIMINAL JUSTICE

	FY 2024	FY 2023	FY 2022
Treatment Court Participants	764	807	777
Drug Conviction: Probation	530	560	554
Drug Conviction: Prison	275	320	320
Drug Conviction: Parole	282	301	361
DWI Conviction: Probation	114	107	82
DWI Conviction: Prison	41	45	48
DWI Conviction: Parole	37	26	33

Sources: Missouri Office of State Courts Administrator; Missouri Department of Corrections.



MENTAL HEALTH SERVICE AREA 11

Data on this page pertain to the map area shaded green.

DEMOGRAPHICS

	2023	2022	2021
Population Estimate	250,872	249,793	248,495
Labor Force	110,591	109,066	108,595
Employed	107,213	106,398	104,377
Unemployed	3,378	2,668	4,218
Unemployment Rate	3.1%	2.4%	3.9%
Median Household Income	-----		
Poverty Estimate, Individuals of All Ages	-----	27,449	30,070
Poverty Estimate, Children Under Age 18	-----	8,258	8,954

Source: U.S. Bureau of the Census.

BIRTHS AND DEATHS

	2023	2022	2021
Resident Births	2,726	2,774	2,891
Resident Deaths	2,634	2,792	2,997
Suicide	48	51	63
Homicide	14	11	11
Alcohol Induced Deaths	39	25	28
Drug Induced Deaths	74	61	72
Smoking Attributable Deaths	419	444	427

Source: Missouri Department of Health and Senior Services

IMPAIRED DRIVING

	2023	2022	2021
Alcohol Involved Fatal Crashes	4	11	5
Alcohol Involved Injury Crashes	103	111	102
Alcohol Involved Property Damage Crashes	165	157	178
Killed in Alcohol Involved Crashes	4	13	6
Injured in Alcohol Involved Crashes	151	161	131
Drug Involved Fatal Crashes	2	2	5
Drug Involved Injury Crashes	24	23	23
Drug Involved Property Damage Crashes	27	28	42
Killed in Drug Involved Crashes	2	2	6
Injured in Drug Involved Crashes	49	35	32

Source: Missouri Department of Public Safety, Missouri State Highway Patrol.

POLICE REPORTS

	2023	2022	2021
DUI Arrests, DWI Tracking System	1,388	1,148	1,164
Liquor Law Arrests	51	43	47
Drug Arrests	787	1,102	906
Violent Offenses	541	533	534
Domestic Violence Reports	1,089	1,008	1,007
Property Offenses	2,691	2,912	2,906

Source: Missouri Department of Public Safety, Missouri State Highway Patrol.

SCHOOL REPORTS

	2022-23	2021-22
Reported School Suspensions	968	727
Reported Substance Related Suspensions	292	135
Reported Violence or Weapon Suspensions	56	62
Enrollment Grades K-8	24,235	24,305
Enrollment Grades 9-12	11,734	11,690
Dropouts	195	203

Source: Missouri Department of Elementary and Secondary Education. County-level data are aggregated by school district. Reported suspensions and dropouts fewer than five (5) in a district are suppressed and represented as zero (0) in the county totals.

----- Indicates data not available

HOSPITAL / EMERGENCY ROOM

Principal Disorder	2022	2021	2020
Alcohol Use: E.R. Services, then Discharged	522	565	524
Alcohol Use: E.R. Services, then Admitted	121	124	126
Alcohol Use: Admitted without E.R. Services	140	132	96
Drug Use: E.R. Services, then Discharged	612	413	486
Drug Use: E.R. Services, then Admitted	84	58	73
Drug Use: Admitted without E.R. Services	157	78	104
Mental: E.R. Services, then Discharged	1,711	2,093	2,056
Mental: E.R. Services, then Admitted	627	806	929
Mental: Admitted without E.R. Services	1,106	1,315	1,302

Related Disorder

Alcohol Use: E.R. Services, then Discharged	671	732	553
Alcohol Use: E.R. Services, then Admitted	450	444	547
Alcohol Use: Admitted without E.R. Services	724	604	536
Drug Use: E.R. Services, then Discharged	1,199	1,119	882
Drug Use: E.R. Services, then Admitted	590	571	746
Drug Use: Admitted without E.R. Services	854	842	722

Source: Missouri Department of Health and Senior Services. Hospital encounters are categorized based on ICD-10 diagnosis codes. Beginning with 2020 data, individuals with more than one encounter for a substance use or mental disorder are counted for each encounter they have during the calendar year. Related disorders are those that are listed with a secondary diagnosis.

JUVENILE PLACEMENTS

	2023	2022	2021
Total Out-of-Home Placements	316	226	287
Parent/Caretaker Alcohol Use Reported	17	9	21
Parent/Caretaker Drug Use Reported	124	84	132

Source: Missouri Department of Social Services, Children's Division. Multiple factors are often considered when a child is placed out of the home. Removals involving parental substance use conditions are included in this profile.

JUVENILE COURT REFERRALS

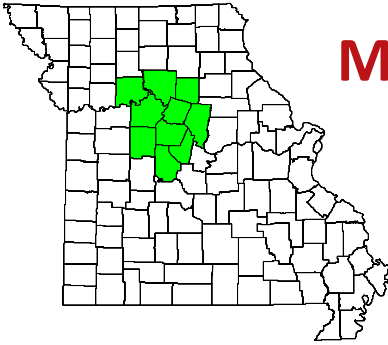
	2023	2022	2021
Child Abuse	265	198	229
Child Neglect	455	378	627
Child Custody Issues	187	207	253
Juvenile Violent Offenses	305	272	148
Juvenile Alcohol Offenses	43	21	13
Juvenile Drug Offenses	101	91	64
School Truancy	170	209	196
Absent from Home	66	67	72
Beyond Parental Control	133	119	85
Injurious Behavior	412	455	364

Source: Missouri Office of State Courts Administrator.

CRIMINAL JUSTICE

	FY 2024	FY 2023	FY 2022
Treatment Court Participants	228	244	224
Drug Conviction: Probation	444	488	491
Drug Conviction: Prison	216	232	245
Drug Conviction: Parole	224	252	281
DWI Conviction: Probation	41	63	43
DWI Conviction: Prison	19	14	7
DWI Conviction: Parole	6	13	6

Sources: Missouri Office of State Courts Administrator; Missouri Department of Corrections.



MENTAL HEALTH SERVICE AREA 12

Data on this page pertain to the map area shaded green.

DEMOGRAPHICS

	2023	2022	2021
Population Estimate	360,215	358,426	356,356
Labor Force	177,222	175,337	175,831
Employed	172,351	171,467	169,750
Unemployed	4,871	3,870	6,081
Unemployment Rate	2.7%	2.2%	3.5%
Median Household Income	-----		
Poverty Estimate, Individuals of All Ages	-----	53,184	52,912
Poverty Estimate, Children Under Age 18	-----	11,882	12,473

Source: U.S. Bureau of the Census.

BIRTHS AND DEATHS

	2023	2022	2021
Resident Births	3,818	4,004	3,935
Resident Deaths	3,277	3,634	3,693
Suicide	48	67	67
Homicide	14	19	22
Alcohol Induced Deaths	35	34	41
Drug Induced Deaths	79	87	79
Smoking Attributable Deaths	491	517	536

Source: Missouri Department of Health and Senior Services

IMPAIRED DRIVING

	2023	2022	2021
Alcohol Involved Fatal Crashes	7	7	4
Alcohol Involved Injury Crashes	115	86	105
Alcohol Involved Property Damage Crashes	169	176	155
Killed in Alcohol Involved Crashes	8	10	4
Injured in Alcohol Involved Crashes	155	126	149
Drug Involved Fatal Crashes	5	2	6
Drug Involved Injury Crashes	22	17	20
Drug Involved Property Damage Crashes	25	26	61
Killed in Drug Involved Crashes	6	3	6
Injured in Drug Involved Crashes	28	27	27

Source: Missouri Department of Public Safety, Missouri State Highway Patrol.

POLICE REPORTS

	2023	2022	2021
DUI Arrests, DWI Tracking System	1,361	1,443	1,488
Liquor Law Arrests	114	112	158
Drug Arrests	1,093	1,661	1,334
Violent Offenses	1,208	1,294	1,334
Domestic Violence Reports	2,082	2,020	2,065
Property Offenses	6,071	6,112	5,934

Source: Missouri Department of Public Safety, Missouri State Highway Patrol.

SCHOOL REPORTS

	2022-23	2021-22
Reported School Suspensions	542	362
Reported Substance Related Suspensions	88	41
Reported Violence or Weapon Suspensions	90	58
Enrollment Grades K-8	32,685	32,168
Enrollment Grades 9-12	15,429	14,820
Dropouts	220	298

Source: Missouri Department of Elementary and Secondary Education. County-level data are aggregated by school district. Reported suspensions and dropouts fewer than five (5) in a district are suppressed and represented as zero (0) in the county totals.

----- Indicates data not available

HOSPITAL / EMERGENCY ROOM

Principal Disorder	2022	2021	2020
Alcohol Use: E.R. Services, then Discharged	884	944	821
Alcohol Use: E.R. Services, then Admitted	258	323	391
Alcohol Use: Admitted without E.R. Services	197	173	190
Drug Use: E.R. Services, then Discharged	838	614	618
Drug Use: E.R. Services, then Admitted	267	163	192
Drug Use: Admitted without E.R. Services	209	80	100
Mental: E.R. Services, then Discharged	2,730	2,961	2,688
Mental: E.R. Services, then Admitted	1,331	1,565	1,458
Mental: Admitted without E.R. Services	1,382	1,481	1,674

Related Disorder

Alcohol Use: E.R. Services, then Discharged	874	1,001	1,710
Alcohol Use: E.R. Services, then Admitted	730	762	915
Alcohol Use: Admitted without E.R. Services	852	735	736
Drug Use: E.R. Services, then Discharged	1,834	1,970	1,865
Drug Use: E.R. Services, then Admitted	1,132	1,204	1,279
Drug Use: Admitted without E.R. Services	1,232	1,108	1,123

Source: Missouri Department of Health and Senior Services. Hospital encounters are categorized based on ICD-10 diagnosis codes. Beginning with 2020 data, individuals with more than one encounter for a substance use or mental disorder are counted for each encounter they have during the calendar year. Related disorders are those that are listed with a secondary diagnosis.

JUVENILE PLACEMENTS

	2023	2022	2021
Total Out-of-Home Placements	322	342	358
Parent/Caretaker Alcohol Use Reported	22	18	25
Parent/Caretaker Drug Use Reported	117	138	158

Source: Missouri Department of Social Services, Children's Division. Multiple factors are often considered when a child is placed out of the home. Removals involving parental substance use conditions are included in this profile.

JUVENILE COURT REFERRALS

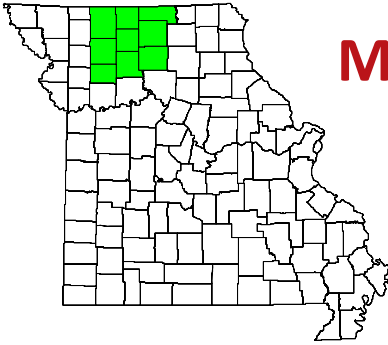
	2023	2022	2021
Child Abuse	86	126	130
Child Neglect	387	422	386
Child Custody Issues	69	139	105
Juvenile Violent Offenses	513	466	302
Juvenile Alcohol Offenses	18	29	7
Juvenile Drug Offenses	45	131	91
School Truancy	210	216	113
Absent from Home	91	113	108
Beyond Parental Control	279	285	182
Injurious Behavior	838	845	683

Source: Missouri Office of State Courts Administrator.

CRIMINAL JUSTICE

	FY 2024	FY 2023	FY 2022
Treatment Court Participants	466	425	404
Drug Conviction: Probation	464	527	607
Drug Conviction: Prison	327	416	447
Drug Conviction: Parole	416	454	433
DWI Conviction: Probation	61	71	75
DWI Conviction: Prison	19	24	26
DWI Conviction: Parole	18	21	22

Sources: Missouri Office of State Courts Administrator; Missouri Department of Corrections.



MENTAL HEALTH SERVICE AREA 13

Data on this page pertain to the map area shaded green.

DEMOGRAPHICS

	2023	2022	2021
Population Estimate	75,793	75,570	75,359
Labor Force	34,143	34,578	35,361
Employed	33,113	33,717	33,957
Unemployed	1,030	861	1,404
Unemployment Rate	3.0%	2.5%	4.0%
Median Household Income	-----		
Poverty Estimate, Individuals of All Ages	-----	10,997	10,630
Poverty Estimate, Children Under Age 18	-----	3,508	3,656

Source: U.S. Bureau of the Census.

BIRTHS AND DEATHS

	2023	2022	2021
Resident Births	913	942	872
Resident Deaths	1,011	1,099	1,138
Suicide	13	16	17
Homicide	0	4	1
Alcohol Induced Deaths	5	5	6
Drug Induced Deaths	12	16	12
Smoking Attributable Deaths	160	184	163

Source: Missouri Department of Health and Senior Services

IMPAIRED DRIVING

	2023	2022	2021
Alcohol Involved Fatal Crashes	0	0	3
Alcohol Involved Injury Crashes	29	28	27
Alcohol Involved Property Damage Crashes	30	39	24
Killed in Alcohol Involved Crashes	0	0	3
Injured in Alcohol Involved Crashes	43	32	39
Drug Involved Fatal Crashes	0	1	1
Drug Involved Injury Crashes	7	0	10
Drug Involved Property Damage Crashes	10	3	4
Killed in Drug Involved Crashes	0	1	1
Injured in Drug Involved Crashes	11	0	15

Source: Missouri Department of Public Safety, Missouri State Highway Patrol.

POLICE REPORTS

	2023	2022	2021
DUI Arrests, DWI Tracking System	345	368	353
Liquor Law Arrests	23	18	21
Drug Arrests	133	212	196
Violent Offenses	96	117	114
Domestic Violence Reports	274	238	260
Property Offenses	431	507	467

Source: Missouri Department of Public Safety, Missouri State Highway Patrol.

SCHOOL REPORTS

	2022-23	2021-22
Reported School Suspensions	42	30
Reported Substance Related Suspensions	0	0
Reported Violence or Weapon Suspensions	0	0
Enrollment Grades K-8	7,440	7,482
Enrollment Grades 9-12	3,630	3,695
Dropouts	23	22

Source: Missouri Department of Elementary and Secondary Education. County-level data are aggregated by school district. Reported suspensions and dropouts fewer than five (5) in a district are suppressed and represented as zero (0) in the county totals.

----- Indicates data not available

HOSPITAL / EMERGENCY ROOM

Principal Disorder	2022	2021	2020
Alcohol Use: E.R. Services, then Discharged	133	99	99
Alcohol Use: E.R. Services, then Admitted	9	39	23
Alcohol Use: Admitted without E.R. Services	53	48	40
Drug Use: E.R. Services, then Discharged	138	69	48
Drug Use: E.R. Services, then Admitted	10	16	14
Drug Use: Admitted without E.R. Services	56	11	14
Mental: E.R. Services, then Discharged	585	614	606
Mental: E.R. Services, then Admitted	51	115	144
Mental: Admitted without E.R. Services	419	517	482

Related Disorder

Alcohol Use: E.R. Services, then Discharged	189	179	182
Alcohol Use: E.R. Services, then Admitted	36	80	90
Alcohol Use: Admitted without E.R. Services	252	226	236
Drug Use: E.R. Services, then Discharged	402	239	192
Drug Use: E.R. Services, then Admitted	52	91	102
Drug Use: Admitted without E.R. Services	322	271	267

Source: Missouri Department of Health and Senior Services. Hospital encounters are categorized based on ICD-10 diagnosis codes. Beginning with 2020 data, individuals with more than one encounter for a substance use or mental disorder are counted for each encounter they have during the calendar year. Related disorders are those that are listed with a secondary diagnosis.

JUVENILE PLACEMENTS

	2023	2022	2021
Total Out-of-Home Placements	109	113	132
Parent/Caretaker Alcohol Use Reported	3	7	7
Parent/Caretaker Drug Use Reported	30	44	58

Source: Missouri Department of Social Services, Children's Division. Multiple factors are often considered when a child is placed out of the home. Removals involving parental substance use conditions are included in this profile.

JUVENILE COURT REFERRALS

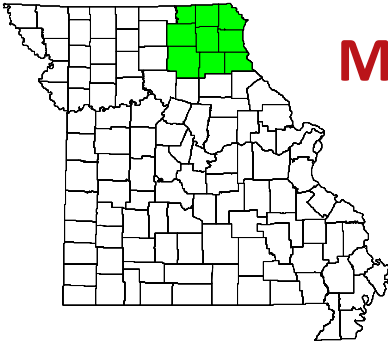
	2023	2022	2021
Child Abuse	127	105	73
Child Neglect	296	376	321
Child Custody Issues	13	4	9
Juvenile Violent Offenses	80	80	77
Juvenile Alcohol Offenses	21	24	14
Juvenile Drug Offenses	41	65	15
School Truancy	91	138	147
Absent from Home	40	20	20
Beyond Parental Control	25	28	21
Injurious Behavior	175	199	157

Source: Missouri Office of State Courts Administrator.

CRIMINAL JUSTICE

	FY 2024	FY 2023	FY 2022
Treatment Court Participants	84	114	122
Drug Conviction: Probation	103	115	160
Drug Conviction: Prison	123	129	146
Drug Conviction: Parole	145	156	163
DWI Conviction: Probation	15	18	24
DWI Conviction: Prison	12	12	13
DWI Conviction: Parole	15	14	8

Sources: Missouri Office of State Courts Administrator; Missouri Department of Corrections.



MENTAL HEALTH SERVICE AREA 14

Data on this page pertain to the map area shaded green.

DEMOGRAPHICS

	2023	2022	2021
Population Estimate	103,461	103,669	104,016
Labor Force	46,801	47,146	48,293
Employed	45,279	45,929	46,495
Unemployed	1,522	1,217	1,798
Unemployment Rate	3.3%	2.6%	3.7%
Median Household Income	-----		
Poverty Estimate, Individuals of All Ages	-----	16,426	16,037
Poverty Estimate, Children Under Age 18	-----	4,360	4,496

Source: U.S. Bureau of the Census.

BIRTHS AND DEATHS

	2023	2022	2021
Resident Births	1,223	1,203	1,190
Resident Deaths	1,276	1,335	1,456
Suicide	19	23	19
Homicide	2	3	3
Alcohol Induced Deaths	7	5	8
Drug Induced Deaths	14	13	17
Smoking Attributable Deaths	220	197	206

Source: Missouri Department of Health and Senior Services

IMPAIRED DRIVING

	2023	2022	2021
Alcohol Involved Fatal Crashes	3	6	2
Alcohol Involved Injury Crashes	25	33	33
Alcohol Involved Property Damage Crashes	35	41	51
Killed in Alcohol Involved Crashes	3	6	2
Injured in Alcohol Involved Crashes	41	44	36
Drug Involved Fatal Crashes	0	0	1
Drug Involved Injury Crashes	3	10	8
Drug Involved Property Damage Crashes	11	11	6
Killed in Drug Involved Crashes	0	0	1
Injured in Drug Involved Crashes	5	17	11

Source: Missouri Department of Public Safety, Missouri State Highway Patrol.

POLICE REPORTS

	2023	2022	2021
DUI Arrests, DWI Tracking System	395	362	380
Liquor Law Arrests	9	6	37
Drug Arrests	297	568	476
Violent Offenses	181	216	214
Domestic Violence Reports	495	526	501
Property Offenses	1,429	1,932	2,147

Source: Missouri Department of Public Safety, Missouri State Highway Patrol.

SCHOOL REPORTS

	2022-23	2021-22
Reported School Suspensions	175	172
Reported Substance Related Suspensions	47	10
Reported Violence or Weapon Suspensions	5	0
Enrollment Grades K-8	9,423	9,458
Enrollment Grades 9-12	4,715	4,706
Dropouts	59	56

Source: Missouri Department of Elementary and Secondary Education. County-level data are aggregated by school district. Reported suspensions and dropouts fewer than five (5) in a district are suppressed and represented as zero (0) in the county totals.

----- Indicates data not available

HOSPITAL / EMERGENCY ROOM

Principal Disorder	2022	2021	2020
Alcohol Use: E.R. Services, then Discharged	195	174	191
Alcohol Use: E.R. Services, then Admitted	43	29	18
Alcohol Use: Admitted without E.R. Services	25	32	29
Drug Use: E.R. Services, then Discharged	207	101	115
Drug Use: E.R. Services, then Admitted	43	20	18
Drug Use: Admitted without E.R. Services	28	21	12
Mental: E.R. Services, then Discharged	685	622	558
Mental: E.R. Services, then Admitted	215	218	125
Mental: Admitted without E.R. Services	296	523	422

Related Disorder

Alcohol Use: E.R. Services, then Discharged	201	201	207
Alcohol Use: E.R. Services, then Admitted	143	142	138
Alcohol Use: Admitted without E.R. Services	189	198	189
Drug Use: E.R. Services, then Discharged	421	366	304
Drug Use: E.R. Services, then Admitted	209	178	176
Drug Use: Admitted without E.R. Services	267	287	282

Source: Missouri Department of Health and Senior Services. Hospital encounters are categorized based on ICD-10 diagnosis codes. Beginning with 2020 data, individuals with more than one encounter for a substance use or mental disorder are counted for each encounter they have during the calendar year. Related disorders are those that are listed with a secondary diagnosis.

JUVENILE PLACEMENTS

	2023	2022	2021
Total Out-of-Home Placements	222	233	253
Parent/Caretaker Alcohol Use Reported	7	17	13
Parent/Caretaker Drug Use Reported	88	106	118

Source: Missouri Department of Social Services, Children's Division. Multiple factors are often considered when a child is placed out of the home. Removals involving parental substance use conditions are included in this profile.

JUVENILE COURT REFERRALS

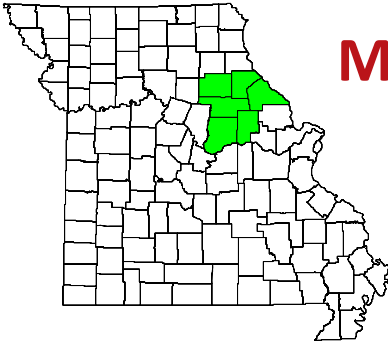
	2023	2022	2021
Child Abuse	46	29	40
Child Neglect	207	246	237
Child Custody Issues	1	6	6
Juvenile Violent Offenses	99	85	72
Juvenile Alcohol Offenses	18	19	2
Juvenile Drug Offenses	32	83	25
School Truancy	176	139	142
Absent from Home	15	24	19
Beyond Parental Control	118	111	119
Injurious Behavior	200	218	173

Source: Missouri Office of State Courts Administrator.

CRIMINAL JUSTICE

	FY 2024	FY 2023	FY 2022
Treatment Court Participants	182	177	148
Drug Conviction: Probation	146	169	151
Drug Conviction: Prison	98	111	125
Drug Conviction: Parole	124	132	136
DWI Conviction: Probation	15	15	11
DWI Conviction: Prison	1	5	1
DWI Conviction: Parole	0	3	3

Sources: Missouri Office of State Courts Administrator; Missouri Department of Corrections.



MENTAL HEALTH SERVICE AREA 15

Data on this page pertain to the map area shaded green.

DEMOGRAPHICS

	2023	2022	2021
Population Estimate	117,706	117,402	117,620
Labor Force	53,713	53,711	54,126
Employed	52,094	52,375	52,163
Unemployed	1,619	1,336	1,963
Unemployment Rate	3.0%	2.5%	3.6%
Median Household Income	-----		
Poverty Estimate, Individuals of All Ages	-----	14,733	14,574
Poverty Estimate, Children Under Age 18	-----	4,553	4,512

Source: U.S. Bureau of the Census.

BIRTHS AND DEATHS

	2023	2022	2021
Resident Births	1,216	1,237	1,280
Resident Deaths	1,340	1,520	1,487
Suicide	22	27	24
Homicide	4	7	0
Alcohol Induced Deaths	9	11	11
Drug Induced Deaths	23	37	31
Smoking Attributable Deaths	193	207	220

Source: Missouri Department of Health and Senior Services

IMPAIRED DRIVING

	2023	2022	2021
Alcohol Involved Fatal Crashes	3	1	6
Alcohol Involved Injury Crashes	33	30	59
Alcohol Involved Property Damage Crashes	62	55	67
Killed in Alcohol Involved Crashes	3	1	7
Injured in Alcohol Involved Crashes	38	46	85
Drug Involved Fatal Crashes	1	2	2
Drug Involved Injury Crashes	4	4	10
Drug Involved Property Damage Crashes	6	14	13
Killed in Drug Involved Crashes	1	2	2
Injured in Drug Involved Crashes	4	6	12

Source: Missouri Department of Public Safety, Missouri State Highway Patrol.

POLICE REPORTS

	2023	2022	2021
DUI Arrests, DWI Tracking System	393	396	427
Liquor Law Arrests	2	6	23
Drug Arrests	315	492	616
Violent Offenses	185	237	291
Domestic Violence Reports	509	570	775
Property Offenses	775	1,109	1,482

Source: Missouri Department of Public Safety, Missouri State Highway Patrol.

SCHOOL REPORTS

	2022-23	2021-22
Reported School Suspensions	182	156
Reported Substance Related Suspensions	36	23
Reported Violence or Weapon Suspensions	6	14
Enrollment Grades K-8	9,276	9,346
Enrollment Grades 9-12	4,470	4,486
Dropouts	72	67

Source: Missouri Department of Elementary and Secondary Education. County-level data are aggregated by school district. Reported suspensions and dropouts fewer than five (5) in a district are suppressed and represented as zero (0) in the county totals.

----- Indicates data not available

HOSPITAL / EMERGENCY ROOM

Principal Disorder	2022	2021	2020
Alcohol Use: E.R. Services, then Discharged	232	234	229
Alcohol Use: E.R. Services, then Admitted	72	80	86
Alcohol Use: Admitted without E.R. Services	38	45	23
Drug Use: E.R. Services, then Discharged	262	113	152
Drug Use: E.R. Services, then Admitted	90	48	39
Drug Use: Admitted without E.R. Services	42	31	20
Mental: E.R. Services, then Discharged	874	754	968
Mental: E.R. Services, then Admitted	503	624	664
Mental: Admitted without E.R. Services	599	648	670

Related Disorder

Alcohol Use: E.R. Services, then Discharged	260	188	245
Alcohol Use: E.R. Services, then Admitted	296	314	302
Alcohol Use: Admitted without E.R. Services	240	224	206
Drug Use: E.R. Services, then Discharged	516	385	438
Drug Use: E.R. Services, then Admitted	425	401	488
Drug Use: Admitted without E.R. Services	380	339	309

Source: Missouri Department of Health and Senior Services. Hospital encounters are categorized based on ICD-10 diagnosis codes. Beginning with 2020 data, individuals with more than one encounter for a substance use or mental disorder are counted for each encounter they have during the calendar year. Related disorders are those that are listed with a secondary diagnosis.

JUVENILE PLACEMENTS

	2023	2022	2021
Total Out-of-Home Placements	93	116	194
Parent/Caretaker Alcohol Use Reported	3	4	12
Parent/Caretaker Drug Use Reported	36	49	85

Source: Missouri Department of Social Services, Children's Division. Multiple factors are often considered when a child is placed out of the home. Removals involving parental substance use conditions are included in this profile.

JUVENILE COURT REFERRALS

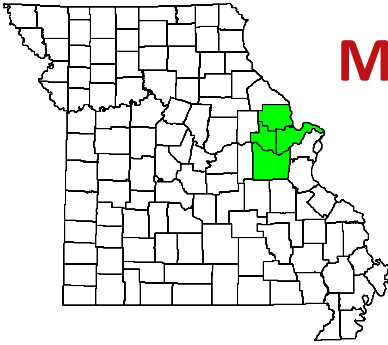
	2023	2022	2021
Child Abuse	22	34	29
Child Neglect	192	194	266
Child Custody Issues	11	18	13
Juvenile Violent Offenses	156	152	120
Juvenile Alcohol Offenses	12	12	16
Juvenile Drug Offenses	37	40	27
School Truancy	63	100	94
Absent from Home	58	42	33
Beyond Parental Control	193	172	116
Injurious Behavior	221	226	119

Source: Missouri Office of State Courts Administrator.

CRIMINAL JUSTICE

	FY 2024	FY 2023	FY 2022
Treatment Court Participants	194	170	128
Drug Conviction: Probation	185	221	231
Drug Conviction: Prison	138	120	176
Drug Conviction: Parole	143	150	157
DWI Conviction: Probation	28	23	30
DWI Conviction: Prison	10	8	8
DWI Conviction: Parole	7	4	5

Sources: Missouri Office of State Courts Administrator; Missouri Department of Corrections.



MENTAL HEALTH SERVICE AREA 16

Data on this page pertain to the map area shaded green.

DEMOGRAPHICS

	2023	2022	2021
Population Estimate	625,568	620,097	614,022
Labor Force	333,816	330,691	328,113
Employed	324,927	323,518	315,994
Unemployed	8,889	7,173	12,119
Unemployment Rate	2.7%	2.2%	3.7%
Median Household Income	-----		
Poverty Estimate, Individuals of All Ages	-----	39,614	39,712
Poverty Estimate, Children Under Age 18	-----	10,304	11,169

Source: U.S. Bureau of the Census.

BIRTHS AND DEATHS

	2023	2022	2021
Resident Births	6,290	6,687	6,578
Resident Deaths	5,611	6,013	6,066
Suicide	115	108	106
Homicide	31	22	13
Alcohol Induced Deaths	81	81	85
Drug Induced Deaths	184	200	204
Smoking Attributable Deaths	778	825	788

Source: Missouri Department of Health and Senior Services

IMPAIRED DRIVING

	2023	2022	2021
Alcohol Involved Fatal Crashes	11	14	18
Alcohol Involved Injury Crashes	171	166	194
Alcohol Involved Property Damage Crashes	329	347	373
Killed in Alcohol Involved Crashes	16	15	18
Injured in Alcohol Involved Crashes	237	213	254
Drug Involved Fatal Crashes	2	4	10
Drug Involved Injury Crashes	27	39	52
Drug Involved Property Damage Crashes	55	58	101
Killed in Drug Involved Crashes	4	4	10
Injured in Drug Involved Crashes	40	57	72

Source: Missouri Department of Public Safety, Missouri State Highway Patrol.

POLICE REPORTS

	2023	2022	2021
DUI Arrests, DWI Tracking System	2,193	2,221	2,187
Liquor Law Arrests	145	136	117
Drug Arrests	1,717	2,653	1,929
Violent Offenses	1,033	1,044	1,457
Domestic Violence Reports	2,326	2,457	2,506
Property Offenses	5,117	6,381	6,657

Source: Missouri Department of Public Safety, Missouri State Highway Patrol.

SCHOOL REPORTS

	2022-23	2021-22
Reported School Suspensions	1,363	945
Reported Substance Related Suspensions	514	297
Reported Violence or Weapon Suspensions	54	77
Enrollment Grades K-8	58,449	58,593
Enrollment Grades 9-12	28,392	28,042
Dropouts	337	395

Source: Missouri Department of Elementary and Secondary Education. County-level data are aggregated by school district. Reported suspensions and dropouts fewer than five (5) in a district are suppressed and represented as zero (0) in the county totals.

----- Indicates data not available

HOSPITAL / EMERGENCY ROOM

Principal Disorder	2022	2021	2020
Alcohol Use: E.R. Services, then Discharged	1,185	1,154	1,154
Alcohol Use: E.R. Services, then Admitted	537	470	397
Alcohol Use: Admitted without E.R. Services	436	462	402
Drug Use: E.R. Services, then Discharged	1,451	892	1,104
Drug Use: E.R. Services, then Admitted	439	152	170
Drug Use: Admitted without E.R. Services	387	396	359
Mental: E.R. Services, then Discharged	4,495	4,529	4,266
Mental: E.R. Services, then Admitted	2,786	3,541	3,456
Mental: Admitted without E.R. Services	2,855	3,227	3,064

Related Disorder

Alcohol Use: E.R. Services, then Discharged	1,255	1,229	1,408
Alcohol Use: E.R. Services, then Admitted	2,522	2,331	2,264
Alcohol Use: Admitted without E.R. Services	1,157	1,263	1,276
Drug Use: E.R. Services, then Discharged	2,357	1,957	2,050
Drug Use: E.R. Services, then Admitted	2,521	2,852	2,537
Drug Use: Admitted without E.R. Services	1,733	1,987	2,022

Source: Missouri Department of Health and Senior Services. Hospital encounters are categorized based on ICD-10 diagnosis codes. Beginning with 2020 data, individuals with more than one encounter for a substance use or mental disorder are counted for each encounter they have during the calendar year. Related disorders are those that are listed with a secondary diagnosis.

JUVENILE PLACEMENTS

	2023	2022	2021
Total Out-of-Home Placements	304	290	369
Parent/Caretaker Alcohol Use Reported	11	17	18
Parent/Caretaker Drug Use Reported	138	168	221

Source: Missouri Department of Social Services, Children's Division. Multiple factors are often considered when a child is placed out of the home. Removals involving parental substance use conditions are included in this profile.

JUVENILE COURT REFERRALS

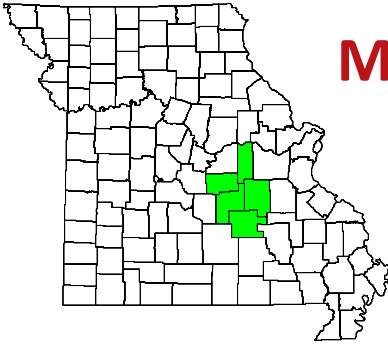
	2023	2022	2021
Child Abuse	165	106	37
Child Neglect	382	323	520
Child Custody Issues	46	37	38
Juvenile Violent Offenses	575	437	359
Juvenile Alcohol Offenses	57	57	35
Juvenile Drug Offenses	217	178	87
School Truancy	267	274	315
Absent from Home	216	189	250
Beyond Parental Control	43	21	17
Injurious Behavior	211	196	187

Source: Missouri Office of State Courts Administrator.

CRIMINAL JUSTICE

	FY 2024	FY 2023	FY 2022
Treatment Court Participants	574	485	407
Drug Conviction: Probation	661	501	511
Drug Conviction: Prison	210	243	256
Drug Conviction: Parole	258	326	321
DWI Conviction: Probation	127	116	124
DWI Conviction: Prison	24	41	39
DWI Conviction: Parole	18	28	35

Sources: Missouri Office of State Courts Administrator; Missouri Department of Corrections.



MENTAL HEALTH SERVICE AREA 17A

Data on this page pertain to the map area shaded green.

DEMOGRAPHICS

	2023	2022	2021
Population Estimate	105,785	105,638	105,408
Labor Force	48,367	48,278	48,718
Employed	46,834	47,022	46,779
Unemployed	1,533	1,256	1,939
Unemployment Rate	3.2%	2.6%	4.0%
Median Household Income	-----		
Poverty Estimate, Individuals of All Ages	-----	15,953	16,104
Poverty Estimate, Children Under Age 18	-----	4,338	4,701

Source: U.S. Bureau of the Census.

BIRTHS AND DEATHS

	2023	2022	2021
Resident Births	1,035	1,078	1,058
Resident Deaths	1,441	1,533	1,640
Suicide	20	25	26
Homicide	6	3	11
Alcohol Induced Deaths	7	15	20
Drug Induced Deaths	54	48	73
Smoking Attributable Deaths	244	236	216

Source: Missouri Department of Health and Senior Services

IMPAIRED DRIVING

	2023	2022	2021
Alcohol Involved Fatal Crashes	4	3	7
Alcohol Involved Injury Crashes	52	33	38
Alcohol Involved Property Damage Crashes	65	59	76
Killed in Alcohol Involved Crashes	4	4	7
Injured in Alcohol Involved Crashes	64	55	47
Drug Involved Fatal Crashes	2	1	1
Drug Involved Injury Crashes	12	11	16
Drug Involved Property Damage Crashes	8	14	15
Killed in Drug Involved Crashes	4	1	1
Injured in Drug Involved Crashes	16	13	22

Source: Missouri Department of Public Safety, Missouri State Highway Patrol.

POLICE REPORTS

	2023	2022	2021
DUI Arrests, DWI Tracking System	421	434	489
Liquor Law Arrests	21	60	14
Drug Arrests	546	730	549
Violent Offenses	270	340	289
Domestic Violence Reports	726	721	632
Property Offenses	2,074	2,189	2,215

Source: Missouri Department of Public Safety, Missouri State Highway Patrol.

SCHOOL REPORTS

	2022-23	2021-22
Reported School Suspensions	234	153
Reported Substance Related Suspensions	80	54
Reported Violence or Weapon Suspensions	14	11
Enrollment Grades K-8	9,977	10,212
Enrollment Grades 9-12	4,950	4,934
Dropouts	49	40

Source: Missouri Department of Elementary and Secondary Education. County-level data are aggregated by school district. Reported suspensions and dropouts fewer than five (5) in a district are suppressed and represented as zero (0) in the county totals.

----- Indicates data not available

HOSPITAL / EMERGENCY ROOM

Principal Disorder	2022	2021	2020
Alcohol Use: E.R. Services, then Discharged	239	289	268
Alcohol Use: E.R. Services, then Admitted	31	30	53
Alcohol Use: Admitted without E.R. Services	74	72	55
Drug Use: E.R. Services, then Discharged	379	258	262
Drug Use: E.R. Services, then Admitted	36	21	43
Drug Use: Admitted without E.R. Services	169	100	74
Mental: E.R. Services, then Discharged	765	942	860
Mental: E.R. Services, then Admitted	124	239	492
Mental: Admitted without E.R. Services	912	1,028	681

Related Disorder

Alcohol Use: E.R. Services, then Discharged	220	287	262
Alcohol Use: E.R. Services, then Admitted	198	162	350
Alcohol Use: Admitted without E.R. Services	471	478	287
Drug Use: E.R. Services, then Discharged	415	451	506
Drug Use: E.R. Services, then Admitted	236	234	461
Drug Use: Admitted without E.R. Services	784	713	485

Source: Missouri Department of Health and Senior Services. Hospital encounters are categorized based on ICD-10 diagnosis codes. Beginning with 2020 data, individuals with more than one encounter for a substance use or mental disorder are counted for each encounter they have during the calendar year. Related disorders are those that are listed with a secondary diagnosis.

JUVENILE PLACEMENTS

	2023	2022	2021
Total Out-of-Home Placements	219	269	243
Parent/Caretaker Alcohol Use Reported	23	18	7
Parent/Caretaker Drug Use Reported	138	150	145

Source: Missouri Department of Social Services, Children's Division. Multiple factors are often considered when a child is placed out of the home. Removals involving parental substance use conditions are included in this profile.

JUVENILE COURT REFERRALS

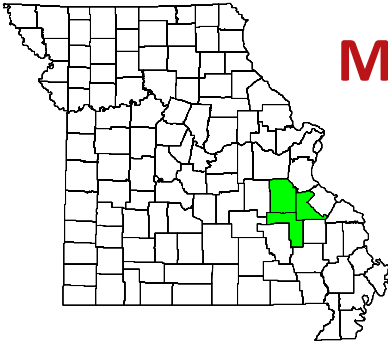
	2023	2022	2021
Child Abuse	22	82	78
Child Neglect	474	497	485
Child Custody Issues	13	11	21
Juvenile Violent Offenses	83	87	42
Juvenile Alcohol Offenses	12	29	11
Juvenile Drug Offenses	25	44	12
School Truancy	57	75	114
Absent from Home	30	18	18
Beyond Parental Control	43	59	56
Injurious Behavior	241	219	203

Source: Missouri Office of State Courts Administrator.

CRIMINAL JUSTICE

	FY 2024	FY 2023	FY 2022
Treatment Court Participants	78	88	90
Drug Conviction: Probation	163	181	228
Drug Conviction: Prison	134	129	184
Drug Conviction: Parole	153	150	165
DWI Conviction: Probation	28	20	34
DWI Conviction: Prison	4	11	10
DWI Conviction: Parole	7	6	13

Sources: Missouri Office of State Courts Administrator; Missouri Department of Corrections.



MENTAL HEALTH SERVICE AREA 17B

Data on this page pertain to the map area shaded green.

DEMOGRAPHICS

	2023	2022	2021
Population Estimate	100,032	99,824	99,922
Labor Force	38,978	39,084	39,612
Employed	37,438	37,794	37,639
Unemployed	1,540	1,290	1,973
Unemployment Rate	4.0%	3.3%	5.0%
Median Household Income	-----		
Poverty Estimate, Individuals of All Ages	-----	17,613	17,095
Poverty Estimate, Children Under Age 18	-----	4,902	5,120

Source: U.S. Bureau of the Census.

BIRTHS AND DEATHS

	2023	2022	2021
Resident Births	1,005	1,000	1,040
Resident Deaths	1,414	1,465	1,615
Suicide	24	19	23
Homicide	3	6	4
Alcohol Induced Deaths	10	8	19
Drug Induced Deaths	52	59	72
Smoking Attributable Deaths	266	264	244

Source: Missouri Department of Health and Senior Services

IMPAIRED DRIVING

	2023	2022	2021
Alcohol Involved Fatal Crashes	1	9	5
Alcohol Involved Injury Crashes	41	46	28
Alcohol Involved Property Damage Crashes	59	38	55
Killed in Alcohol Involved Crashes	1	9	5
Injured in Alcohol Involved Crashes	51	61	36
Drug Involved Fatal Crashes	2	5	0
Drug Involved Injury Crashes	12	10	14
Drug Involved Property Damage Crashes	7	7	21
Killed in Drug Involved Crashes	4	6	0
Injured in Drug Involved Crashes	17	14	26

Source: Missouri Department of Public Safety, Missouri State Highway Patrol.

POLICE REPORTS

	2023	2022	2021
DUI Arrests, DWI Tracking System	248	214	257
Liquor Law Arrests	9	2	10
Drug Arrests	523	696	387
Violent Offenses	270	270	264
Domestic Violence Reports	604	515	496
Property Offenses	1,950	1,866	2,021

Source: Missouri Department of Public Safety, Missouri State Highway Patrol.

SCHOOL REPORTS

	2022-23	2021-22
Reported School Suspensions	245	200
Reported Substance Related Suspensions	25	41
Reported Violence or Weapon Suspensions	0	0
Enrollment Grades K-8	9,944	10,096
Enrollment Grades 9-12	4,884	4,798
Dropouts	46	89

Source: Missouri Department of Elementary and Secondary Education. County-level data are aggregated by school district. Reported suspensions and dropouts fewer than five (5) in a district are suppressed and represented as zero (0) in the county totals.

----- Indicates data not available

HOSPITAL / EMERGENCY ROOM

Principal Disorder	2022	2021	2020
Alcohol Use: E.R. Services, then Discharged	258	295	273
Alcohol Use: E.R. Services, then Admitted	53	63	46
Alcohol Use: Admitted without E.R. Services	45	51	56
Drug Use: E.R. Services, then Discharged	556	421	348
Drug Use: E.R. Services, then Admitted	76	30	29
Drug Use: Admitted without E.R. Services	84	64	91
Mental: E.R. Services, then Discharged	1,516	1,526	1,588
Mental: E.R. Services, then Admitted	236	365	321
Mental: Admitted without E.R. Services	989	884	970
Related Disorder			
Alcohol Use: E.R. Services, then Discharged	392	313	342
Alcohol Use: E.R. Services, then Admitted	348	277	252
Alcohol Use: Admitted without E.R. Services	276	259	300
Drug Use: E.R. Services, then Discharged	2,473	1,041	1,255
Drug Use: E.R. Services, then Admitted	536	466	448
Drug Use: Admitted without E.R. Services	715	639	709

Source: Missouri Department of Health and Senior Services. Hospital encounters are categorized based on ICD-10 diagnosis codes. Beginning with 2020 data, individuals with more than one encounter for a substance use or mental disorder are counted for each encounter they have during the calendar year. Related disorders are those that are listed with a secondary diagnosis.

JUVENILE PLACEMENTS

	2023	2022	2021
Total Out-of-Home Placements	185	167	250
Parent/Caretaker Alcohol Use Reported	7	5	12
Parent/Caretaker Drug Use Reported	94	94	142

Source: Missouri Department of Social Services, Children's Division. Multiple factors are often considered when a child is placed out of the home. Removals involving parental substance use conditions are included in this profile.

JUVENILE COURT REFERRALS

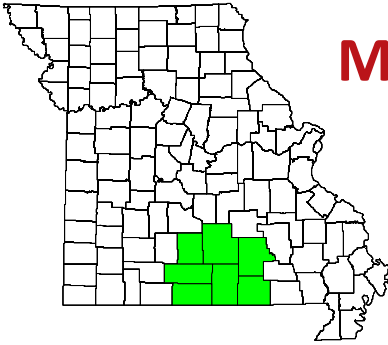
	2023	2022	2021
Child Abuse	8	21	17
Child Neglect	158	106	149
Child Custody Issues	0	0	1
Juvenile Violent Offenses	152	108	112
Juvenile Alcohol Offenses	21	12	9
Juvenile Drug Offenses	17	24	18
School Truancy	14	24	5
Absent from Home	18	2	10
Beyond Parental Control	36	15	39
Injurious Behavior	50	14	16

Source: Missouri Office of State Courts Administrator.

CRIMINAL JUSTICE

	FY 2024	FY 2023	FY 2022
Treatment Court Participants	86	108	129
Drug Conviction: Probation	150	147	177
Drug Conviction: Prison	120	137	176
Drug Conviction: Parole	166	181	201
DWI Conviction: Probation	16	12	14
DWI Conviction: Prison	4	4	7
DWI Conviction: Parole	4	6	4

Sources: Missouri Office of State Courts Administrator; Missouri Department of Corrections.



MENTAL HEALTH SERVICE AREA 18

Data on this page pertain to the map area shaded green.

DEMOGRAPHICS

	2023	2022	2021
Population Estimate	122,913	121,963	119,765
Labor Force	48,527	47,995	48,570
Employed	46,708	46,552	46,275
Unemployed	1,819	1,443	2,295
Unemployment Rate	3.7%	3.0%	4.7%
Median Household Income	-----		
Poverty Estimate, Individuals of All Ages	-----	23,856	23,503
Poverty Estimate, Children Under Age 18	-----	7,659	7,773

Source: U.S. Bureau of the Census.

BIRTHS AND DEATHS

	2023	2022	2021
Resident Births	1,423	1,379	1,410
Resident Deaths	1,794	2,021	2,087
Suicide	25	36	30
Homicide	8	10	1
Alcohol Induced Deaths	16	20	20
Drug Induced Deaths	38	35	27
Smoking Attributable Deaths	320	311	294

Source: Missouri Department of Health and Senior Services

IMPAIRED DRIVING

	2023	2022	2021
Alcohol Involved Fatal Crashes	9	6	5
Alcohol Involved Injury Crashes	64	50	59
Alcohol Involved Property Damage Crashes	68	43	46
Killed in Alcohol Involved Crashes	9	6	6
Injured in Alcohol Involved Crashes	96	67	91
Drug Involved Fatal Crashes	2	1	1
Drug Involved Injury Crashes	12	7	9
Drug Involved Property Damage Crashes	9	12	21
Killed in Drug Involved Crashes	2	1	1
Injured in Drug Involved Crashes	18	9	12

Source: Missouri Department of Public Safety, Missouri State Highway Patrol.

POLICE REPORTS

	2023	2022	2021
DUI Arrests, DWI Tracking System	534	448	466
Liquor Law Arrests	15	21	28
Drug Arrests	348	590	323
Violent Offenses	300	352	360
Domestic Violence Reports	739	723	742
Property Offenses	1,167	1,285	1,549

Source: Missouri Department of Public Safety, Missouri State Highway Patrol.

SCHOOL REPORTS

	2022-23	2021-22
Reported School Suspensions	206	134
Reported Substance Related Suspensions	75	22
Reported Violence or Weapon Suspensions	5	0
Enrollment Grades K-8	12,654	12,649
Enrollment Grades 9-12	5,841	5,893
Dropouts	5	26

Source: Missouri Department of Elementary and Secondary Education. County-level data are aggregated by school district. Reported suspensions and dropouts fewer than five (5) in a district are suppressed and represented as zero (0) in the county totals.

----- Indicates data not available

HOSPITAL / EMERGENCY ROOM

Principal Disorder	2022	2021	2020
Alcohol Use: E.R. Services, then Discharged	238	270	264
Alcohol Use: E.R. Services, then Admitted	63	73	69
Alcohol Use: Admitted without E.R. Services	82	96	149
Drug Use: E.R. Services, then Discharged	291	159	200
Drug Use: E.R. Services, then Admitted	27	11	26
Drug Use: Admitted without E.R. Services	143	89	97
Mental: E.R. Services, then Discharged	953	839	867
Mental: E.R. Services, then Admitted	168	186	210
Mental: Admitted without E.R. Services	823	1,102	1,121

Related Disorder

Alcohol Use: E.R. Services, then Discharged	292	206	233
Alcohol Use: E.R. Services, then Admitted	198	189	195
Alcohol Use: Admitted without E.R. Services	446	513	485
Drug Use: E.R. Services, then Discharged	421	346	324
Drug Use: E.R. Services, then Admitted	266	252	256
Drug Use: Admitted without E.R. Services	628	823	651

Source: Missouri Department of Health and Senior Services. Hospital encounters are categorized based on ICD-10 diagnosis codes. Beginning with 2020 data, individuals with more than one encounter for a substance use or mental disorder are counted for each encounter they have during the calendar year. Related disorders are those that are listed with a secondary diagnosis.

JUVENILE PLACEMENTS

	2023	2022	2021
Total Out-of-Home Placements	184	176	293
Parent/Caretaker Alcohol Use Reported	12	21	10
Parent/Caretaker Drug Use Reported	45	80	122

Source: Missouri Department of Social Services, Children's Division. Multiple factors are often considered when a child is placed out of the home. Removals involving parental substance use conditions are included in this profile.

JUVENILE COURT REFERRALS

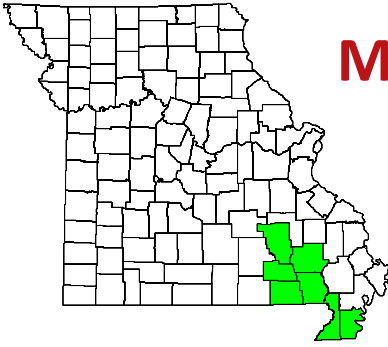
	2023	2022	2021
Child Abuse	94	70	104
Child Neglect	269	199	370
Child Custody Issues	59	81	99
Juvenile Violent Offenses	91	82	55
Juvenile Alcohol Offenses	21	19	5
Juvenile Drug Offenses	19	66	18
School Truancy	273	265	135
Absent from Home	94	51	58
Beyond Parental Control	38	24	33
Injurious Behavior	217	232	169

Source: Missouri Office of State Courts Administrator.

CRIMINAL JUSTICE

	FY 2024	FY 2023	FY 2022
Treatment Court Participants	193	169	162
Drug Conviction: Probation	263	330	323
Drug Conviction: Prison	155	149	176
Drug Conviction: Parole	165	178	205
DWI Conviction: Probation	21	23	22
DWI Conviction: Prison	13	16	21
DWI Conviction: Parole	9	13	17

Sources: Missouri Office of State Courts Administrator; Missouri Department of Corrections.



MENTAL HEALTH SERVICE AREA 19

Data on this page pertain to the map area shaded green.

DEMOGRAPHICS

	2023	2022	2021
Population Estimate	116,463	117,195	118,073
Labor Force	49,402	49,664	50,808
Employed	47,173	47,982	48,051
Unemployed	2,229	1,682	2,757
Unemployment Rate	4.5%	3.4%	5.4%
Median Household Income	-----		
Poverty Estimate, Individuals of All Ages	-----	26,655	24,482
Poverty Estimate, Children Under Age 18	-----	8,746	8,634

Source: U.S. Bureau of the Census.

BIRTHS AND DEATHS

	2023	2022	2021
Resident Births	1,420	1,398	1,529
Resident Deaths	1,844	2,012	2,213
Suicide	19	25	18
Homicide	5	12	10
Alcohol Induced Deaths	16	23	22
Drug Induced Deaths	23	33	41
Smoking Attributable Deaths	361	379	355

Source: Missouri Department of Health and Senior Services

IMPAIRED DRIVING

	2023	2022	2021
Alcohol Involved Fatal Crashes	4	3	5
Alcohol Involved Injury Crashes	51	41	54
Alcohol Involved Property Damage Crashes	64	60	83
Killed in Alcohol Involved Crashes	6	3	5
Injured in Alcohol Involved Crashes	68	62	76
Drug Involved Fatal Crashes	1	2	3
Drug Involved Injury Crashes	18	9	17
Drug Involved Property Damage Crashes	18	15	27
Killed in Drug Involved Crashes	3	2	3
Injured in Drug Involved Crashes	22	11	21

Source: Missouri Department of Public Safety, Missouri State Highway Patrol.

POLICE REPORTS

	2023	2022	2021
DUI Arrests, DWI Tracking System	468	446	441
Liquor Law Arrests	11	8	11
Drug Arrests	435	547	462
Violent Offenses	367	388	686
Domestic Violence Reports	981	976	1,067
Property Offenses	1,567	1,998	2,728

Source: Missouri Department of Public Safety, Missouri State Highway Patrol.

SCHOOL REPORTS

	2022-23	2021-22
Reported School Suspensions	412	301
Reported Substance Related Suspensions	85	32
Reported Violence or Weapon Suspensions	49	36
Enrollment Grades K-8	13,570	13,840
Enrollment Grades 9-12	5,775	5,839
Dropouts	65	91

Source: Missouri Department of Elementary and Secondary Education. County-level data are aggregated by school district. Reported suspensions and dropouts fewer than five (5) in a district are suppressed and represented as zero (0) in the county totals.

----- Indicates data not available

HOSPITAL / EMERGENCY ROOM

Principal Disorder	2022	2021	2020
Alcohol Use: E.R. Services, then Discharged	162	200	238
Alcohol Use: E.R. Services, then Admitted	9	57	64
Alcohol Use: Admitted without E.R. Services	67	45	35
Drug Use: E.R. Services, then Discharged	353	363	394
Drug Use: E.R. Services, then Admitted	19	75	170
Drug Use: Admitted without E.R. Services	113	42	90
Mental: E.R. Services, then Discharged	962	1,255	1,366
Mental: E.R. Services, then Admitted	138	1,052	752
Mental: Admitted without E.R. Services	1,538	981	1,197

Related Disorder

Alcohol Use: E.R. Services, then Discharged	299	294	292
Alcohol Use: E.R. Services, then Admitted	88	440	394
Alcohol Use: Admitted without E.R. Services	449	266	382
Drug Use: E.R. Services, then Discharged	1,352	899	721
Drug Use: E.R. Services, then Admitted	205	1,150	886
Drug Use: Admitted without E.R. Services	1,389	689	806

Source: Missouri Department of Health and Senior Services. Hospital encounters are categorized based on ICD-10 diagnosis codes. Beginning with 2020 data, individuals with more than one encounter for a substance use or mental disorder are counted for each encounter they have during the calendar year. Related disorders are those that are listed with a secondary diagnosis.

JUVENILE PLACEMENTS

	2023	2022	2021
Total Out-of-Home Placements	351	357	347
Parent/Caretaker Alcohol Use Reported	5	9	18
Parent/Caretaker Drug Use Reported	180	220	210

Source: Missouri Department of Social Services, Children's Division. Multiple factors are often considered when a child is placed out of the home. Removals involving parental substance use conditions are included in this profile.

JUVENILE COURT REFERRALS

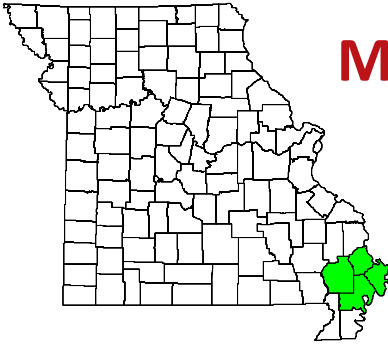
	2023	2022	2021
Child Abuse	36	51	30
Child Neglect	461	528	593
Child Custody Issues	7	4	5
Juvenile Violent Offenses	222	162	162
Juvenile Alcohol Offenses	4	16	11
Juvenile Drug Offenses	50	66	54
School Truancy	90	118	148
Absent from Home	95	85	85
Beyond Parental Control	100	64	75
Injurious Behavior	115	90	59

Source: Missouri Office of State Courts Administrator.

CRIMINAL JUSTICE

	FY 2024	FY 2023	FY 2022
Treatment Court Participants	332	278	250
Drug Conviction: Probation	350	414	414
Drug Conviction: Prison	242	279	300
Drug Conviction: Parole	367	365	297
DWI Conviction: Probation	23	16	18
DWI Conviction: Prison	13	8	8
DWI Conviction: Parole	9	7	3

Sources: Missouri Office of State Courts Administrator; Missouri Department of Corrections.



MENTAL HEALTH SERVICE AREA 20

Data on this page pertain to the map area shaded green.

DEMOGRAPHICS

	2023	2022	2021
Population Estimate	93,532	93,600	94,491
Labor Force	46,104	46,226	47,286
Employed	44,513	44,968	45,256
Unemployed	1,591	1,258	2,030
Unemployment Rate	3.5%	2.7%	4.3%
Median Household Income	-----		
Poverty Estimate, Individuals of All Ages	-----	15,811	16,997
Poverty Estimate, Children Under Age 18	-----	5,062	5,289

Source: U.S. Bureau of the Census.

BIRTHS AND DEATHS

	2023	2022	2021
Resident Births	1,087	1,126	1,127
Resident Deaths	1,340	1,500	1,553
Suicide	18	17	13
Homicide	10	3	7
Alcohol Induced Deaths	3	9	8
Drug Induced Deaths	18	23	20
Smoking Attributable Deaths	251	267	259

Source: Missouri Department of Health and Senior Services

IMPAIRED DRIVING

	2023	2022	2021
Alcohol Involved Fatal Crashes	2	2	0
Alcohol Involved Injury Crashes	21	28	26
Alcohol Involved Property Damage Crashes	42	52	49
Killed in Alcohol Involved Crashes	2	2	0
Injured in Alcohol Involved Crashes	35	39	33
Drug Involved Fatal Crashes	1	1	2
Drug Involved Injury Crashes	7	7	12
Drug Involved Property Damage Crashes	4	19	21
Killed in Drug Involved Crashes	2	1	3
Injured in Drug Involved Crashes	9	12	20

Source: Missouri Department of Public Safety, Missouri State Highway Patrol.

POLICE REPORTS

	2023	2022	2021
DUI Arrests, DWI Tracking System	423	423	337
Liquor Law Arrests	12	7	5
Drug Arrests	410	648	496
Violent Offenses	453	457	478
Domestic Violence Reports	664	617	600
Property Offenses	1,630	1,605	1,473

Source: Missouri Department of Public Safety, Missouri State Highway Patrol.

SCHOOL REPORTS

	2022-23	2021-22
Reported School Suspensions	390	286
Reported Substance Related Suspensions	28	24
Reported Violence or Weapon Suspensions	0	0
Enrollment Grades K-8	10,121	10,295
Enrollment Grades 9-12	4,715	4,797
Dropouts	17	25

Source: Missouri Department of Elementary and Secondary Education. County-level data are aggregated by school district. Reported suspensions and dropouts fewer than five (5) in a district are suppressed and represented as zero (0) in the county totals.

----- Indicates data not available

HOSPITAL / EMERGENCY ROOM

Principal Disorder	2022	2021	2020
Alcohol Use: E.R. Services, then Discharged	149	219	217
Alcohol Use: E.R. Services, then Admitted	11	24	17
Alcohol Use: Admitted without E.R. Services	40	59	57
Drug Use: E.R. Services, then Discharged	381	312	345
Drug Use: E.R. Services, then Admitted	27	25	35
Drug Use: Admitted without E.R. Services	69	40	81
Mental: E.R. Services, then Discharged	682	1,079	1,155
Mental: E.R. Services, then Admitted	28	230	155
Mental: Admitted without E.R. Services	1,039	1,023	1,110

Related Disorder

Alcohol Use: E.R. Services, then Discharged	257	225	210
Alcohol Use: E.R. Services, then Admitted	67	118	130
Alcohol Use: Admitted without E.R. Services	349	360	382
Drug Use: E.R. Services, then Discharged	1,240	1,073	855
Drug Use: E.R. Services, then Admitted	106	233	184
Drug Use: Admitted without E.R. Services	986	846	864

Source: Missouri Department of Health and Senior Services. Hospital encounters are categorized based on ICD-10 diagnosis codes. Beginning with 2020 data, individuals with more than one encounter for a substance use or mental disorder are counted for each encounter they have during the calendar year. Related disorders are those that are listed with a secondary diagnosis.

JUVENILE PLACEMENTS

	2023	2022	2021
Total Out-of-Home Placements	226	260	253
Parent/Caretaker Alcohol Use Reported	10	9	8
Parent/Caretaker Drug Use Reported	103	144	124

Source: Missouri Department of Social Services, Children's Division. Multiple factors are often considered when a child is placed out of the home. Removals involving parental substance use conditions are included in this profile.

JUVENILE COURT REFERRALS

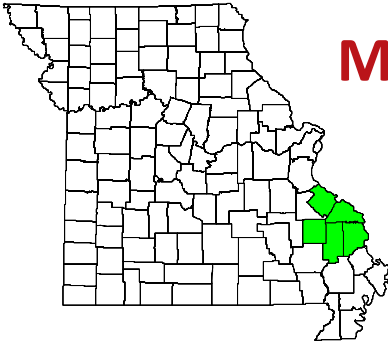
	2023	2022	2021
Child Abuse	66	37	46
Child Neglect	277	447	413
Child Custody Issues	83	93	108
Juvenile Violent Offenses	136	179	125
Juvenile Alcohol Offenses	13	21	2
Juvenile Drug Offenses	45	50	40
School Truancy	87	116	128
Absent from Home	19	38	38
Beyond Parental Control	71	56	71
Injurious Behavior	187	175	131

Source: Missouri Office of State Courts Administrator.

CRIMINAL JUSTICE

	FY 2024	FY 2023	FY 2022
Treatment Court Participants	115	115	122
Drug Conviction: Probation	264	272	339
Drug Conviction: Prison	188	196	237
Drug Conviction: Parole	213	210	192
DWI Conviction: Probation	11	13	14
DWI Conviction: Prison	10	11	11
DWI Conviction: Parole	12	10	8

Sources: Missouri Office of State Courts Administrator; Missouri Department of Corrections.



MENTAL HEALTH SERVICE AREA 21

Data on this page pertain to the map area shaded green.

DEMOGRAPHICS

	2023	2022	2021
Population Estimate	143,818	143,672	142,923
Labor Force	70,229	69,857	70,280
Employed	68,257	68,257	67,737
Unemployed	1,972	1,600	2,543
Unemployment Rate	2.8%	2.3%	3.6%
Median Household Income	-----		
Poverty Estimate, Individuals of All Ages	-----	18,443	16,740
Poverty Estimate, Children Under Age 18	-----	5,112	4,572

Source: U.S. Bureau of the Census.

BIRTHS AND DEATHS

	2023	2022	2021
Resident Births	1,534	1,551	1,547
Resident Deaths	1,617	1,709	1,779
Suicide	27	25	23
Homicide	6	11	2
Alcohol Induced Deaths	12	6	6
Drug Induced Deaths	23	27	27
Smoking Attributable Deaths	264	277	269

Source: Missouri Department of Health and Senior Services

IMPAIRED DRIVING

	2023	2022	2021
Alcohol Involved Fatal Crashes	3	8	3
Alcohol Involved Injury Crashes	45	46	61
Alcohol Involved Property Damage Crashes	71	73	97
Killed in Alcohol Involved Crashes	3	8	3
Injured in Alcohol Involved Crashes	62	61	82
Drug Involved Fatal Crashes	1	2	1
Drug Involved Injury Crashes	5	7	12
Drug Involved Property Damage Crashes	14	16	20
Killed in Drug Involved Crashes	1	2	1
Injured in Drug Involved Crashes	6	12	19

Source: Missouri Department of Public Safety, Missouri State Highway Patrol.

POLICE REPORTS

	2023	2022	2021
DUI Arrests, DWI Tracking System	463	408	485
Liquor Law Arrests	31	25	18
Drug Arrests	508	723	610
Violent Offenses	515	525	602
Domestic Violence Reports	767	785	850
Property Offenses	1,886	1,866	2,244

Source: Missouri Department of Public Safety, Missouri State Highway Patrol.

SCHOOL REPORTS

	2022-23	2021-22
Reported School Suspensions	121	212
Reported Substance Related Suspensions	136	33
Reported Violence or Weapon Suspensions	79	7
Enrollment Grades K-8	12,260	12,340
Enrollment Grades 9-12	5,713	5,699
Dropouts	73	92

Source: Missouri Department of Elementary and Secondary Education. County-level data are aggregated by school district. Reported suspensions and dropouts fewer than five (5) in a district are suppressed and represented as zero (0) in the county totals.

----- Indicates data not available

HOSPITAL / EMERGENCY ROOM

Principal Disorder	2022	2021	2020
Alcohol Use: E.R. Services, then Discharged	293	357	333
Alcohol Use: E.R. Services, then Admitted	37	37	30
Alcohol Use: Admitted without E.R. Services	55	63	57
Drug Use: E.R. Services, then Discharged	365	320	318
Drug Use: E.R. Services, then Admitted	34	14	13
Drug Use: Admitted without E.R. Services	73	49	68
Mental: E.R. Services, then Discharged	1,097	1,426	1,361
Mental: E.R. Services, then Admitted	116	227	160
Mental: Admitted without E.R. Services	1,149	1,037	949

Related Disorder

Alcohol Use: E.R. Services, then Discharged	310	353	368
Alcohol Use: E.R. Services, then Admitted	194	188	211
Alcohol Use: Admitted without E.R. Services	335	340	398
Drug Use: E.R. Services, then Discharged	2,355	1,633	1,272
Drug Use: E.R. Services, then Admitted	259	273	189
Drug Use: Admitted without E.R. Services	779	723	643

Source: Missouri Department of Health and Senior Services. Hospital encounters are categorized based on ICD-10 diagnosis codes. Beginning with 2020 data, individuals with more than one encounter for a substance use or mental disorder are counted for each encounter they have during the calendar year. Related disorders are those that are listed with a secondary diagnosis.

JUVENILE PLACEMENTS

	2023	2022	2021
Total Out-of-Home Placements	128	163	283
Parent/Caretaker Alcohol Use Reported	16	1	10
Parent/Caretaker Drug Use Reported	55	93	164

Source: Missouri Department of Social Services, Children's Division. Multiple factors are often considered when a child is placed out of the home. Removals involving parental substance use conditions are included in this profile.

JUVENILE COURT REFERRALS

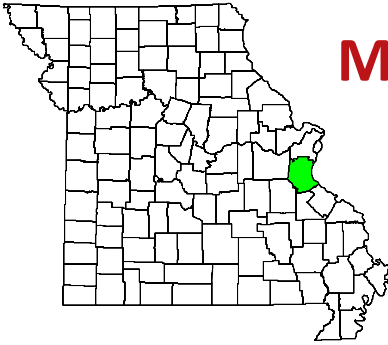
	2023	2022	2021
Child Abuse	66	53	45
Child Neglect	355	357	384
Child Custody Issues	2	5	2
Juvenile Violent Offenses	150	153	97
Juvenile Alcohol Offenses	10	18	8
Juvenile Drug Offenses	36	35	26
School Truancy	381	216	98
Absent from Home	99	76	91
Beyond Parental Control	19	13	35
Injurious Behavior	221	217	133

Source: Missouri Office of State Courts Administrator.

CRIMINAL JUSTICE

	FY 2024	FY 2023	FY 2022
Treatment Court Participants	100	112	126
Drug Conviction: Probation	243	239	238
Drug Conviction: Prison	155	164	179
Drug Conviction: Parole	219	203	219
DWI Conviction: Probation	18	20	23
DWI Conviction: Prison	5	13	12
DWI Conviction: Parole	10	11	9

Sources: Missouri Office of State Courts Administrator; Missouri Department of Corrections.



MENTAL HEALTH SERVICE AREA 22

Data on this page pertain to the map area shaded green.

DEMOGRAPHICS

	2023	2022	2021
Population Estimate	231,230	229,336	227,934
Labor Force	119,291	118,310	117,556
Employed	115,930	115,524	112,790
Unemployed	3,361	2,786	4,766
Unemployment Rate	2.8%	2.4%	4.1%
Median Household Income	-----		
Poverty Estimate, Individuals of All Ages	-----	20,356	19,654
Poverty Estimate, Children Under Age 18	-----	5,150	5,585

Source: U.S. Bureau of the Census.

BIRTHS AND DEATHS

	2023	2022	2021
Resident Births	2,368	2,326	2,414
Resident Deaths	2,329	2,553	2,527
Suicide	38	58	50
Homicide	4	12	13
Alcohol Induced Deaths	34	29	32
Drug Induced Deaths	72	108	129
Smoking Attributable Deaths	362	387	375

Source: Missouri Department of Health and Senior Services

IMPAIRED DRIVING

	2023	2022	2021
Alcohol Involved Fatal Crashes	3	4	10
Alcohol Involved Injury Crashes	67	74	59
Alcohol Involved Property Damage Crashes	113	123	121
Killed in Alcohol Involved Crashes	3	4	12
Injured in Alcohol Involved Crashes	93	95	82
Drug Involved Fatal Crashes	1	0	7
Drug Involved Injury Crashes	15	20	24
Drug Involved Property Damage Crashes	27	34	33
Killed in Drug Involved Crashes	1	0	7
Injured in Drug Involved Crashes	18	23	39

Source: Missouri Department of Public Safety, Missouri State Highway Patrol.

POLICE REPORTS

	2023	2022	2021
DUI Arrests, DWI Tracking System	833	703	800
Liquor Law Arrests	27	29	35
Drug Arrests	654	932	611
Violent Offenses	661	622	680
Domestic Violence Reports	1,380	1,289	1,155
Property Offenses	2,417	2,820	3,047

Source: Missouri Department of Public Safety, Missouri State Highway Patrol.

SCHOOL REPORTS

	2022-23	2021-22
Reported School Suspensions	649	525
Reported Substance Related Suspensions	244	180
Reported Violence or Weapon Suspensions	13	25
Enrollment Grades K-8	22,692	21,922
Enrollment Grades 9-12	11,233	10,621
Dropouts	282	171

Source: Missouri Department of Elementary and Secondary Education. County-level data are aggregated by school district. Reported suspensions and dropouts fewer than five (5) in a district are suppressed and represented as zero (0) in the county totals.

----- Indicates data not available

HOSPITAL / EMERGENCY ROOM

Principal Disorder	2022	2021	2020
Alcohol Use: E.R. Services, then Discharged	338	364	390
Alcohol Use: E.R. Services, then Admitted	230	180	147
Alcohol Use: Admitted without E.R. Services	81	70	65
Drug Use: E.R. Services, then Discharged	565	405	418
Drug Use: E.R. Services, then Admitted	214	94	87
Drug Use: Admitted without E.R. Services	91	72	88
Mental: E.R. Services, then Discharged	1,598	1,668	1,609
Mental: E.R. Services, then Admitted	1,350	1,760	1,756
Mental: Admitted without E.R. Services	671	676	753

Related Disorder

Alcohol Use: E.R. Services, then Discharged	419	289	354
Alcohol Use: E.R. Services, then Admitted	1,121	1,017	1,040
Alcohol Use: Admitted without E.R. Services	282	260	253
Drug Use: E.R. Services, then Discharged	1,149	548	608
Drug Use: E.R. Services, then Admitted	1,527	1,584	1,426
Drug Use: Admitted without E.R. Services	579	564	567

Source: Missouri Department of Health and Senior Services. Hospital encounters are categorized based on ICD-10 diagnosis codes. Beginning with 2020 data, individuals with more than one encounter for a substance use or mental disorder are counted for each encounter they have during the calendar year. Related disorders are those that are listed with a secondary diagnosis.

JUVENILE PLACEMENTS

	2023	2022	2021
Total Out-of-Home Placements	211	303	234
Parent/Caretaker Alcohol Use Reported	17	16	7
Parent/Caretaker Drug Use Reported	105	152	142

Source: Missouri Department of Social Services, Children's Division. Multiple factors are often considered when a child is placed out of the home. Removals involving parental substance use conditions are included in this profile.

JUVENILE COURT REFERRALS

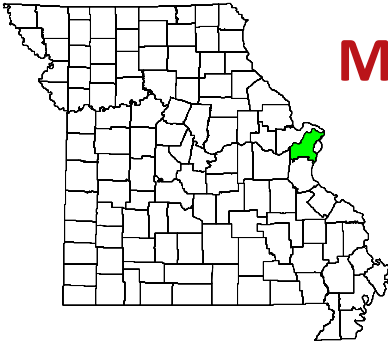
	2023	2022	2021
Child Abuse	415	397	100
Child Neglect	154	213	198
Child Custody Issues	93	140	68
Juvenile Violent Offenses	434	344	252
Juvenile Alcohol Offenses	31	24	21
Juvenile Drug Offenses	67	163	53
School Truancy	131	175	140
Absent from Home	156	137	105
Beyond Parental Control	48	57	60
Injurious Behavior	277	112	84

Source: Missouri Office of State Courts Administrator.

CRIMINAL JUSTICE

	FY 2024	FY 2023	FY 2022
Treatment Court Participants	59	79	65
Drug Conviction: Probation	273	337	415
Drug Conviction: Prison	135	139	177
Drug Conviction: Parole	204	225	213
DWI Conviction: Probation	42	36	47
DWI Conviction: Prison	15	8	14
DWI Conviction: Parole	20	21	20

Sources: Missouri Office of State Courts Administrator; Missouri Department of Corrections.



MENTAL HEALTH SERVICE AREA 23

Data on this page pertain to the map area shaded green.

DEMOGRAPHICS

	2023	2022	2021
Population Estimate	987,059	990,414	998,227
Labor Force	532,451	527,524	526,087
Employed	516,724	514,653	502,408
Unemployed	15,727	12,871	23,679
Unemployment Rate	3.0%	2.4%	4.5%
Median Household Income	-----		
Poverty Estimate, Individuals of All Ages	-----	101,623	102,288
Poverty Estimate, Children Under Age 18	-----	30,200	28,662

Source: U.S. Bureau of the Census.

BIRTHS AND DEATHS

	2023	2022	2021
Resident Births	9,676	10,475	10,494
Resident Deaths	10,648	11,281	11,370
Suicide	161	151	148
Homicide	155	176	174
Alcohol Induced Deaths	100	130	118
Drug Induced Deaths	316	401	424
Smoking Attributable Deaths	1,278	1,288	1,285

Source: Missouri Department of Health and Senior Services

IMPAIRED DRIVING

	2023	2022	2021
Alcohol Involved Fatal Crashes	10	10	0
Alcohol Involved Injury Crashes	250	209	232
Alcohol Involved Property Damage Crashes	347	380	381
Killed in Alcohol Involved Crashes	11	11	21
Injured in Alcohol Involved Crashes	377	308	345
Drug Involved Fatal Crashes	6	9	17
Drug Involved Injury Crashes	59	68	86
Drug Involved Property Damage Crashes	52	66	99
Killed in Drug Involved Crashes	7	10	18
Injured in Drug Involved Crashes	101	96	129

Source: Missouri Department of Public Safety, Missouri State Highway Patrol.

POLICE REPORTS

	2023	2022	2021
DUI Arrests, DWI Tracking System	2,381	2,343	2,167
Liquor Law Arrests	146	105	74
Drug Arrests	2,778	4,249	4,006
Violent Offenses	3,824	3,980	4,292
Domestic Violence Reports	4,546	4,366	4,666
Property Offenses	21,054	23,538	21,171

Source: Missouri Department of Public Safety, Missouri State Highway Patrol.

SCHOOL REPORTS

	2022-23	2021-22
Reported School Suspensions	3,537	3,727
Reported Substance Related Suspensions	491	479
Reported Violence or Weapon Suspensions	287	221
Enrollment Grades K-8	88,460	89,416
Enrollment Grades 9-12	43,013	43,448
Dropouts	819	891

Source: Missouri Department of Elementary and Secondary Education. County-level data are aggregated by school district. Reported suspensions and dropouts fewer than five (5) in a district are suppressed and represented as zero (0) in the county totals.

----- Indicates data not available

HOSPITAL / EMERGENCY ROOM

Principal Disorder	2022	2021	2020
Alcohol Use: E.R. Services, then Discharged	2,325	2,208	2,103
Alcohol Use: E.R. Services, then Admitted	1,068	911	833
Alcohol Use: Admitted without E.R. Services	449	522	458
Drug Use: E.R. Services, then Discharged	3,199	1,843	2,177
Drug Use: E.R. Services, then Admitted	955	382	465
Drug Use: Admitted without E.R. Services	457	458	446
Mental: E.R. Services, then Discharged	8,617	7,681	7,517
Mental: E.R. Services, then Admitted	5,462	6,650	6,547
Mental: Admitted without E.R. Services	3,349	3,558	3,290

Related Disorder

Alcohol Use: E.R. Services, then Discharged	2,110	1,896	2,053
Alcohol Use: E.R. Services, then Admitted	4,930	4,340	4,207
Alcohol Use: Admitted without E.R. Services	1,420	1,439	1,441
Drug Use: E.R. Services, then Discharged	5,138	3,820	4,654
Drug Use: E.R. Services, then Admitted	5,501	5,721	5,578
Drug Use: Admitted without E.R. Services	2,466	2,938	2,756

Source: Missouri Department of Health and Senior Services. Hospital encounters are categorized based on ICD-10 diagnosis codes. Beginning with 2020 data, individuals with more than one encounter for a substance use or mental disorder are counted for each encounter they have during the calendar year. Related disorders are those that are listed with a secondary diagnosis.

JUVENILE PLACEMENTS

	2023	2022	2021
Total Out-of-Home Placements	398	430	425
Parent/Caretaker Alcohol Use Reported	9	9	11
Parent/Caretaker Drug Use Reported	165	175	170

Source: Missouri Department of Social Services, Children's Division. Multiple factors are often considered when a child is placed out of the home. Removals involving parental substance use conditions are included in this profile.

JUVENILE COURT REFERRALS

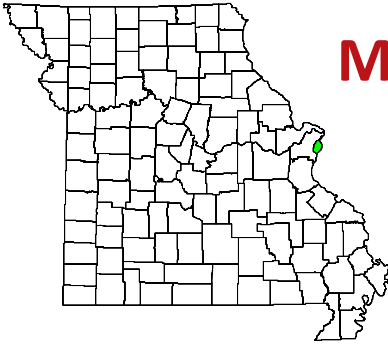
	2023	2022	2021
Child Abuse	189	243	376
Child Neglect	461	566	629
Child Custody Issues	192	157	192
Juvenile Violent Offenses	916	865	554
Juvenile Alcohol Offenses	35	40	19
Juvenile Drug Offenses	159	231	142
School Truancy	267	217	113
Absent from Home	795	787	583
Beyond Parental Control	8	6	23
Injurious Behavior	23	18	31

Source: Missouri Office of State Courts Administrator.

CRIMINAL JUSTICE

	FY 2024	FY 2023	FY 2022
Treatment Court Participants	279	343	358
Drug Conviction: Probation	169	219	207
Drug Conviction: Prison	25	32	58
Drug Conviction: Parole	61	74	104
DWI Conviction: Probation	49	70	77
DWI Conviction: Prison	4	5	5
DWI Conviction: Parole	5	6	15

Sources: Missouri Office of State Courts Administrator; Missouri Department of Corrections.



MENTAL HEALTH SERVICE AREAS 24-25

Data on this page pertain to the map area shaded green.

DEMOGRAPHICS

	2023	2022	2021
Population Estimate	281,754	286,578	293,562
Labor Force	150,650	149,069	150,531
Employed	145,099	144,444	140,948
Unemployed	5,551	4,625	9,583
Unemployment Rate	3.7%	3.1%	6.4%
Median Household Income	-----		
Poverty Estimate, Individuals of All Ages	-----	59,041	60,908
Poverty Estimate, Children Under Age 18	-----	16,815	17,437

Source: U.S. Bureau of the Census.

BIRTHS AND DEATHS

	2023	2022	2021
Resident Births	3,259	3,344	3,707
Resident Deaths	3,039	3,302	3,423
Suicide	44	57	37
Homicide	105	164	161
Alcohol Induced Deaths	65	93	62
Drug Induced Deaths	311	320	288
Smoking Attributable Deaths	377	349	385

Source: Missouri Department of Health and Senior Services

IMPAIRED DRIVING

	2023	2022	2021
Alcohol Involved Fatal Crashes	0	1	1
Alcohol Involved Injury Crashes	27	30	36
Alcohol Involved Property Damage Crashes	15	18	26
Killed in Alcohol Involved Crashes	0	1	0
Injured in Alcohol Involved Crashes	36	43	57
Drug Involved Fatal Crashes	0	0	0
Drug Involved Injury Crashes	10	10	10
Drug Involved Property Damage Crashes	2	5	8
Killed in Drug Involved Crashes	0	0	0
Injured in Drug Involved Crashes	13	13	17

Source: Missouri Department of Public Safety, Missouri State Highway Patrol.

POLICE REPORTS

	2023	2022	2021
DUI Arrests, DWI Tracking System	84	87	153
Liquor Law Arrests	172	201	285
Drug Arrests	1,134	1,377	1,163
Violent Offenses	4,069	4,245	4,984
Domestic Violence Reports	2,313	1,890	1,996
Property Offenses	19,042	20,968	17,879

Source: Missouri Department of Public Safety, Missouri State Highway Patrol.

SCHOOL REPORTS

	2022-23	2021-22
Reported School Suspensions	801	1,015
Reported Substance Related Suspensions	118	162
Reported Violence or Weapon Suspensions	237	247
Enrollment Grades K-8	20,771	21,685
Enrollment Grades 9-12	7,225	7,319
Dropouts	660	621

Source: Missouri Department of Elementary and Secondary Education. County-level data are aggregated by school district. Reported suspensions and dropouts fewer than five (5) in a district are suppressed and represented as zero (0) in the county totals.

----- Indicates data not available

HOSPITAL / EMERGENCY ROOM

Principal Disorder	2022	2021	2020
Alcohol Use: E.R. Services, then Discharged	1,279	1,330	1,502
Alcohol Use: E.R. Services, then Admitted	475	515	514
Alcohol Use: Admitted without E.R. Services	181	255	173
Drug Use: E.R. Services, then Discharged	2,142	1,467	1,728
Drug Use: E.R. Services, then Admitted	797	447	454
Drug Use: Admitted without E.R. Services	290	354	328
Mental: E.R. Services, then Discharged	3,144	2,908	3,111
Mental: E.R. Services, then Admitted	2,173	2,485	2,763
Mental: Admitted without E.R. Services	1,470	1,851	1,654

Related Disorder

Alcohol Use: E.R. Services, then Discharged	1,122	1,218	1,439
Alcohol Use: E.R. Services, then Admitted	2,208	2,233	2,358
Alcohol Use: Admitted without E.R. Services	499	859	669
Drug Use: E.R. Services, then Discharged	3,251	2,765	3,789
Drug Use: E.R. Services, then Admitted	3,595	3,685	3,819
Drug Use: Admitted without E.R. Services	1,327	2,005	1,842

Source: Missouri Department of Health and Senior Services. Hospital encounters are categorized based on ICD-10 diagnosis codes. Beginning with 2020 data, individuals with more than one encounter for a substance use or mental disorder are counted for each encounter they have during the calendar year. Related disorders are those that are listed with a secondary diagnosis.

JUVENILE PLACEMENTS

	2023	2022	2021
Total Out-of-Home Placements	319	282	276
Parent/Caretaker Alcohol Use Reported	11	5	4
Parent/Caretaker Drug Use Reported	124	117	116

Source: Missouri Department of Social Services, Children's Division. Multiple factors are often considered when a child is placed out of the home. Removals involving parental substance use conditions are included in this profile.

JUVENILE COURT REFERRALS

	2023	2022	2021
Child Abuse	34	29	41
Child Neglect	400	321	338
Child Custody Issues	90	72	70
Juvenile Violent Offenses	226	186	148
Juvenile Alcohol Offenses	0	2	1
Juvenile Drug Offenses	12	31	30
School Truancy	65	63	22
Absent from Home	58	36	22
Beyond Parental Control	0	0	1
Injurious Behavior	25	19	16

Source: Missouri Office of State Courts Administrator.

CRIMINAL JUSTICE

	FY 2024	FY 2023	FY 2022
Treatment Court Participants	250	175	169
Drug Conviction: Probation	60	80	110
Drug Conviction: Prison	39	42	75
Drug Conviction: Parole	79	96	124
DWI Conviction: Probation	2	1	1
DWI Conviction: Prison	0	0	1
DWI Conviction: Parole	0	0	0

Sources: Missouri Office of State Courts Administrator; Missouri Department of Corrections.